

# Commitment to Sustainable Infrastructure.

Financing India's Bright  
Tomorrow.



# Contents

01-24

## **BUSINESS REVIEW**

- 02 We are "Aseem"...
- 04 About Aseem
- 08 CEO's Message
- 10 Strengths
- 14 Strategy
- 16 Financial Performance
- 18 Environmental, Social and Governance Framework
- 20 Corporate Social Responsibility
- 23 Meet the Board
- 24 Corporate Information

63-224

## **FINANCIAL STATEMENTS**

- 63 Independent Auditors' Report - Consolidated
- 68 Consolidated Financial Statements
- 142 Independent Auditors' Report - Standalone
- 152 Standalone Financial Statements

25-62

## **STATUTORY REPORTS**

- 25 Directors' Report
- 43 Report on Corporate Governance
- 59 Management Discussion and Analysis



For more information visit:  
**[aseeminfra.in](http://aseeminfra.in)**

# Commitment to Sustainable Infrastructure.

## Financing India's Bright Tomorrow.

Amidst the dynamic landscape of India's march towards a US\$ 10 trillion economy, infrastructure emerges as the cornerstone of growth and transformation. We stand resolute in our commitment to fuel this national ambition by being in the forefront of infrastructure financing. Our journey is not just about funding projects; it's about catalysing a sustainable development that balances economic progress with environmental stewardship, echoing the quest for a VIKSIT BHARAT.

India's infrastructure expansion plays a pivotal role in realizing the dreams and aspirations of a young nation, with significant strides in renewable energy and transportation infrastructure. The rapid growth in renewable energy capacity, slated to reach 500 GW by 2030, mirrors a robust commitment to clean energy. Similarly, the growth in highway construction underscores enhanced connectivity and economic integration across the nation. These initiatives reflect a paradigm shift towards sustainable practices, aligning with global efforts to combat climate change.

We embrace this transformative ethos, pioneering climate positive funding that redefine the future of sustainable development in India. By focusing on green infrastructure projects and promoting eco-friendly mobility solutions, we contribute to reducing carbon footprint and fostering resilient communities. Our business strategy, not only meets present-day infrastructure needs, but also anticipates future demands, underlining our role as a catalyst in India's sustainable growth story.

**We envision a future where sustainability is at the core of every infrastructure project. Our commitment extends beyond providing financial support, to include innovative solutions that enhance efficiency, promote green technologies, and improve quality of life.**



# We are Aseem...

**It is in our Name;  
It is in our DNA –  
We are Limitless!**

Aseem, true to its name, signifies limitless possibilities. We are more than just financiers; we are catalysts for progress, champions of sustainable development, and architects of a brighter tomorrow.

**Solutioning for Impact,  
Building to Last**

Our solutions are not mere financial transactions, but building blocks for a sustainable future. We partner with clients who share our vision to create a climate positive, green world through initiatives like renewable energy and clean transportation projects. Every project undergoes rigorous evaluation, ensuring not only financial viability but also positive environmental and social impact.





# ... We are Building a Sustainable Future, Brick-by-Brick

## **Beyond Finance: Expertise and Collaboration**

We boast of a team of passionate professionals with deep industry knowledge and financial expertise. This, combined with technical prowess, risk management skills, and a collaborative spirit enables us to work together with clients and provide them with not just tailored solutions but also an unwavering partnership.

## **In Pursuit of Excellence**

We are in pursuit of excellence and just that! Since inception, we've established ourselves as a thought leader in sustainable infrastructure financing. Our portfolio reflects a relentless pursuit of quality across diverse infrastructure segments. We are a trusted partner for our clients, a catalyst for change in communities, and a driving force behind our nation's growth. We truly believe that all of these are derivatives of our pursuit of excellence.

## **All for a Clean, Green and Happy Tomorrow**

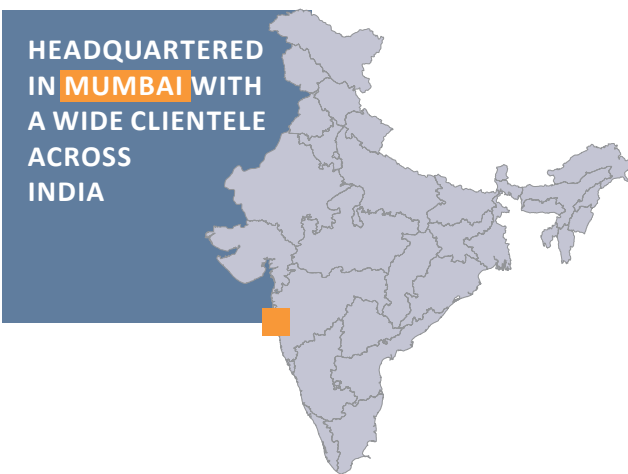
We are committed to shaping a future where infrastructure development is synonymous with sustainability and being conscious. As we move forward, we remain dedicated to being on the forefront of revolutionizing infrastructure financing and building a climate resilient and ESG compliant portfolio of assets.

## About Aseem

# Redefining Infrastructure Financing

**We aspire to be a leading institution offering a comprehensive suite of solutions in the infrastructure sector. Backed by a passionate and experienced team, we bring deep domain expertise and extensive industry knowledge. Our strong commitment to climate financing, which constitutes nearly half of our loan portfolio, underscores our dedication to sustainability.**

Aseem Infrastructure Finance Limited is a Reserve Bank of India (RBI) registered Non-Banking Finance Company, classified as an Infrastructure Finance Company (NBFC-IFC). We strive to shape perceptions and inspire lasting change, cementing our reputation as a thought leader committed to sustainable growth and innovation in infrastructure financing. As we progress further on our journey, our aim is to set enduring standards in the industry for environmentally conscious infrastructure development.



## Our Pillars

### VISION

To help create a futuristic India through transformative infrastructure financing. Being a thought leader, force multiplier and provider of sustainable and impactful solutions.

### MISSION

-  Engage
-  Innovate
-  Specialize
-  Scale
-  Sustain

## VALUES

- Passion**

We are committed to achieve the seemingly impossible.
- Integrity**

We take complete ownership of our actions. Our actions today contribute to a better tomorrow.
- Collaboration**

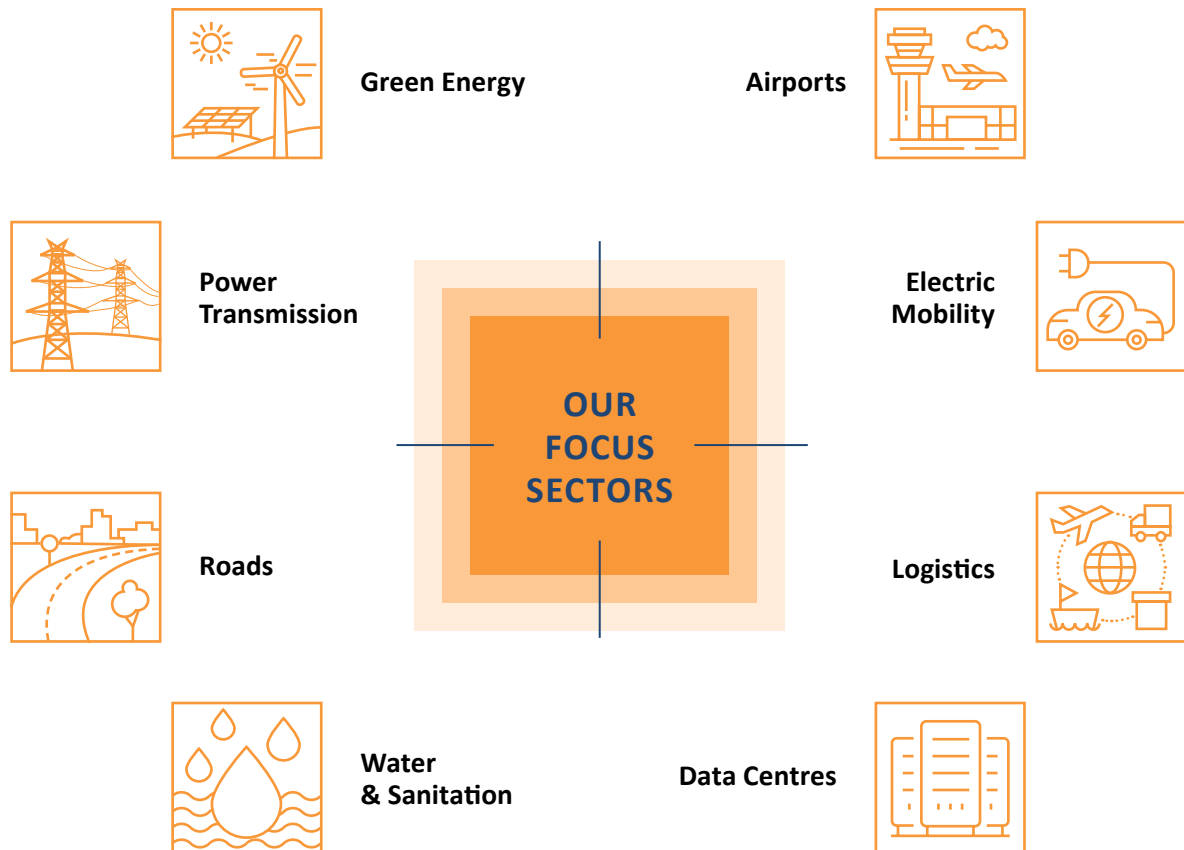
We believe in teamwork. We collaborate with clients and even the competition.
- Excellence**

We commit to delivering our best and becoming better, every day.
- Balance**

We strike harmony between growth and sustainability; profitability and impact.

## Our Approach

We integrate technical expertise, risk structuring, and asset management to collaborate with ecosystem leaders, leveraging synergies to deliver enhanced value to all our partners and stakeholders in infrastructure life cycle financing.



## Our Sponsor:

### NIIF Strategic Opportunities Fund (SOF)

NIIF Strategic Opportunities Fund (SOF), managed by National Investment and Infrastructure Fund Limited (NIIFL), serves as a collaborative investment platform anchored by the Government of India. With a focus on generating attractive risk-adjusted returns, NIIFL invests across infrastructure and growth equity sectors, navigating economic cycles while upholding sustainable investing principles. Managing over US\$ 4.9 billion in equity capital commitments through its various funds, including the Strategic Opportunities Fund, NIIFL targets long-term capital deployment in high-growth, future-ready businesses across India.

**~US\$ 4.9+ billion**

Total Assets Under Management

**Associate Company: NIIF  
Infrastructure Finance Company  
Limited (NIIF IFL)**

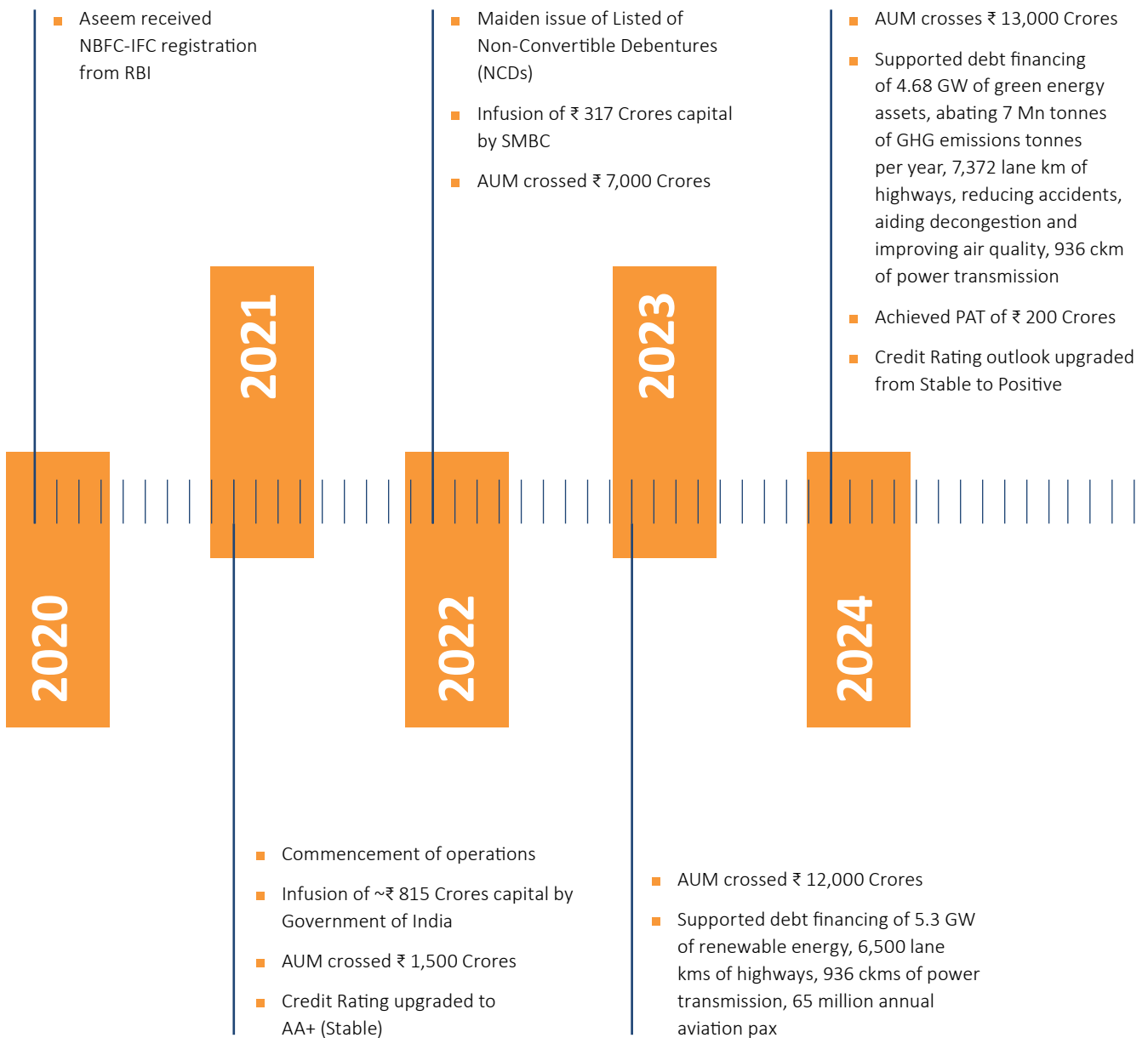
NIIF Infrastructure Finance Company Limited (NIIF IFL) is registered with the Reserve Bank of India (RBI) as a Non-Banking Financial Company - Infrastructure Debt Fund (NBFC-IDF). Sponsored by Aseem, which holds a 30.8% equity stake, NIIF IFL specializes in financing post-commencement infrastructure projects that have completed at least one year of satisfactory commercial operations. It focuses on providing takeout financing to original lenders, facilitating capital recycling post-project development. NIIF IFL boasts a robust track record in infrastructure financing, with a sectoral emphasis on Renewable Energy, Roads, Transmission, Logistics, and Social Infrastructure.





## A Journey that Depicts Excellence

Post receiving NBFC-IFC registration from RBI in 2020, we embarked on a journey of excellence while maintaining growth and profitability. Today, we are a recognized thought leader in our chosen segments. The robust growth in our AUM, which stands at ₹ 13,609 Crores is a testimony to our founding principles and market position.



## CEO's Message



WE REMAIN COMMITTED TO DELIVER TO OUR SHAREHOLDERS, SUSTAINABLE AND CONSISTENT FINANCIAL RETURNS. IN FY 2023-24, WE MAINTAINED A STRONG MARKET PRESENCE WITH ~₹ 15,500 CRORES IN NEW SANCTIONS AND DISBURSEMENTS OF MORE THAN ~₹ 6,100 CRORES. CAPITAL ADEQUACY STOOD AT A HEALTHY 20.6%. QUALITY OF THE BOOK CONTINUES TO BE PRISTINE WITH US MAINTAINING NIL GNPA STATUS SINCE INCEPTION.

Dear Stakeholders,

At the outset, I thank you for sparing your valuable time to peruse our Annual Report for the financial year 2023-24.

As it is said, the journey of a thousand miles begins with one step and we at Aseem have taken the first few steps in our journey.

As our name implies, there is limitless potential for infrastructure growth in our country, and we hope to play a significant role in our nation's march to Viksit Bharat. Over the last 4 years, we have been meticulously building an

organization, that I believe would thrive for more than a 100 years to come. A strong pedigree, best in class governance, prudent risk management philosophy, and an industry leading management team are the foundations for building our long-standing institution. While there is a challenging road ahead, we are filled with immense pride at this point of time, with more than ₹ 13,500 Crores of AUM, ₹ 205 Crores of Profit After Tax, and achieving double digit Return on Equity for the first time in FY 2023-24.

Reflecting on FY 2023-24, the infrastructure sector sustained its growth trajectory, on the back of significant budgetary allocation

by the Government of India, augmented capital outlays by corporates, a continuing and favourable policy regime, and sustained inflows of global capital. The 'India' story continues to be robust globally and infrastructure takes the centre stage therein. Business pipeline remained healthy throughout the year. While growth was broad based across sectors, Renewables and Transportation lead our story in FY 2023-24. We remained committed on our focus on 'Green' with half our balance sheet now comprising 'Climate Positive' assets.

We expanded our sector coverage to include emerging areas such as electric mobility, data centres, and water treatment, all of which have shown promising performance. Recognizing the potential in green energy financing, we have enhanced our focus in this sector, maintaining our reputation as the preferred lender for green energy projects. On the liabilities side, while availability of funds was comfortable, borrowing costs, however, tended upwards. While geopolitical issues loomed large, India navigated the challenges well thanks to the inherent strength of our domestic economy.

We remain committed to deliver to our shareholders, sustainable and consistent financial returns. Highlighting a few key financial metrics, in FY 2023-24, we maintained a strong market presence with ~₹ 15,500 Crores in new sanctions and disbursements of more than ~₹ 6,100 Crores. Capital Adequacy stood at a healthy 20.6%. Quality of the book continues to be pristine, with us maintaining nil GNPA status since inception.

Looking ahead, the Indian growth story is expected to remain strong, aided, by healthy macros, policy certainty and continuity, favourable demographic profile and increasing global importance. The transformation of India from a consumption-led economy to a self-reliant country has been remarkable in recent times, driven by both Government initiatives and the aspirations of its growing population for a higher quality of life.

India's infrastructure sector is now positioned for robust growth, with planned investments reaching US\$ 1.5 trillion through the ambitious National Infrastructure Pipeline (NIP). This comprehensive program aims to inject significant capital into key areas such as energy, roads, railways, and urban development, stimulating associated industries and boosting the economy. We are also seeing opportunities in emerging sectors like data centres, electric mobility, green

hydrogen etc. These developments present a diverse array of opportunities for us, contributing to India's comprehensive infrastructure development goals and sustainable growth agenda. We are excited for being at the forefront of growth across a diverse spectrum of sectors.

We are on track towards realizing our vision of being a thought leader in infrastructure debt financing, with added focus on supporting Climate Positive projects. Our business model focuses on making a significant impact in the chosen sectors that we operate in. In a short span, we have established a robust foundation and positioned ourselves as a partner of choice, addressing emerging opportunities and risks with sustainable solutions.

We go beyond what it takes to deliver in the normal course of business. ESG is a cornerstone for us. Our ESG framework, based on leading global practices ensures that our lending decisions are not only financially prudent but also sustainable in their environmental and social impact. Through regular assessments of our portfolio's performance, we uphold high standards of environmental stewardship and social accountability, making positive contributions to the communities where we operate.

We truly believe in giving back and are proud and passionate about what we do on the CSR front. Our team members willingly associate with selection and monitoring of our CSR projects with the same vigour and enthusiasm they display for the projects financed by us.

We have set out on an ambitious path for ourselves. While all of us here at Aseem are proud of our achievements over the last four years, we recognize that we have a long journey ahead. We are grateful to all of you for your trust and encouragement. In return, we commit to keep doing our best to deliver consistent and sustainable value to all our stakeholders. As I conclude, I look forward with optimism to the exciting journey ahead for India and Aseem with confidence, commitment and determination.


With best regards,

**Virender Pankaj**

Chief Executive Officer

## Strengths

# Building Strong Foundation

 Our strategic vision is bolstered by a robust business model, deep domain expertise and commitment to excellence is crucial for achieving success across diverse sectors. Our operational excellence underscores our market leadership and presence, rooted in a solid foundation of strong governance, prudent risk management and deep client engagement.



### Scalable End-to-End Solutions

Our well laid out business strategy has positioned us as a thought leader in the infrastructure finance domain. We provide comprehensive financial solutions tailored to the diverse needs of our clients and underlying complex infrastructure projects. Our scalability allows us to accommodate large-scale developments, leveraging advanced technology to provide swift services backed by a robust risk framework. Our solutions are bespoke, and meets specific project requirements, while our risk first culture safeguards investments. Backed by a team of seasoned professionals, we focus on building long-term relationships through exceptional support and innovative structures.

**₹ 13,609 Crores**

AUM scale up since inception

**Nil**

Delinquencies since inception

**100%**

CAGR in AUM since inception



### Diversified Asset Book

Our diversified book, with exposure across 13 sectors as of March 2024, showcases our domain depth. ~50% of our book is built around climate positive funding, followed by 31% in transportation. In FY 2023-24, we sanctioned funds for over 50 new projects, spread across green energy, transportation, data centers, electric mobility, transmission, and logistics parks, underscoring our capability to attract and serve a diverse client base. We understand that the financing needs of private sector players are constantly evolving. As a debt partner, we have provided tailored structuring solutions to meet these specific needs. By taking balanced decisions, we've earned a premium on the market-first solutions we offer.

**13**

Diversified sectors

**50%**

Climate Positive financing

**31%**

Transportation



## Healthy Financial Position

Our financial and capital position remains robust, building on our consistent growth since inception. In FY 2023-24, our operating income grew to ₹ 335.69 Crores with a y-o-y growth of 34.6%. We maintained a healthy capital adequacy ratio of 20.6%, ensuring resilience against adverse times. Our strong parentage and quality of our portfolio enabled us to raise funds at competitive rates from diverse lenders. As of March 31, 2024, our total borrowings stood at ₹ 11,556.06 Crores, comprising term loans (82.0%), and NCDs (18.0%). Diversifying our funding profile remains a key focus for us going forward.

**₹ 335.69 Crores**

Operating income

**35% y-o-y ↑**

**AA+ (Positive)**

Credit Rating



## Strong Credit Evaluation Framework

Prudent internal credit risk management framework is one of our key strengths. We specialize in sectors with strong fundamental strengths, focusing on operational and under-construction projects with solid cash flow visibility, while actively researching and expanding into emerging sectors to enhance our capabilities.

**85%**

portfolio, rated A- or higher



## Highly Experienced Management Team

Our strength lies in our highly experienced team, boasting over 100 years of collective expertise in the infrastructure sector, providing strategic direction, deep insights and visionary oversight to our company.

**124 man years**

Collective experience of the management team





## Strategy

# Future-Focused Approach for Sustainable Development

Our business strategy is driven by client-centricity, innovative offerings and financial prudence complemented by agile market responsiveness, excellence in operations, and proactive risk management. We prioritize sustainable growth through leveraging our sector expertise and building thought leadership in infrastructure finance. Our commitment is to deliver best in class client service and product offerings in a dynamic market environment while upholding the highest standards of integrity and governance.

### Active Portfolio Management

Ensure robust growth and solid asset quality.

#### Approach

- Focus on portfolio churn and sell down
- Strengthened underwriting for better risk adjusted returns

#### Outcomes

Strong asset portfolio with zero DPD since inception

**41% y-o-y**  
PAT growth in FY 2023-24

### Expanding Sponsor Coverage

Bolster market share through deep sponsor coverage.

#### Approach

- Establish new relationships to enhance network and deepen market position

#### Outcomes

Contributed to overall growth and diversification

**35**  
New clients onboarded in FY 2023-24

### Focus on Climate Funding and Sustainability

Support global sustainability goals and optimize portfolio risk.

#### Approach

- Emphasize on climate funding projects with shorter under-construction life cycles.
- Alignment with broader strategic goals for sustainability.

#### Outcomes

Ensured long-term stability and growth

**~50%**  
of assets in Green Energy

### Diversification and Market Responsiveness

Deepen sector exposure and swiftly adapt to market dynamics.

#### Approach

- Respond to private sector capex commitments with tailored structuring solutions
- Maintain a balanced approach and provide market-first solutions

#### Outcomes

- Demonstrated thought leadership and innovation
- Exposure across 13 sectors, with a significant share in climate funding and roads

**50+**  
new project sanctions in FY 2023-24



### Customer Centricity

Prioritize customer centricity to foster mutually beneficial relationships and ensure client satisfaction.

#### Approach

- Team focus on agility to comprehend clients' needs and sector challenges.
- Provide tailored advice and valued propositions.
- Rapidly adapt to emerging business models and market opportunities.

#### Outcomes

- Achieved quick turnaround times, highlighting responsiveness and efficiency
- Enhanced client satisfaction and loyalty through personalized service

### Asset Liability Management

Crucial for mitigating risks and ensuring financial stability.

#### Approach

- Prudent ALM framework with strong multi-tiered supervisory mechanism

#### Outcomes

- Aligned with financial risk management objectives
- Maintained comfortable interest rate risk through regular Duration Gap analysis

### Liquidity Risk Management

To ensure financial robustness and the capacity to meet obligations on time.

#### Approach

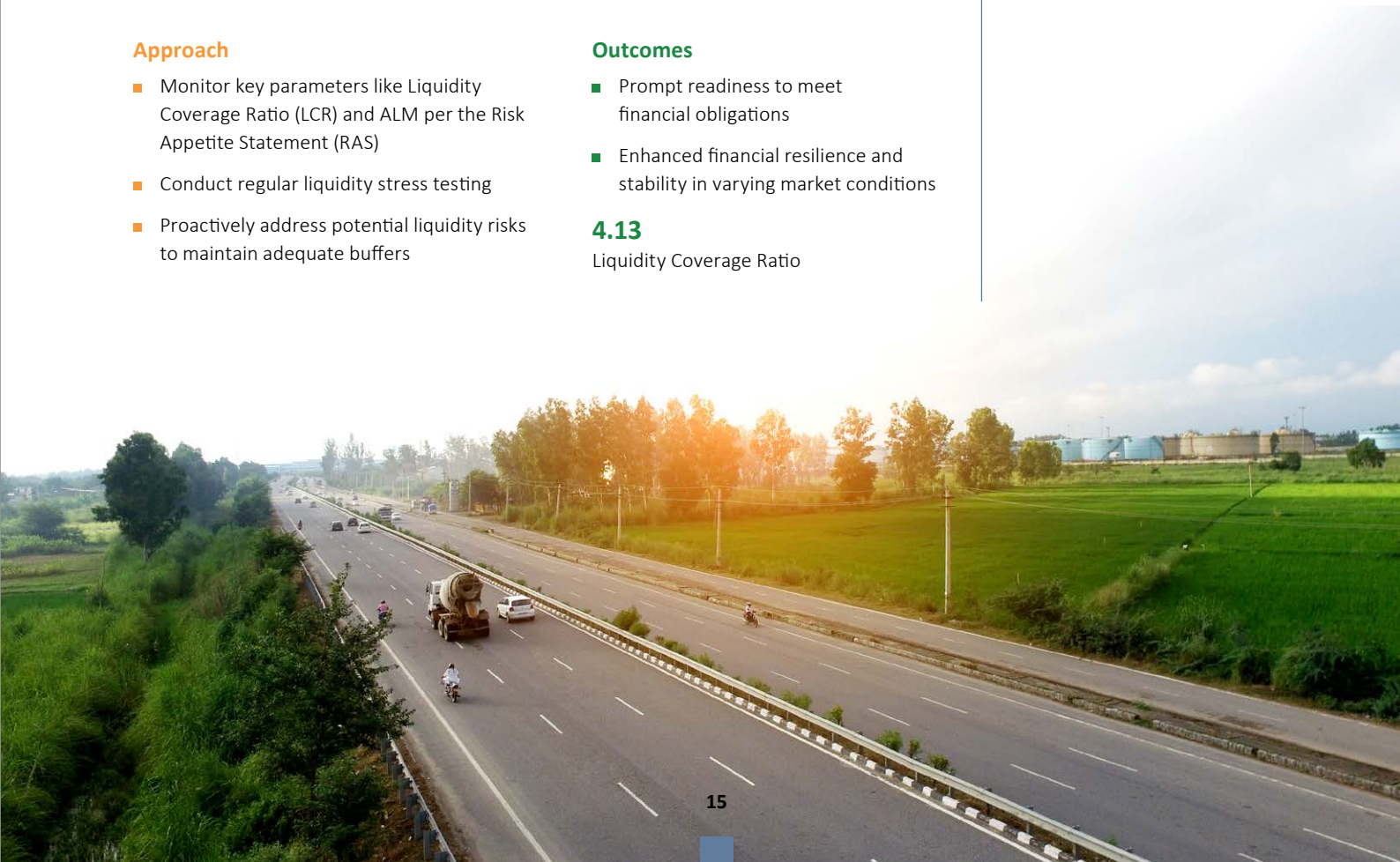
- Monitor key parameters like Liquidity Coverage Ratio (LCR) and ALM per the Risk Appetite Statement (RAS)
- Conduct regular liquidity stress testing
- Proactively address potential liquidity risks to maintain adequate buffers

#### Outcomes

- Prompt readiness to meet financial obligations
- Enhanced financial resilience and stability in varying market conditions

#### 4.13

Liquidity Coverage Ratio



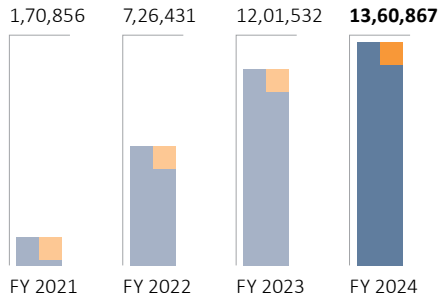
## Financial Performance

# Performance with Purpose

### Standalone Financial Performance

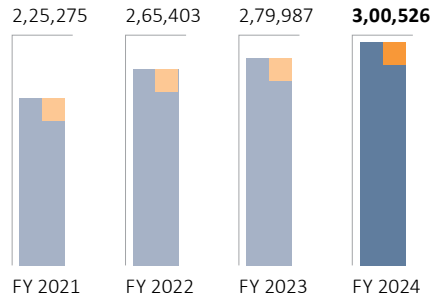
#### Assets Under Management

(Fund and Non-Fund Based Exposure) (₹ Lakhs)



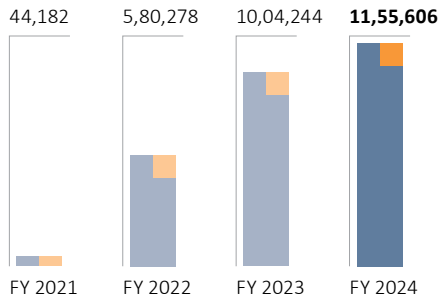
#### Net Worth

(₹ Lakhs)



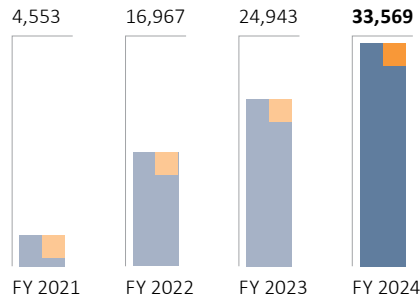
#### Borrowings

(₹ Lakhs)



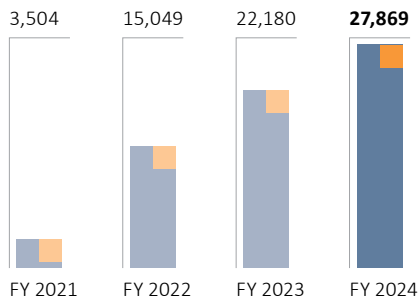
#### Net Operating Income

(₹ Lakhs)



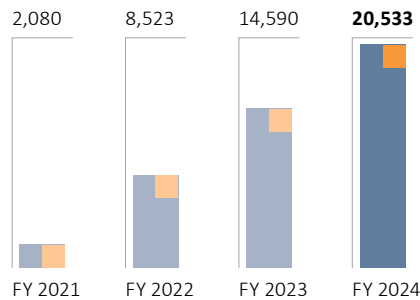
#### Pre-Provision Operating Profit (PPOP)

(₹ Lakhs)



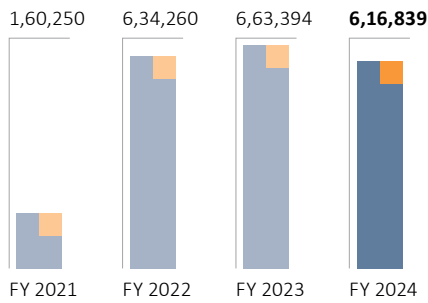
#### Net Profit

(₹ Lakhs)



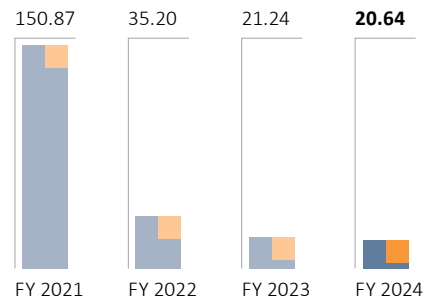
### Disbursements

(₹ Lakhs)



### Capital Adequacy Ratio

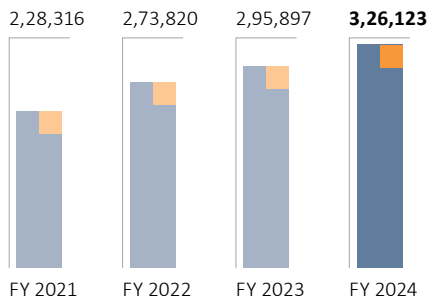
(%)



## Consolidated Financial Performance

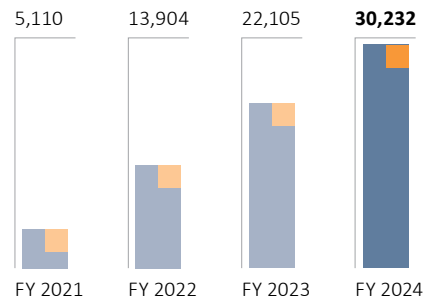
### Net Worth

(₹ Lakhs)



### Net Profit

(₹ Lakhs)



## Environmental, Social and Governance Framework

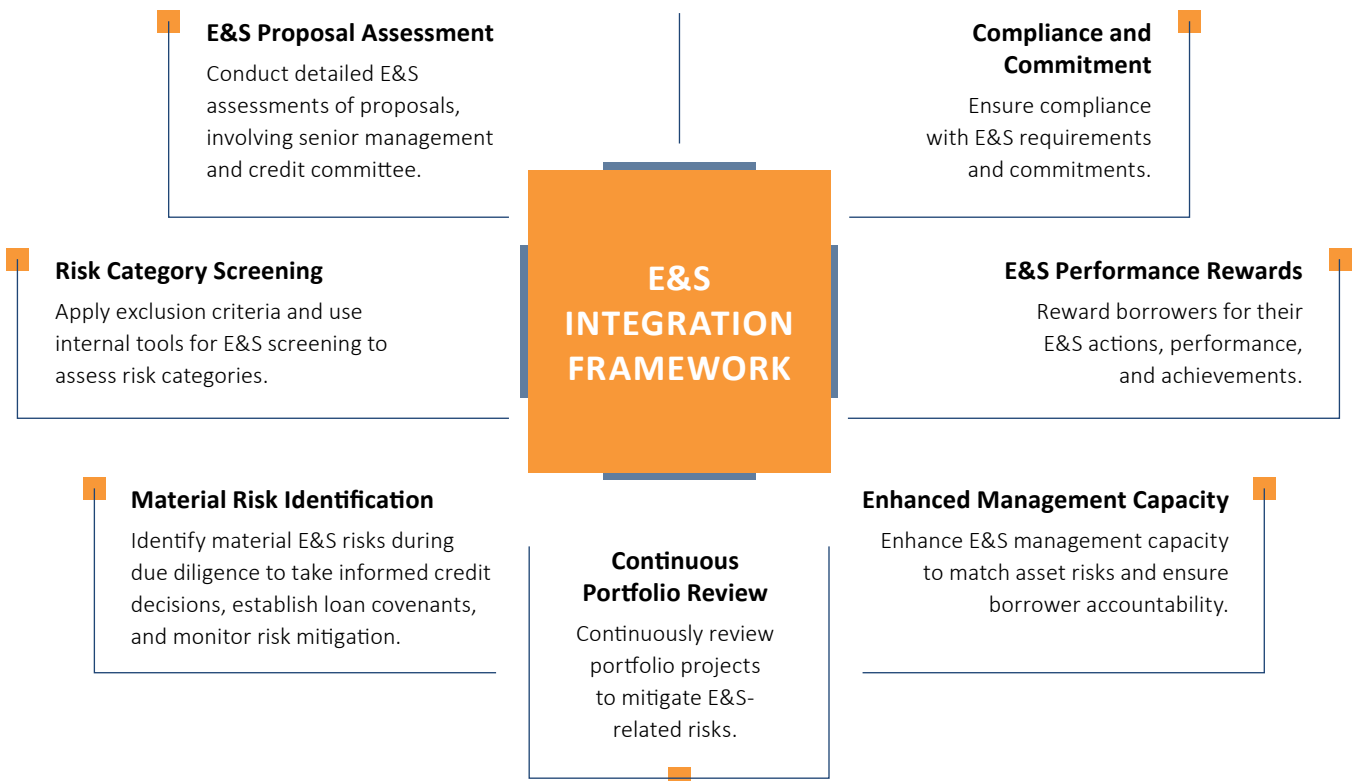
# Integrating Values into Business Practices

ESG forms the cornerstone of our commitment to doing responsible business aligned with national priorities and global standards. We actively pursue climate change mitigation through a diversified and climate positive portfolio that includes renewable power, efficient power transmission to underserved regions, and road infrastructure enhancing safety and efficiency. Each project undergoes rigorous ESG due diligence, addressing concerns transparently with stakeholders to implement effective mitigation strategies. We meticulously monitor the environmental and social impact of our assets, ensuring sustainability.

### Approach to Environmental and Social (E&S) Integration

We are a responsible financial institution committed to recognizing the inherent Environmental and Social (E&S) benefits and risks linked with infrastructure projects. Rigorous adoption to E&S screening criteria help us to identify and mitigate these risks, ensuring sound environmental and social safeguarding practices. We thoroughly assess

the environmental and social impacts, emphasizing the importance of avoiding, minimizing, and mitigating risks while making any decisions. Additionally, we actively monitor the E&S performance of our portfolio to uphold the commitments and drive positive ecological and socio-economic outcomes.



## E&S Impact Overview



### LOW CARBON TRANSITION AND IMPROVED AIR QUALITY

**4.68 GW** of renewable energy financing reducing **7 million tonnes** of GHG emissions

Reducing accidents, aided decongestion and improving air quality from **7,372 lane km** of highways financed

**936 ckms** of power transmission assets finance

Financing **175 electric buses** to improve urban air quality



### JOB CREATION AND ECONOMIC GROWTH

Financing infrastructure assets that create jobs and stimulate economic growth



### AFFORDABLE AND SAFER ACCESS TO INFRA SERVICES

Providing affordable, safer access through financing infrastructure for better physical and digital connectivity



### SUSTAINABLE VALUE CHAIN

Promoting sustainability and self-reliance across the infrastructure value chain



### DISASTER AND CLIMATE RESILIENCE

Financing resilient infrastructure to withstand natural disasters and climate change



### SUSTAINABLE RESOURCE MANAGEMENT

Enhancing sustainable use of natural resources and minimizing ecological footprint



### ENVIRONMENTAL REGENERATION

Reducing pollution and supporting regeneration of degraded natural areas and watersheds



### DIGITAL CONNECTIVITY

Financing telecom infrastructure to improve skills, quality of life, education, and economic wellbeing

## Corporate Social Responsibility

# Responsibility Towards Empowering Communities

Our CSR activities are integral to our commitment to social development, inclusive growth, and enhancing social acceptance. Through initiatives across road safety, education, healthcare, and community development, we aim to uplift underserved communities and promote sustainable practices. We strive to create a positive impact that resonates with our stakeholders and contributes to a more equitable society through fostering partnerships and empowering individuals.



### iRASTE: Our Road Safety Program

iRASTE (Intelligent Solutions for Road Safety through Technology and Engineering) Telangana is our flagship road safety program. It employs a four-pronged approach focusing on vehicle safety, mobility analysis, infrastructure safety, and training. Technology, including ADAS and driver monitoring systems, is integral to the project, enhancing safety in over 200 TSRTC buses.

#### Impact created

- Equipped TSRTC buses with systems that send risk alerts for collisions, abrupt lane changes, or speeding, helping drivers avoid accidents
- Empowered TSRTC to lead in road safety and mobility planning
- Implemented collision avoidance technology, driver monitoring solutions, and targeted driver training programs to reduce highway crashes

- Published dynamic Road Safety and Road Quality Indices of Indian highways for data-driven management
- Received global recognition by publishing case studies and technical papers in international forums and publications

### Women’s Health Initiative

We have launched a comprehensive women’s health program, focusing on the screening and treatment of cervical and breast cancer in coastal districts of Andhra Pradesh using AI-based instruments for early detection.

#### Impact created

- Screened women for cervical and breast cancer, detecting and treating ~2% of cases at referral hospitals
- Promoting early detection and timely treatment
- Improving health outcomes for women in our operating regions



## Renewable Energy-Based Value Chains

Sustainability being the prime focus for Aseem, we have established renewable energy based value chains for Non-Timber Forest Produce (NTFP) to empower tribal women in 25 villages in Kotda taluka, Udaipur district, Rajasthan.

### Impact created

- Improving the livelihoods of tribal women
- Enhancing economic stability in the region

## Support for Visually Impaired Students

We provide comprehensive support to 25 visually impaired students at DSMNRU Lucknow, enhancing their competitiveness in the sighted community.

### Impact created

- Providing assistive devices
- Offering training and skill development to the students

## Educational Hub for Underprivileged Children

Recognizing the importance of education in developing and individual's life and self-sustenance, we have established a new educational centre and developmental hub for underprivileged children in Mumbai suburb

# 25

Underprivileged children have been facilitated the holistic development and education support

## Youth Leadership Development

We implemented a Youth Leadership Development Program to nurture young social change-makers in Gadchiroli district, Maharashtra.

### Impact created

- 200 selected youth trained for leadership in social change through one 8-day workshop and two 5-day workshops
- Fellowship Support to 3 Select Alumni for working on social projects (3 Fellowships)





### Drinking Water Supply and Value Education

Our CSR intervention includes supplying uninterrupted drinking water and providing value education for school children in a remote tribal village in Jawhar taluka, district Palghar.

**15**

Lives benefitted

### Disaster Response and Preparedness

Maximizing our impact in social development, we have allocated funds to the State Disaster Management Authority of Maharashtra for disaster response and preparedness.

**₹ 15 Lakhs**

Invested for disaster management

### Partnership to Maximize Our Social Impact

At Aseem, all CSR initiatives are executed in collaboration with credible and passionate NGOs that have proven their ability to deliver positive societal impacts. These partners are carefully selected based on their competencies to engage effectively with the communities. We remain committed to fostering relationships with both existing and new CSR implementation partners, actively involving our employees in identifying and monitoring their performance. This approach ensures continuous learning and improvement, driven by our thorough review of outcomes achieved through these invaluable NGO partnerships.

**8**

NGO partnership forged till FY 2023-24

**5**

New partners onboarded

### Awareness to Health and Hygiene

We reached out to schoolgirls in Mumbai to raise awareness about menstrual hygiene and guide them towards adopting hygienic practices.

**2,500**

Adolescent school girls are encouraged to adopt of hygienic practices





## Meet the Board

# Stewardship



**Mr. V. Chandrasekaran**  
Independent Director

Mr. V. Chandrasekaran's three-decade career at Life Insurance Corporation of India focused on treasury functions, investment strategies, and project finance. His roles included Executive Director at LIC and CIO at LIC Nomura Mutual Fund. With directorships at CARE Ratings, Grasim Industries and TATA AMC, he brings extensive expertise in financial markets and investment management. He is a member of Institute of Chartered Accountants of India.



**Ms. Rosemary Sebastian**  
Independent Director

Ms. Rosemary Sebastian, a former Executive Director of the Reserve Bank of India, has 39 years of central banking experience. She oversaw financial supervision and served on important RBI committees. Her expertise spans regulation, financial inclusion, and public debt management. A postgraduate from Osmania University and law graduate from Mumbai University, she brings deep regulatory insights to the board.



**Mr. Prashant Kumar Ghose**  
Independent Director

Mr. Prashant Kumar Ghose, with nearly five decades of finance and industry experience, was Executive Director & CFO at Tata Chemicals. Recognized multiple times as CFO of the Year, he brings extensive board experience across global companies. A member of the Institute of Cost & Works Accountants and the Institute of Company Secretaries, India, he enhances board governance with his strategic financial acumen and brings deep regulatory insights to the board.



**Mr. Saurabh Jain**  
Non-Executive, Nominee Director

Mr. Saurabh Jain, COO of NIIFL, has two decades of experience in Private Equity, Healthcare, and Consumer Durables. His tenure at Actis and Max India Ltd. underscore his expertise in financial operations, strategy, and cost management. A Chartered Accountant with an MBA from Indian School of Business, he contributes significantly to financial stewardship and strategic planning.



**Mr. Padmanabh Sinha**  
Non - Executive, Nominee Director

Mr. Padmanabh Sinha is a seasoned investor with over 28 years of experience, specializing in private equity since 2002. He has a diverse investment background covering industrial, technology, consumer, business services, infrastructure, and financial sectors. He holds a Computer Science degree from BITS, Pilani, an MBA from IIM Calcutta, and completed an Executive Development Course in Late-Stage Private Equity at Harvard Business School.



**Mr. Nilesh Shrivastava**  
Non - Executive, Nominee Director

Nilesh Shrivastava has over 24 years in financial services, focusing on infrastructure financing in India and South Asia. With 14 years at the International Finance Corporation (IFC), he led investments in India, Sri Lanka, and Bangladesh, managing a financial sector portfolio exceeding US\$ 4 billion. He holds an engineering degree from Lucknow University and an MBA from IIM Kolkata.

# Corporate Information

## BOARD OF DIRECTORS

**Mr. Surya Prakash Rao Pendyala**  
Chairperson, Non-executive,  
Nominee Director  
(upto November 30, 2023)

**Mr. Venkatadri Chandrasekaran**  
Independent Director

**Ms. Rosemary Sebastian**  
Independent Director

**Mr. Prashant Kumar Ghose**  
Independent Director

**Mr. Rajiv Dhar**  
Non-executive, Nominee Director  
(upto March 31, 2024)

**Mr. Saurabh Jain**  
Non-executive, Nominee Director

**Mr. Padmanabh Sinha**  
Non-executive, Nominee Director  
(w.e.f. February 02, 2024)

**Mr. Nilesh Shrivastava**  
Non-executive, Nominee Director  
(w.e.f. February 02, 2024)

## MANAGEMENT TEAM

**Mr. Virender Pankaj**  
Chief Executive Officer

**Mr. Nilesh Sampat**  
Chief Financial Officer

**Mr. Bhawin Shah**  
Chief Risk Officer

**Mr. Nisheeth Khare**  
Chief Business Officer

**Mr. Shishir Kumar**  
Chief Compliance Officer

## KEY MANAGERIAL PERSONNEL

**Mr. Virender Pankaj**  
Chief Executive Officer

**Mr. Nilesh Sampat**  
Chief Financial Officer

**Mr. Naveen Manghani**  
Company Secretary  
(w.e.f. August 22, 2024)

**Ms. Karishma Jhaveri**  
Company Secretary  
(upto August 09, 2024)

## STATUTORY AUDITORS

**B.K. Khare & Co., Chartered Accountants**

## SECRETARIAL AUDITORS

**Mehta & Mehta,**  
Practicing Company Secretaries

## EXPERT INTERNAL AUDIT CONSULTANT

**Deloitte Touche Tohmatsu India LLP**

## STATUTORY COMMITTEES OF THE BOARD

### AUDIT COMMITTEE:

Mr. Prashant Kumar Ghose  
Mr. Venkatadri Chandrasekaran  
Ms. Rosemary Sebastian  
Mr. Saurabh Jain

### NOMINATION &

### REMUNERATION COMMITTEE:

Mr. Venkatadri Chandrasekaran  
Ms. Rosemary Sebastian  
Mr. Padmanabh Sinha

### CORPORATE SOCIAL

### RESPONSIBILITY COMMITTEE:

Ms. Rosemary Sebastian  
Mr. Venkatadri Chandrasekaran  
Mr. Nilesh Shrivastava

### RISK MANAGEMENT COMMITTEE:

Mr. Venkatadri Chandrasekaran  
Mr. Prashant Kumar Ghose  
Mr. Saurabh Jain  
Mr. Virender Pankaj  
Mr. Bhawin Shah

### STAKEHOLDERS RELATIONSHIP COMMITTEE:

Mr. Prashant Kumar Ghose  
Mr. Venkatadri Chandrasekaran  
Mr. Saurabh Jain  
Mr. Nilesh Shrivastava

### IT STRATEGY COMMITTEE:

Ms. Rosemary Sebastian  
Mr. Prashant Kumar Ghose  
Mr. Saurabh Jain  
Mr. Virender Pankaj  
Mr. Nilesh Sampat  
Mr. Bhawin Shah  
Mr. Manish Gupta

### ASSET-LIABILITY

### MANAGEMENT COMMITTEE:

Mr. Virender Pankaj  
Mr. Nilesh Shrivastava  
Mr. Nilesh Sampat  
Mr. Bhawin Shah  
Mr. Nisheeth Khare

## REGISTRAR & SHARE TRANSFER AGENT

### KFin Technologies Limited

Selenium Tower B, Plot 31-32, Gachibowli, Financial District, Nanakramguda, Hyderabad – 500 032  
Tel: + 91 40 6716 1602  
Website: [www.kfintech.com](http://www.kfintech.com)  
Email: [unlservices@kfintech.com](mailto:unlservices@kfintech.com)

## SECURITY TRUSTEES

### SBICAP Trustee Company Limited

04<sup>th</sup> Floor, Mistry Bhavan, 122 Dinshaw Vachha Road, Churchgate, Mumbai - 400 020  
Tel: + 91 22 4302 5555  
Website: [www.sbicaptrustee.com](http://www.sbicaptrustee.com)  
Email: [corporate@sbicaptrustee.com](mailto:corporate@sbicaptrustee.com)

## DEBENTURE TRUSTEES

### Catalyst Trusteeship Limited,

Windsor, 6<sup>th</sup> Floor, Office No. 604, C. S. T. Road, Kalina, Santacruz (East), Mumbai - 400 098  
Tel: +91 22 4922 0555  
Website: [www.catalysttrustee.com](http://www.catalysttrustee.com)  
Email: [dt.mumbai@ctltrustee.com](mailto:dt.mumbai@ctltrustee.com)

## CREDIT RATING AGENCY

### ICRA Ratings Limited

4<sup>th</sup> Floor, Electric Mansion, Prabhadevi, Mumbai - 400 025  
Tel: +91 22 61693300  
Website: [www.icra.in](http://www.icra.in)  
Email: [info@icraindia.com](mailto:info@icraindia.com)

### India Ratings & Research Private Limited

Wockhardt Tower, West Wing, Level 4, Bandra Kurla Complex, Mumbai - 400 051  
Tel: +91 22 4035 6123  
Website: [www.indiaratings.co.in](http://www.indiaratings.co.in)  
Email: [anuradha.basumatari@indiaratings.co.in](mailto:anuradha.basumatari@indiaratings.co.in)

### Care Ratings Limited

4<sup>th</sup> Floor, Godrej Coliseum, Somaiya Hospital Rd, off Eastern Express Highway, Sion East, Mumbai - 400 022, Maharashtra

### CRISIL Ratings Limited

CRISIL House, Central Avenue, Hiranandani Business Park, Powai, Mumbai - 400 076, Maharashtra

## REGISTERED & CORPORATE OFFICE

CIN: U65990MH2019PLC325794

**Registered Office Address:** 4<sup>th</sup> Floor, UTI Tower, GN Block, South Block, Bandra Kurla Complex, Bandra (E), Mumbai 400 051

**Corporate Office Address:** 907, 9<sup>th</sup> Floor, Godrej BKC, Avenue 3, G Block, Bandra Kurla Complex, Bandra East, Mumbai - 400 051

Tel: +91- 022 69631000

Website: [www.aseeminfra.in](http://www.aseeminfra.in)

Email: [info@aseeminfra.in](mailto:info@aseeminfra.in)

# Directors' Report

To,

The Members,

**Aseem Infrastructure Finance Limited**

The Board has pleasure in presenting the 5<sup>th</sup> Annual Report on the business and operations of your Company ("Aseem Infrastructure Finance Limited" or "AIFL" or "the Company") along with the Audited Financial Statements of the Company for the financial year ("FY") ended on March 31, 2024. These financial statements have been prepared in accordance with Indian Accounting Standards (Ind-AS) as required under the Companies Act, 2013 ("the Act"). This report states compliance as per the requirements of the Act, the Securities and Exchange Board of India (Listing Obligations and Disclosure Requirements) Regulations, 2015 ("Listing Regulations") read with Master Direction - Reserve Bank of India (Non-Banking Financial Company - Scale Based Regulation) Directions, 2023 ("RBI Scale Based Regulations") and other rules and regulations as applicable to the Company. A copy of this report is also available on the Company's website ([www.aseeminfra.in](http://www.aseeminfra.in)).

## 1. FINANCIAL STATEMENTS & RESULTS

### a. Background of the Company:

The Company was incorporated on May 23, 2019, vide Certificate of Incorporation issued by the Ministry of Corporate Affairs under the Corporate Identity Number (CIN) U65990MH2019PLC325794. AIFL is a Non-Deposit taking Non-Banking Financial Company – Infrastructure Finance Company and it has been classified under Middle Layer NBFC ("NBFC ML"), as per the RBI Scale Based Regulations.

National Investment and Infrastructure Fund II ("NIIF Fund II"), together with its nominees, holds majority stake in the Company. NIIF Fund II has been set up as a trust under the Indian Trusts Act, 1882 by the Secretary, Department of Economic Affairs, Ministry of Finance, Government of India, on behalf of the Government of India ("GoI") by way of the Indenture of Trust. NIIF Fund II is a Securities and Exchange Board of India ("SEBI") registered Category II – Alternative Investment Fund ("AIF"). The National Investment and Infrastructure Fund Limited ("NIIFL"), is the investment manager of NIIF Fund II. GoI is the largest shareholder in NIIFL, holding 49% (Forty Nine Percent) of the equity share capital of NIIFL. GoI is the sponsor and the majority investor in NIIF Fund II as on March 31, 2024.

### b. Financial Results:

The Company's performance during the financial year ended March 31, 2024 is summarized below:

#### Standalone Financial Performance

(Amount Rupees in lacs)

Particulars	For the year ended March 31, 2024	For the year ended March 31, 2023
Total Income	1,19,570.15	78,911.95
Total Expenditure	92,827.88	60,070.59
Profit before tax	<b>26,742.27</b>	<b>18,841.36</b>
Tax Expenses	6,209.22	4,251.08
Profit for the year	<b>20,533.05</b>	<b>14,590.28</b>
Other comprehensive income	<b>6.45</b>	<b>(6.15)</b>
Total comprehensive income for the year	<b>20,539.50</b>	<b>14,584.13</b>
Earnings per share (Face value INR 10)		
Basic and Diluted	0.86	0.61

## Consolidated Financial Performance

(Amount Rupees in lacs)

Particulars	For the year ended March 31, 2024	For the year ended March 31, 2023
Total Income	1,19,570.15	78,911.95
Total Expenditure	92,827.88	60,070.59
Profit before tax and exceptional items	<b>26,742.27</b>	<b>18,841.36</b>
Share of net profit of associate	12,961.10	10,041.56
Tax Expenses	9,471.27	6,778.34
Net Profit for the Year	<b>30,232.10</b>	<b>22,104.58</b>
Other Comprehensive Income	(5.62)	(28.11)
Total Comprehensive Income for the year	<b>30,226.48</b>	<b>22,076.47</b>
Earnings per share (Face value INR 10)		
Basic and Diluted	1.27	0.93

### c. Loans and Advances Portfolio:

All loans and advances outstanding are standard assets. There have been no NPAs in your Company's asset portfolio. The Assets under Management (AUM) as on March 31, 2024, stood at INR 13,609 crores on a standalone basis as compared to INR 12,015 crores as on March 31, 2023.

### d. Capital Adequacy:

The Company's capital adequacy ratio on a standalone basis is 20.64% as on March 31, 2024, which is significantly above the threshold limit of 15% as prescribed by the RBI.

### e. Debt Equity Ratio:

The Company's debt: equity ratio as on March 31, 2024, stands at 3.85 times on a standalone basis.

### f. Transfer to reserves:

During the year under review INR 4,106.61 lacs have been transferred to Statutory Reserve under Section 45-IC of RBI Act, 1934 and INR 2,590.64 lacs was transferred to Special Reserve u/s 36(1)(viii) of Income Tax Act, 1961. These details are more specifically mentioned in note 19 of the Standalone Financial Statements.

## 2. DIVIDEND

Considering the business plan of the Company, and with a view to conserve resources for utilization in the growth of the business for the future, the Board of Directors do not

recommend any dividend on the Equity shares for the financial year ended March 31, 2024.

No material changes and commitments have occurred from the closure of the financial year till the date of this Report, which would materially affect the financial position of the Company.

## 3. RESOURCE MOBILISATION

During the financial year under review, the Company raised approximately INR 3,220 crores from banks, mutual funds, financial institutions, corporate treasuries, provident funds, insurance companies primarily through Term Loans and Non-Convertible Debentures (NCDs). As on March 31, 2024, the total outstanding amount of borrowings was ~INR 11,556 crores.

The Company had issued Secured, rated, listed, redeemable Non-Convertible Debentures of INR 150 crores on a private placement basis during FY 2023-24.

The privately placed debentures issued during the year are in compliance with the Company's ALM Policy governing its resource planning.

These Non-Convertible Debentures continue to be listed on the Wholesale Debt Market (WDM) segment of National Stock Exchange of India Limited.

#### 4. CREDIT RATING

The Company adopts a sound financial management framework and continues to service its financial obligations in a timely manner.

During the year under review, CARE Ratings Ltd. revised its credit rating outlook in respect of the borrowings of the Company from “Stable” to “Positive (CARE AA+; Positive)”, thereby affirming its trust in Aseem’s vision. Below is the list of credit rating of the borrowings of the Company:-

Nature of Securities/ Instruments	Nature	Rating Agency	Rating
Non-Convertible Debentures	Long Term Instrument	CARE Ratings Ltd.	AA+ (Positive)
Non-Convertible Debentures	Long Term Instrument	CRISIL Ratings/ICRA Ltd. / India Rating and Research Pvt Ltd.	AA+(Stable)
Bank Lines	Long Term Instrument	ICRA Ltd.	AA+(Stable)
Bank Lines	Short Term Instrument	ICRA Ltd.	A1+
Benchmark Linked Non-Convertible Debentures	Long Term Instrument	ICRA Ltd.	PP-MLD AA+(Stable)
Commercial Paper	Short Term Instruments	CRISIL Ratings Ltd. / CARE Ratings Ltd.	A1+

#### 5. STATE OF AFFAIRS OF THE COMPANY

The Management Discussion and Analysis Report forming part of this Report sets out in detail the operating and financial performance of the Company. The same is attached as **Annexure A** to this report.

During the year under review, the Company continued to engage in lending to the infrastructure sectors of the country and there has been no change in the nature of business of the Company.

#### 6. SHARE CAPITAL

##### (i) Authorized Share Capital

The Authorized Share Capital of the Company is INR 54,00,00,00,009/- (Rupees Five Thousand Four Hundred Crores and Nine only) divided into 4,50,00,00,000 (Four Hundred Fifty Crores) Equity Shares of face value of INR 10/- (Rupees Ten Only) each and 81,81,81,819 (Eighty-One Crores Eighty-One Lakh Eighty-One Thousand Eight Hundred and Nineteen) Preference shares of face value of INR 11/- (Rupees Eleven Only) each.

##### (ii) Issued, Subscribed and Paid-up Capital

The Issued, Subscribed and Paid-up Capital is INR 23,80,58,62,560/- (Rupees Two Thousand Three Hundred and Eighty Crores Fifty - Eight Lakh Sixty-Two Thousand Five Hundred and Sixty) divided into 2,38,05,86,256 (Two Hundred and Thirty-Eight Crores Five Lakh Eighty-Six Thousand Two Hundred and Fifty-Six) Equity Shares of face value of INR 10/- (Rupees Ten Only) each.

#### 7. DEPOSITORY

As on March 31, 2024, 100% of the Company’s Equity Shares and Non-Convertible Debentures (NCDs) were held in dematerialized mode.

#### 8. HIGH VALUE DEBT LISTED ENTITY

The SEBI (Listing Obligations and Disclosure Requirements) Regulations, 2015, has made regulation 15 to 27 of the SEBI (LODR) Regulations 2015, applicable to high value debt listed entity.

High value debt listed entity means an entity which has listed its non-convertible debt securities and has an outstanding value of listed non-convertible debt securities of Rupees Five Hundred Crores or above. These provisions shall be applicable to high value debt listed entity on a ‘comply or explain’ basis until March 31, 2025, and on a mandatory basis thereafter.

Your Company has listed its non-convertible debentures and is considered as a high value debt listed entity, as the outstanding value of listed non-convertible debentures was in excess of Rupees Five Hundred Crores.

#### 9. DIRECTORS AND KEY MANAGERIAL PERSONNEL (“KMP”)

##### (i) Change in Directors

Mr. Surya Prakash Rao Pendyala (DIN:02888802) resigned as the Chairman & Non-Executive, Nominee Director (Nominee of NIIF Fund II) of the Company with effect from close of business hours of November 30, 2023, consequent to his retirement from NIIF Ltd. Further Mr. Rajiv Dhar (DIN: 00073997) has resigned from the position of Non-Executive, Nominee Director (Nominee of NIIF Fund II) from the Board of the Company with effect from the close of business hours of March 31, 2024, due to his other pre-occupations.

Subsequently, upon receipt of approval from the Reserve Bank of India, Mr. Padmanabh Sinha (DIN: 00101379) and Mr. Nilesh Shrivastava (DIN: 09632942) were appointed as Additional Non-executive, Nominee Directors on the Board with effect from February 02, 2024, and the Shareholders at their Extraordinary General Meeting held on March 27, 2024 appointed

the said Directors as the Non-executive, Nominee Directors on the Board of the Company.

#### (ii) Directors Retiring by Rotation

In accordance with the relevant provisions of the Companies Act, 2013 and the Articles of Association of the Company, Mr. Saurabh Jain (DIN: 02052518), Non-Executive, Nominee Director of the Company, is liable to retire by rotation at the ensuing Annual General Meeting (“AGM”) and, being eligible, offers himself for re-appointment. Your Directors recommend his re-appointment. A brief profile of Mr. Saurabh Jain has been given in the Notice to the AGM.

#### (iii) Disclosures from Independent Directors

Based on the declarations and confirmations received in terms of the applicable provisions of the Act read with the SEBI Listing Regulations, and circulars, notifications and directions issued by the RBI and other applicable laws, none of the Directors of the Company are disqualified from being appointed as Directors of the Company.

The Company has received necessary declarations from all the Independent Directors under Section 149(7) of the Act,

#### (v) Board of Directors as on March 31, 2024:

Name of the Director	DIN	Type of Directorship
Mr. Venkatadri Chandrasekaran	03126243	Independent Director
Ms. Rosemary Sebastian	07938489	Independent Director
Mr. Prashant Kumar Ghose	00034945	Independent Director
Mr. Rajiv Dhar*	00073997	Non-Executive, Nominee Director
Mr. Saurabh Jain	02052518	Non-Executive, Nominee Director
Mr. Padmanabh Sinha	00101379	Non-Executive, Nominee Director
Mr. Nilesh Shrivastava	09632942	Non-Executive, Nominee Director

\* Mr. Dhar resigned with effect from closing of business hours of March 31, 2024.

#### (vi) Key Managerial Personnel of the Company:

Mr. Virender Pankaj, Chief Executive Officer, Mr. Nilesh Sampat, Chief Financial Officer and Ms. Karishma Pranav Jhaveri, Company Secretary are the Key Managerial Personnel of the Company as on March 31, 2024.

### 10. ANNUAL BOARD EVALUATION

Pursuant to the provisions of the Companies Act, 2013, the Listing Regulations as amended from time to time, the Nomination and Remuneration Committee formulated the framework for effective evaluation on various parameters of the performance of the Board, its Committees and the Directors and based thereupon, the Board of Directors had evaluated the same.

Performance evaluation of the Board and of its Committees was facilitated through digital mode making it convenient for the Directors to seamlessly carry out the evaluation process.

confirming that they meet the criteria of independence laid down in Section 149(6) of the Act and Regulations 16(1)(b) of the SEBI Listing Regulations as amended from time to time.

In opinion of the Board, the Independent Directors are persons of high repute, integrity and possess the relevant expertise and experience in their respective fields and fulfill the conditions specified in these regulations and are independent of the Management.

#### (iv) Familiarisation Programme

Pursuant to the provisions of Schedule IV to the Companies Act, 2013 read with the provisions of Regulation 25(7) of the Listing Regulations, the Company during the year under review has conducted Familiarization Programme for its Independent Directors to familiarize them with the Company, their roles, rights, responsibilities in the Company, nature of the industry in which the Company operates and its business model. The Company, being a High Value Debt Listed Entity, has complied with the said regulations pertaining to the Familiarization Programme.

The Board expressed its satisfaction with the performance which reflected the overall engagement of the Directors, the Board and its Committees with the Company.

### 11. REPORT ON PERFORMANCE OF ASSOCIATE OF THE COMPANY

In view of the provisions of Section 2(6) of the Act, NIIF Infrastructure Finance Limited (‘NIIF IFL’) is an associate company of your Company by virtue of the Company’s equity shareholding of 30.8% stake in NIIF IFL as on March 31, 2024. No other Company has become or ceased as a subsidiary, associate, or joint venture of your Company during the year under review.

### 12. CONSOLIDATED FINANCIAL STATEMENTS

In view of Section 129 of the Act read with rules framed thereunder, Consolidated Audited Financial Statements of the Company comprising of the Company’s standalone financial

statements and its associate Company shall be presented before the Members in the ensuing Annual General Meeting of the Company along with the Standalone Audited Financial Statements of the Company for the financial year ended March 31, 2024. The salient features of the financial statements of the associate of the Company in the prescribed Form AOC-1 are mentioned in **Annexure I**.

### 13. PUBLIC DEPOSITS

The Company being a “Non-Deposit taking Non-Banking Financial Company”, provisions of Section 73 and Section 74 of the Act read with Rule 8(5)(v) & (vi) of the Companies (Accounts) Rules, 2014, are not applicable to the Company.

During the year under review, the Company has not accepted any deposits including from the public and shall not accept any deposits from the public without obtaining prior approval from the Reserve Bank of India.

### 14. PARTICULARS OF CONTRACTS OR ARRANGEMENT WITH RELATED PARTIES

All the transactions/contracts/arrangements of the nature as specified in Section 188(1) of the Act read with the Companies (Meetings of Board and its Powers) Rules, 2014 entered by the Company during the year under review with related party(ies) were in ordinary course of business, on arm’s length basis and were in compliance with the applicable provisions of the Act and Listing Regulations.

Further there were no material significant related party transactions entered into by the Company with Promoters, Directors, KMPs or other designated persons which may have a potential conflict with the interest of the Company at large. Hence, no particulars in form AOC-2 are furnished. However, disclosures on Related Party Transactions (“RPT”) as per IND-AS is set out in Note 29 of the Standalone Audited Financial Statements.

The Company has in place a Related Party Transactions Policy as required under the applicable laws. Details of the RPT policy is available on the website of the Company at [www.aseeminfra.in/governance.html](http://www.aseeminfra.in/governance.html).

### 15. PARTICULARS OF LOANS, GUARANTEES, INVESTMENTS AND SECURITIES

The Company by virtue of being a Non-Banking Financial Company registered under Chapter III-B of the Reserve Bank of India Act, 1934 is exempt from the provisions of Section 186 of the Companies Act, 2013.

During the year under review, the Company continued to hold 30.8% of the equity share capital of NIIF IFL, its associate company. The details of investments made by the Company are provided in Note 6 of the standalone audited financial statements of the Company for the financial year ended March 31, 2024.

### 16. POLICY FOR FIT AND PROPER SELECTION OF DIRECTORS

In terms of Section 178 of the Act read with RBI Scale Based Regulations, the Board has adopted the Policy on Fit and Proper Criteria for Directors for their appointment in the Company.

### 17. REMUNERATION POLICY FOR DIRECTORS, KEY MANAGERIAL PERSONNEL, SENIOR MANAGEMENT PERSONNEL AND OTHER EMPLOYEES

#### (I) Independent Directors

Independent Directors are paid sitting fees for attending the meetings of the Board and its Committees. The Independent Directors have not been granted any stock options by the Company.

#### (II) Particulars of remuneration to Employees

In accordance with the provisions of Section 197(12) of the Act and Rule 5(2) of Companies (Appointment and Remuneration of Managerial Personnel) Rules, 2014, the names and other particulars of every employee covered under the said rule are available at the registered office of the Company during working hours for a period of 21 days before the Annual General Meeting and will be made available to any shareholder on request in writing before and after the proposed Annual General Meeting. Based on the recommendation of the Nomination & Remuneration Committee, in pursuance to Section 178 of the Act read with the RBI Scale Based Regulations, the Board of Directors has adopted a Remuneration Policy inter alia setting out the criteria for deciding remuneration of Directors, Key Managerial Personnel, Senior Management Personnel and other employees of the Company. Details of the Remuneration Policy are available on the website of the Company at [www.aseeminfra.in/governance.html](http://www.aseeminfra.in/governance.html).

The Board of Directors affirms that the remuneration paid to the employees of the Company is as per the Policy for selection and appointment of directors & officials in the senior management, their remuneration and remuneration of other employees and is in accordance with the requirements of the Act, SEBI (Listing Obligations and Disclosure Requirements) Regulations, 2015 and RBI guidelines.

### 18. VIGIL MECHANISM / WHISTLE-BLOWER POLICY

As per the provisions of Section 177(9) of the Act and Regulation 22 of the SEBI Listing Regulations, the Company is required to establish an effective Vigil Mechanism for Directors and employees to report genuine concerns. The Company has established a Vigil Mechanism / Whistle Blower Policy that provides a formal mechanism for all employees to make disclosure about suspected fraud or unethical behaviour directly to the Chairman of the Audit Committee in appropriate or exceptional cases. We affirm that no employee

was denied access to the Chairman of the Audit Committee. Details of the Whistle-Blower policy are available on the website of the Company at [www.aseeminfra.in/governance.html](http://www.aseeminfra.in/governance.html). During the year under review, no complaints were received by the Company.

## 19. RISK MANAGEMENT POLICY

The Company is classified as a Middle Layer - Non-Deposit Taking Non-Banking Financial Company and is in compliance with all applicable laws and regulations. Pursuant to these provisions, a Board approved Risk Management Policy and Framework has been in place to identify, assess and mitigate the risks associated with certain events, situations or circumstances which may lead to negative consequences on the Company's businesses. It defines a structured approach to mitigate risks arising from events or situations which are uncertain and to make use of these in their decision-making pertaining to all business divisions and corporate functions. Accordingly, the Company has in place a Risk Policy in this regard. The Risk Management Committee of the Board has the responsibility relating to monitoring and reviewing risks. Key business risks and their mitigation are considered in the annual/ strategic business plans and in periodic management reviews.

## 20. CORPORATE SOCIAL RESPONSIBILITY

The Company's Corporate Social Responsibility (CSR) vision is "To build a better and sustainable future for India by leveraging our competencies and engaging our stakeholders and partners". The Company endeavors to achieve this vision by supporting social development and environmental programs that are strategically linked to its business and create long-term and sustainable impact within the causes enlisted in Schedule VII of the Act, with a special focus on health and road safety using comprehensive AI based technology and tools. The road sector also accounts for a significant part of AIFL's asset book and it should be possible to synergize CSR efforts with road developers and other lenders for a greater impact, in years to come.

For FY 2023-24, the Company was regulatorily required to spend INR 215.33 lacs and it has spent INR 215.54 lacs amongst various CSR implementing agencies viz. SRIJAN, Help The Blind Foundation, SEARCH-NIRMAN, Ramakrishna Mission, Junoon Foundation, SOSVA and Disaster Relief (Maharashtra SDMA). The details in respect of the same are listed under **Annexure II**.

Details of the CSR policy is available on the website of the Company at [www.aseeminfra.in/governance.html](http://www.aseeminfra.in/governance.html)

## 21. INTERNAL FINANCIAL CONTROLS

The Company has laid down a set of standards, processes and structures which enables implementation of Internal Financial Controls across the organization with reference to Financial Statements and to ensure that such controls are adequate and are operating effectively.

Assurance on the effectiveness of internal financial controls is obtained through management reviews, control self-assessments, continuous monitoring by functional experts as well as testing of the internal financial control systems by the internal auditors during their audit, so also by statutory auditors as part of the statutory audit engagement. During the financial year under review, no material or serious observation has been received from the Auditors of the Company, citing any inadequacy of such controls.

The internal control systems are regularly assessed and strengthened in terms of standard operating procedures.

## 22. INTERNAL AUDIT

The Company has put in place an adequate internal audit framework to monitor the efficacy of internal controls with the objective of providing to the Audit Committee and the Board of Directors, an independent and reasonable assurance on the adequacy and effectiveness of the organization's internal control and governance processes. The framework is commensurate with the nature of the business, size, scale and complexity of its operations.

The internal audit plan is developed based on the risk profile of business activities of the organization. The audit plan covers process audits, compliance with the policies, standard operating procedures and regulations and follows a risk-based approach. The internal audits are carried out by the Head of Internal Audit of your Company with the assistance of expert internal auditors who are independent of your Company. To provide for the independence of the internal audit function, the internal auditors report to the Head of Internal Audit who reports to the Audit Committee. The audit plan is approved by the Audit Committee, which regularly reviews the compliance to the plan.

Pursuant to Circular issued by the Reserve Bank of India pertaining to Risk Based Internal Audit dated February 03, 2021 and Risk Based Internal Audit ("RBIA") Policy of the Company (as amended from time to time) and pursuant to the recommendation of the Nomination & Remuneration Committee, Mr. Piyush Vira is appointed as the Head of Internal Audit of the Company for a term of 3 years commencing from the April 08, 2024.



### 23. DIRECTORS' RESPONSIBILITY STATEMENT

In terms of Section 134(5) of the Companies Act, 2013, ("Act") in relation to the audited financial statements of the Company for the financial year ended March 31, 2024, the Board of Directors hereby confirm that:

- a. in the preparation of the annual accounts, the applicable accounting standards had been followed and there were no material departures from the same;
- b. such accounting policies have been selected and applied consistently and the Directors have made judgments and estimates that are reasonable and prudent so as to give a true and fair view of the state of affairs of the Company as at March 31, 2024 and of the profit of the Company for the said period;
- c. proper and sufficient care was taken for the maintenance of adequate accounting records in accordance with the provisions of the Act for safeguarding the assets of the Company and for preventing and detecting fraud and other irregularities;
- d. the annual accounts of the Company have been prepared on a going concern basis;
- e. internal financial controls to be followed by the Company have been laid down and that such internal financial controls are adequate and were operating effectively.
- f. proper systems have been devised to ensure compliance with the provisions of all applicable laws and that such systems were adequate and operating effectively.

### 24. MATERIAL ADVERSE ORDERS, IF ANY

There are no significant and material orders passed by the RBI or the Ministry of Corporate Affairs or courts or Tribunals or other Regulatory/Statutory authorities which will have an impact on the going concern status of the Company and Company's operations in future.

### 25. MANAGEMENT DISCUSSION AND ANALYSIS REPORT

The Management Discussion and Analysis Report for the year under review, as stipulated under the Listing Regulations, is presented in a separate section, forming part of this Report. The same is attached as **Annexure A** to this report.

### 26. AUDITORS AND REPORTS

The matters related to Auditors and their Reports are as under:

#### a. Statutory Auditors and their report

The Auditors' Report issued by M/s. B. K. Khare & Co., Chartered Accountants is unmodified i.e., does not contain any qualification, reservation, adverse remark or disclaimer.

M/s. B. K. Khare & Co., Chartered Accountants, had been appointed as the Statutory Auditors of the Company for a period of 3 years i.e., from the conclusion of the Second Annual General Meeting until the conclusion of the Fifth Annual General Meeting of the Company.

The said Statutory Auditors have since completed their term of three years, pursuant to RBI guidelines on appointment of statutory auditors as applicable to NBFCs their term as the Statutory Auditors of the Company will cease at the ensuing Annual General Meeting.

Based on the recommendation of the Audit Committee, the Board considered and approved the appointment of M/s. KKC & Associates LLP, Chartered Accountants ("KKC") (Firm Registration Number: 105146W/W100621) as the Statutory Auditors of the Company for 3 years from the conclusion of the ensuing Fifth Annual General Meeting until the conclusion of the Eighth Annual General Meeting, subject to the approval of the shareholders.

#### b. Secretarial Auditors and their report

As required under provisions of Section 204 of the Companies Act, 2013 and pursuant to Regulation 24A of Listing Regulations, the reports in respect of the Secretarial Audit for FY 2023-24 carried out by M/s. Mehta & Mehta, Practicing Company Secretaries, in Form MR-3 forms part to this report.

The Secretarial Audit Report for the financial year ended March 31, 2024, does not contain any qualification, adverse remark or reservation except an inadvertent non-submission of prior intimation of Board Meeting to National Stock Exchange of India Limited, however, the Company has taken appropriate steps to ensure that the same is not repeated. The Secretarial Audit Report is marked as **Annexure III** to this Report.

Further the Board of Directors at their Meeting held on May 08, 2024, approved appointment of M/s. Rathi & Associates as the Secretarial Auditors of the Company for carrying out the Secretarial Audit for FY 2024-25.

#### c. Internal Auditors and their report

Pursuant to the requirements of Section 138 of the Act and rules made thereunder read with under the RBIA circular dtd. April 2021 issued by RBI, Mr. Piyush Vira is the Head - Internal Audit of the Company. M/s. Deloitte Touche Tohmatsu, Chartered Accountants was the expert co-sourced internal auditors' firm that provides services for assistance for internal audit.

The Internal Audit reports are reviewed quarterly by the Audit Committee.

Further the Board of Directors at their Meeting held on May 08, 2024, appointed M/s. Protiviti as the Co-Sourced Internal

Auditors of the Company for assisting HIA on the Internal Audit for FY 2024-25.

#### d. Cost Auditors and their report

The provisions of Cost Records and Cost Audit as prescribed under Section 148 of the Companies Act, 2013, are not applicable to the Company.

#### e. Reporting of frauds by auditors

During the period under review, there were no instances of fraud falling within the purview of Section 143(12) of the Companies Act, 2013 and rules made thereunder, by officers or employees reported by the Statutory Auditors, Secretarial Auditors and Internal Auditors of the Company during the course of the audit conducted.

## 27. PROTECTION OF WOMEN AT WORKPLACE

Your Directors state that, the Company has complied with the provisions relating to constitution of Internal Complaints Committee (“ICC”) as required under the Sexual Harassment of Women at Workplace (Prevention, Prohibition & Redressal) Act, 2013, (“Sexual Harassment Act”). The objective of the ICC is to prevent, prohibit and redress sexual harassment of women at workplace. The Board confirms that during the year under review, the Company did not receive any sexual harassment complaints.

## 28. CORPORATE GOVERNANCE

Being a professionally run enterprise with National Investment and Infrastructure Fund II (“NIIF Fund II”) being the Promoter and with effective Board oversight, sound Corporate Governance practices are fundamental to the Company’s quest of delivering long-term value to all its stakeholders. Corporate Governance is a continuous process at AIFL. It is about commitment to sound values and ethical business conduct. Systems, policies and frameworks are regularly upgraded to meet the challenges of rapid growth in a dynamic external business environment.

The Company believes that good and transparent Corporate Governance practices enable the Board and the Management to direct and control the affairs of the Company in an efficient manner, thereby helping the Company to achieve its goals and benefit the interests of all stakeholders. Further, the report on Corporate Governance has been furnished herewith and is marked as **Annexure IV**.

#### a. Board of Directors

The Board of Directors, along with its Committees provide leadership and guidance to the Company’s Management and directs, supervises and controls the activities of the Company.

The Company’s Board currently consists of 6 (six) Directors, comprising of 3 (three) Non-Executive Directors and 3 (three) Independent Directors.

Name of the Directors	Category
Mr. Venkatadri Chandrasekaran	Independent Director
Ms. Rosemary Sebastian	Independent Director
Mr. Prashant Kumar Ghose	Independent Director
Mr. Saurabh Jain	Non-Executive, Nominee Director
Mr. Padmanabh Sinha	Non-Executive, Nominee Director
Mr. Nilesh Shrivastava	Non-Executive, Nominee Director

The Board met 6 times during the year on May 05, 2023, July 03, 2023, August 04, 2023, November 08, 2023, November 29, 2023, and February 14, 2024. The Company adheres to the Secretarial Standards on the Board and Committee Meetings as prescribed by the Institute of Company Secretaries of India.

#### Attendance of Board Meeting

Name of the Director	No. of Meetings held	No. of Meetings attended
Mr. Surya Prakash Rao Pendyala*	5	5
Mr. Venkatadri Chandrasekaran	6	6
Ms. Rosemary Sebastian	6	6
Mr. Prashant Kumar Ghose	6	6
Mr. Rajiv Dhar**	6	3
Mr. Saurabh Jain	6	5
Mr. Padmanabh Sinha#	1	1
Mr. Nilesh Shrivastava#	1	1

\*Mr. Surya Prakash Rao Pendyala (DIN:02888802) resigned with effect from close of business hours of November 30, 2023.

\*\*Mr. Rajiv Dhar (DIN: 00073997) has resigned with effect from the close of business hours of March 31, 2024.

#Mr. Padmanabh Sinha (DIN: 00101379) and Mr. Nilesh Shrivastava (DIN: 09632942) have been appointed as Additional Non-executive, Nominee Directors on the Board with effect from February 02, 2024.

Further details on the Board Meetings are provided in the Corporate Governance Report, which forms part of this Annual Report.

#### b. Meeting of Independent Directors

The Independent Directors met on February 14, 2024, without the presence of the Chairman, Non-Executive Nominee Directors and the Senior Management team. The matters considered and discussed thereat, inter-alia, included those prescribed under Schedule IV to the Act.

#### c. Committee Meetings

In accordance with the applicable provisions of the Act, the circular(s), notification(s) and directions issued by the Reserve Bank of India, read with the SEBI Listing Regulations and the Company’s internal corporate governance requirements, the Board has constituted various Committees with specific terms

of reference to focus on specific issues and ensure expedient resolution on diverse matters.

These statutory Committees as mandated under the Companies Act, 2013, the SEBI Listing Regulations and RBI Directions:

- Audit Committee
- Nomination and Remuneration Committee
- Stakeholders Relationship Committee
- Corporate Social Responsibility Committee
- Risk Management Committee
- Asset and Liability Management Committee
- IT Strategy Committee
- Information Security Committee

#### Audit Committee

The details pertaining to the composition of the Audit Committee are included in the Corporate Governance Report, which forms part of this Annual Report.

#### Nomination and Remuneration Committee (“NRC”)

The details pertaining to the composition of the NRC are included in the Corporate Governance Report, which forms part of this Annual Report.

#### Corporate Social Responsibility Committee (“CSR Committee”)

The terms of reference of CSR Committee are as per the CSR Policy approved by the Board. The CSR Committee comprises of Ms. Rosemary Sebastian - Chairperson and Mr. V. Chandrasekaran and Mr. Nilesh Shrivastava as Members.

The Members of CSR Committee met twice during the financial year on August 02, 2023 and September 21, 2023.

#### Attendance at the CSR meetings:

Name of the Directors	No. of Meetings held	No. of Meetings attended
Ms. Rosemary Sebastian	2	2
Mr. Venkatadri Chandrasekaran	2	2
Mr. Surya Prakash Rao Pendyala*	2	2
Mr. Rajiv Dhar**	-	-
Mr. Nilesh Shrivastava#	-	-

\* Mr. Rao ceased to be a member with effect from November 30, 2023.

\*\*Mr. Dhar was appointed as member on November 30, 2023 and ceased to be a member with effect from the close of business hours of March 31, 2024.

# Mr. Nilesh Shrivastava was appointed as member with effect from April 01, 2024.

The Annual CSR report to be annexed to the Directors’ Report is marked as **Annexure II**.

#### Risk Management Committee

The details pertaining to the composition of the Risk Management Committee are included in the Corporate Governance Report, which forms part of this Annual Report.

#### Stakeholders Relationship Committee (“SRC”)

The details pertaining to the composition of the SRC are included in the Corporate Governance Report, which forms part of this Annual Report.

#### ANNUAL RETURN

The Annual Return in form MGT-7 for the Company is available on the Company’s website at [www.aseeminfra.in](http://www.aseeminfra.in)

## 29. RBI GUIDELINES

The Company has constituted various Committees in compliance with applicable regulations/directions issued by the RBI (as amended from time to time). These Committees primarily measure, monitor, report and control risks of the Company. The Company always aims to operate in compliance with the applicable laws including RBI regulations. The Company, to the best knowledge of its Management has complied with all applicable regulations and guidelines issued by the applicable authorities including the RBI. As required under the RBI Scale Based Regulations, the Management of the Company, in addition to this report, have prepared a Management Discussion Analysis report which forms part of this report.

## 30. OTHER DISCLOSURES

Other disclosures as per provisions of Section 134 of the Act read with Companies (Accounts) Rules, 2014, are furnished as under:

### a. Conservation of Energy, Technology Absorption and Foreign Exchange Earnings and Outgo

Considering the nature of operations of the Company, whereby the Company is not engaged in any manufacturing activity, the particulars regarding conservation of energy and technology absorption as required under the provisions of Section 134(3) (m) of the Companies Act, 2013 read with Rule 8 of the Companies (Accounts) Rules, 2014 are not applicable and have not been included.

The Company has incurred an expenditure of INR 11,59,846/- equivalent in foreign currency during the year under review. There were no foreign exchange earnings.

### b. Secretarial Standards

The Company complies with the applicable Secretarial Standards with respect to the Board Meetings and General Meetings.

### 31. GENERAL

Your Directors state that no disclosures or reporting is required in respect of the following items as there were no transactions on these items during the period under the review:

- a) Issue of equity shares with differential rights as to dividend, voting or otherwise and under Employees Stock Option Scheme as per provisions of Section 62(1) (b) of the Act read with Rule 12(9) of the Companies (Share Capital and Debenture) Rules, 2014.
- b) Issue of shares (including sweat equity shares) to employees of the Company under any scheme.
- c) Instances of non-exercising of voting rights in respect of shares purchased directly by employees under a scheme pursuant to Section 67(3) of the Companies Act, 2013.
- d) Receipt of any remuneration or commission from any of its holding or subsidiary company by the managerial personnel of the Company.
- e) Revision of the Financial Statements for the year under review.
- f) Material changes and commitments occurred between the end of the financial year of the Company and the date of the Report which could affect the Company's financial position;
- g) Significant or material orders passed by the Regulators or Courts or Tribunals which impact the going concern status and Company's operations in future.
- h) Proceeding for Corporate Insolvency Resolution Process initiated Under the Insolvency and Bankruptcy Code, 2016.
- i) Since the Company has not gone through one time settlement, the question of difference between the

amount of the valuation done at the time of one-time settlement and valuation while taking loan from banks or financial institutions does not arise.

- j) The IEPF provisions requiring transfer of unpaid or unclaimed amount to Investor Education and Protection Fund (IEPF) are not applicable to the Company.

### 32. ACKNOWLEDGEMENTS AND APPRECIATION

The Board wishes to place on record their appreciation for the dedication and hard work put in by the employees of the Company at all levels and the support extended by various stakeholders of the Company. Effective business relationships with regulatory authorities and clients remained good during the year under review.

Further your Directors also take this opportunity to thank all Shareholders, Business Partners, Government and Regulatory Authorities and Stock Exchanges, for their continued support.

#### By Order of the Board of Directors

**Padmanabh Sinha**  
Non-Executive,  
Nominee Director  
DIN: 00101379

**Nilesh Shrivastava**  
Non-Executive,  
Nominee Director  
DIN: 09632942

Place: Mumbai  
Date: August 06, 2024

Registered Office:  
UTI Tower, GN Block, 4<sup>th</sup> Floor, Bandra Kurla Complex,  
Mumbai – 400 051  
CIN: U65990MH2019PLC325794

## ANNEXURE I

## Form no. AOC – 1

[Pursuant to first proviso to sub-section 3 of Section 129 of the Companies Act, 2013 read with rule 5 of the Companies (Accounts) Rules, 2014]

**Statement containing salient features of the financial statements of Subsidiaries/ Associates/ Joint Ventures:**

The Company does not have subsidiaries / joint ventures / associate except the following. The details of Associate Company is provided below:

Associate Company	Amount in INR lakhs
Name	NIIF Infrastructure Finance Limited ('NIIF IFL')
Latest balance sheet date	31-Mar-24
The date on which Associate was acquired	30-Mar-20
Shares of Associate held by the Company on the year end:	
-Numbers of shares	42,39,32,487
-Amount of Investment in Associates	86,411
-Extent of Holding %	30.8% equity stake
Description of how there is significant influence	Holding is greater than 20% and therefore an Associate Company
Reason why the associate/joint venture is not consolidated	-
Net worth attributable to Shareholding as per latest audited Balance Sheet	1,18,974.37
Profit for the year	
i) Considered in Consolidation	12,961.10
ii) Not considered in Consolidation	29,086.04

## Notes:

The Company has significant influence through its equity holding, being greater than 20% of the equity capital of the investee company in terms of IndAS 28, issued by Institute of Chartered Accountants of India.

**By Order of the Board of Directors**

**Padmanabh Sinha**

Non-Executive, Nominee Director

DIN: 00101379

**Nilesh Shrivastava**

Non-Executive, Nominee Director

DIN: 09632942

## Annual CSR Report

### 1. A brief outline of the Company's CSR policy:

The Company, through its CSR project(s)/programme(s), will focus on addressing the needs of all stakeholders, especially underprivileged communities, by creating positive shared value for all. For the Company, CSR is an extension of its overall ethos of responsible business. AIFL's CSR mission is to build a better and sustainable future for India by leveraging its competencies and engaging its stakeholders and partners.

### 2. The Composition of the CSR Committee:

Sr. No.	Name of the Director	Designation / Nature of Directorship	Number of meetings of CSR	Number of meetings of CSR
			Committee held during the year	Committee attended during the year
1.	Ms. Rosemary Sebastian	Chairperson, Independent Director	2	2
2.	Mr. V. Chandrasekaran	Member, Independent Director	2	2
3.	Mr. Prakash Rao*	Member, Non-Executive Director	2	2
4.	Mr. Rajiv Dhar**	Member, Non-Executive, Nominee Director	-	-
5.	Mr. Nilesh Shrivastava#	Member, Non-Executive, Nominee Director	-	-

\* Mr. Rao ceased to be a member with effect from November 30, 2023.

\*\*Mr. Dhar was appointed as member on November 30, 2023 and ceased to be a member with effect from closing hours of March 31, 2024.

# Mr. Nilesh Shrivastava was appointed as member with effect from April 01, 2024.

### 3. Provide the web-link where Composition of CSR Committee, CSR Policy and CSR projects approved by the board are disclosed on the website of the Company:

The Composition of CSR Committee along with the CSR policy is hosted on the website of the Company and can be viewed at [www.aseeminfra.in](http://www.aseeminfra.in)

### 4. Provide the executive summary along with web-link(s) of Impact Assessment of CSR Projects carried out in pursuance of sub-rule (3) of rule 8, if applicable:

The Company is not required to carry out Impact Assessment of its CSR projects.

### 5. (a) Average net profit of the Company as per section 135(5):

The Company's average net profit during the three immediately preceding financial years computed as per section 135(5) amounted to INR 107,66,61,000/- (Rupees One Hundred & Seven Crores Sixty-Six Lakh Sixty- One Thousand Only).

### (b) Two per cent of the average net profit of the Company as per Section 135(5):

The Company was required to spend 2% of the average net profit as per Section 135(5) made during the three immediately preceding financial years. Accordingly, the 2% of the average net profit of the Company as per Section 135(5) amounted to INR 2,15,33,220/- (Rupees Two Crores Fifteen Lakh Thirty-three Thousand Two Hundred and Twenty Only).

### (c) Surplus arising out of the CSR projects or programmes or activities of the previous financial years:

Not Applicable

### (d) Amount required to be set off for the financial year, if any:

Not Applicable

### (e) Total CSR obligation for the financial year (5b+5c-5d):

INR 2,15,33,220/- (Rupees Two Crores Fifteen Lakh Thirty-three Thousand Two Hundred and Twenty Only).

**6. (a) Amount spent on CSR Projects (both Ongoing Project and other than Ongoing Project)\***

(1) Sl. No.	(2) Name of the Project	(3) Item from the list of activities in schedule VII to the Act	(4) Local area (Yes/ No)	(5) Location of the project		(6) Amount spent for the project (in Rs.)	(7) Mode of implementation - Direct (Yes/No)	(8) Mode of implementation - Through implementing agency	
				State	District			Name	CSR registration number
1.	Establish a Renewable Energy based Value Chain for Non-Timber based Forest Produce (NTFP) based Value Added Products to improve livelihood condition of tribal women of 20 villages in Kotra taluka of Udaipur district in Rajasthan	Item Nos. (i) (ii) (iii) and (iv)	No	Rajasthan	Udaipur	1,00,04,250	No	SRIJAN (Self-Reliant Initiatives through Joint Action)	CSR00001911
2.	Provide quality support to 25 Visually Impaired college students of DSMNRU Lucknow, to enable them compete in the open world with the sighted community	Item No. (ii) promoting education, including special education and employment enhancing vocation skills especially among children, women, elderly, and the differently abled and livelihood enhancement projects;	No	UP	Lucknow	30,00,000	No	HTBF (Help The Blind Foundation)	CSR00001525
3.	Youth Leadership Development Program to nurture young social change makers	Item No. (ii) promoting education, including special education and employment enhancing vocation skills especially among children, women, elderly, and the differently abled and livelihood enhancement projects;	Yes	MH	Gadchiroli	30,00,000	No	Nirman - SEARCH (Society for Education, Action and Research in Community Health)	CSR00001278
4.	Provide uninterrupted supply of drinking water to a remote tribal village in Jawhar taluka, Dist. Palghar (MH) and Value Education Programme for school children	Item Nos. (i), (ii)	Yes	MH	Palghar	25,00,000	No	Ramakrishna Mission	CSR00006101
5.	Establish a new centre (Thakur Complex, Saidham, Mumbai) to serve as an educational & developmental hub for 25 underprivileged children currently not attending school due to various socio-economic constraints	Item Nos. (ii), (iii)	Yes	MH	Mumbai	8,00,000	No	Junoon	CSR00044082
6.	Create awareness about menstrual hygiene among adolescent girls from schools in Mumbai, guide them and encourage them to follow hygienic practices, by reaching out to 2500 girls	Item No. (i)	Yes	MH	Mumbai and Suburbs	7,50,000	No	Society For service to voluntary Agencies (SOSVA)	CSR00008993
7.	Mitigation / restoration activities in the event of natural calamities, or contingency funding for any untoward occurrence in Maharashtra	Item No. (xii)	Yes	MH	All	15,00,000	No	Maharashtra SDMA- State Disaster Management Authority	NA
<b>Total</b>						<b>2,15,54,250</b>			

\* Amount spent on the aforesaid CSR projects have been towards contribution for the new projects which are not ongoing.

**(b) Amount spent in Administrative Overheads.**

Nil

**(c) Amount spent on Impact Assessment, if applicable.**

Not applicable

**(d) Total amount spent for the Financial Year [(a)+(b)+(c)].**

INR 2,15,54,250/- (Rupees Two Crores Fifteen Lakh Fifty-four Thousand Two Hundred Fifty Only).

**(e) CSR amount spent or unspent for the financial year:**

Total Amount Spent for the Financial Year. (in Rs.)	Amount Unspent (in Rs.)				
	Total Amount transferred to Unspent CSR Account as per section 135(6)		Amount transferred to any fund specified under Schedule VII as per second proviso to section 135(5)		
	Amount	Date of transfer	Name of the Fund	Amount	Date of transfer
2,15,54,250	NIL	NIL	NIL	NIL	NIL

**(f) Excess amount for set-off, if any:**

Sr. No.	Particular	Amount (in Rs.)
(1)	(2)	(3)
(i)	Two percent of average net profit of the company as per sub section 5 of section 135.	2,15,33,220
(ii)	Total amount spent for the Financial Year	2,15,54,250
(iii)	Excess amount spent for the financial year [(ii)-(i)]	21,030
(iv)	Surplus arising out of the CSR projects or programmes or activities of the previous financial years, if any	Nil
(v)	Amount available for set off in succeeding financial years [(iii)-(iv)]	21,030

**(g) Details of Unspent CSR amount for the preceding three financial years:**

Sr. No.	Preceding Financial Year	Amount transferred to Unspent CSR Account under section 135 (6) (in Rs.)	Balance Amount in Unspent CSR Account under section 135 (6) (in Rs.)	Amount spent in the Financial Year (in Rs.)	Amount transferred to a Fund as specified under Schedule VII as per second proviso to section 135 (5), if any		Amount remaining to be spent in succeeding financial years. (in Rs.)	Deficiency, if any
					Amount (in Rs)	Date of transfer		
1.	2022-23							
2.	2021-22				Not Applicable			
3.	2020-21							

**(f) Whether any capital assets have been created or acquired, furnish the details relating to the asset so created or acquired through CSR amount spent in the financial year:**

No

**(g) Specify the reason if the Company has failed to spend 2% of the average net profit as per Section 135(5):**

Not Applicable. The Company has contributed 2% of its average net profits made during the three immediately preceding financial years towards the CSR activities.

**For Aseem Infrastructure Finance Limited**
**Rosemary Sebastian**

Chairperson, CSR Committee

DIN: 07938489

**Virender Pankaj**

Chief Executive Officer

PAN: ABUPP5469K

Date: May 07, 2024



## Annexure III

## FORM MR-3

## SECRETARIAL AUDIT REPORT

FOR THE FINANCIAL YEAR ENDED 31ST MARCH, 2024  
{Pursuant to Section 204(1) of the Companies Act, 2013 and Rule 9 of the Companies  
(Appointment and Remuneration of Managerial Personnel) Rules, 2014}

To,  
The Members,  
**ASEEM INFRASTRUCTURE FINANCE LIMITED**  
UTI Tower, GN Block,  
4<sup>th</sup> Floor, Bandra Kurla Complex,  
Mumbai - 400051

We have conducted the secretarial audit of the compliance of applicable statutory provisions and the adherence to good corporate practices by **Aseem Infrastructure Finance Limited** (hereinafter called "the Company"). Secretarial audit was conducted in a manner that provided us a reasonable basis for evaluating the corporate conduct/statutory compliance and expressing our opinion thereon.

Based on our verification of the Company's books, papers, minutes books, forms and returns filed and other records maintained by the Company and also the information provided by the Company, its officers, agents and authorized representatives during the conduct of secretarial audit, we hereby report that in our opinion, the Company has, during the audit period covering the financial year ended on March 31, 2024, complied with the statutory provisions listed here under and also that the Company has proper Board processes and compliance mechanism in place to the extent, in the manner and subject to the reporting made hereinafter:

We have examined the books, papers, minute books, forms and returns filed and other records maintained by the Company for the financial year ended on March 31, 2024, according to the provisions of:

- (i) The Companies Act, 2013 ('**the Act**') and the rules made thereunder;
- (ii) The Securities Contracts (Regulation) Act, 1956 ('**SCRA**') and the rules made there under;
- (iii) The Depositories Act, 1996 and the Regulations and Bye-laws Framed there under;
- (iv) Foreign Exchange Management Act, 1999 and the rules and regulations made there under to the extent of Foreign Direct Investment, Overseas Direct Investment and External Commercial Borrowings;
- (v) The following Regulations and Guidelines prescribed under the Securities and Exchange Board of India Act, 1992 ('SEBI Act'):
  - (a) The Securities and Exchange Board of India (Substantial Acquisition of Shares and Takeovers) Regulations, 2011 (**during the period under review not applicable to the Company**);
  - (b) The Securities and Exchange Board of India (Prohibition of Insider Trading) Regulations, 2015;
  - (c) The Securities and Exchange Board of India (Issue of Capital and Disclosure Requirements) Regulations, 2018 (**during the period under review not applicable to the Company**);
  - (d) The Securities and Exchange Board of India (Share Based Employee Benefits and Sweat Equity) Regulations, 2021 (**during the period under review not applicable to the Company**);
  - (e) The Securities and Exchange Board of India (Issue and Listing of Non- Convertible Securities) Regulations, 2021;
  - (f) The Securities and Exchange Board of India (Registrars to an Issue and Share Transfer Agents) Regulations, 1993 regarding the Companies Act and dealing with client (**during the period under review not applicable to the Company**);
  - (g) The Securities and Exchange Board of India (Delisting of Equity Shares) Regulations, 2021 (**during the period under review not applicable to the Company**);
  - (h) The Securities and Exchange Board of India (Buyback of Securities) Regulations, 2018 (during the period under review not applicable to the Company);
- (vi) Non-Banking Financial Company – Systemically Important Non - Deposit taking Company (Reserve Bank) Directions, 2016 (until October 18, 2023) read with Master Direction – Reserve Bank of India (Non-Banking Financial Company –

Scale Based Regulation) Directions, 2023 (with effect from October 19, 2023) as amended till the period under review (upto the extent of filing of returns and policies maintained by the Company);

- (vii) Systematically Important Non – Banking Financial (Non-Deposit Accepting or Holding) Companies Prudential Norms (Reserve Bank) Directions, 2015 as amended till the period under review (upto the extent of filing of returns and policies maintained by the Company);
- (viii) Master Circular - Non – Banking Financial – Corporate Governance (Reserve Bank) Directions, 2015 as amended till the period under review (upto the extent of filing of returns and policies maintained by the Company);
- (ix) Master Direction – Information Technology Framework for NBFC Sector as amended till the period under review (upto the extent of filing of returns and policies maintained by the Company);
- (x) Master Direction – Know Your Customer (KYC) Directions, 2016 as amended till the period under review (upto the extent of filing of returns and policies maintained by the Company);
- (xi) Master Direction – Non- Banking Financial Companies Auditor’s Report (Reserve Bank) Directions 2016 as amended till the period under review (upto the extent of filing of returns and policies maintained by the Company);
- (xii) Guidelines for Appointment of Statutory Central Auditors/ Statutory Auditors of Commercial Banks, UCBs and NBFCs (upto the extent of filing of returns and policies maintained by the Company);

We have examined compliance with the applicable clauses of the following:

- (i) Secretarial Standards issued by the Institute of Company Secretaries of India;
- (ii) Securities and Exchange Board of India (Listing Obligations and Disclosure Requirements) Regulations, 2015 as amended till the period under review;

***During the period under review the Company has complied with the provisions of Act, Rules, Regulations, Guidelines except as per Regulation 50(1) of SEBI (Listing Obligation & Disclosure Requirements) Regulations, 2015, there was failure to give prior intimation of board meeting held on May 05, 2023 for considering and approving the financial results for the FY 22-23 to the Stock Exchange. However, subsequent to delay, the Company has received the notice from stock exchange and paid the requisite fine.***

### **We further report that:**

The Board of Directors of the Company is duly constituted with proper balance of the ~~Executive Directors~~, Non-Executive Directors and Independent Directors. The changes in the composition of Board of Directors that took place during the period under review were carried out in compliance with the provisions of the Act.

Adequate notices are given to all Directors to schedule the Board / Committee Meetings, agenda and detailed notes on agenda were sent at least seven days in advance to all the Directors. Meetings held at shorter notice are in compliance with the provisions of the Act and a system exists for seeking and obtaining further information and clarifications on the agenda items before the meeting and for meaningful participation at the meeting.

Majority decision is carried through while the dissenting members’ views, if any, are captured and recorded as part of the minutes. However, all resolutions were approved unanimously.

**We further report that** there are adequate systems and processes in the Company commensurate with the size and operations of the company to monitor and ensure compliance with applicable laws, rules, regulations and guidelines.

**We further report that** during the audit period the Company had the following specific events / actions having a major bearing on the Company’s affairs in pursuance of the above referred laws, rules, regulations, guidelines, standards, etc.

- 1) The Board of Directors of the Company at their meeting held on May 05, 2023 and further, the Members of the Company at their Extra-Ordinary General Meeting held on June 06, 2023 inter-alia approved the following:
  - a. issuance of secured, unsecured, rated, listed/unlisted, non-convertible debentures of the Company within the Board approved borrowings limits of INR 20,000 crore by one year.
- 2) The Board of Directors of the Company at their meeting held on February 14, 2024 and further, the Members of the Company at their Extra-Ordinary General Meeting held on March 27, 2024 inter-alia approved the following:
  - a. shifting of the registered office of the Company from the State of Maharashtra to the State of Delhi subject to approval of Regional Director.
- 3) The Board of Directors of the Company at their meeting held on February 14, 2024 approved the Aseem Long Term Incentive Plan – Scheme 1.0 (“Aseem LTIP – Scheme 1.0”) and grant of units to employees of the Company.

- 4) The Finance Committee passed the following resolutions for the issuance of rated, unlisted/listed, redeemable, secured, non-convertible debentures on private placement basis:

Sr. No.	Date of passing resolution	No. of NCDs issued	Amount (in crores)
1.	April 21, 2023	15,000	150

- 5) The Finance Committee passed the following resolution for the allotment of rated, unlisted/ listed, redeemable, secured, non-convertible debentures on private placement basis.

Sr. No.	Date of passing resolution	No. of NCDs allotted
1.	May 10, 2023	15,000

- 6) The Company redeemed 2,500 rated, listed, secured, redeemable non-convertible debentures (NCDs) of the face value of Rs. 10,00,000/- each, aggregating to Rs. 250.00 crore and on December 15, 2023, the Company also redeemed its listed MLDs amounting to INR 250 Crores.

For **Mehta & Mehta,**  
Company Secretaries  
(ICSI Unique Code P1996MH007500)

**Atul Mehta**  
Partner

FCS No: 5782  
CP No: 2486

Place: Mumbai  
Date: 06-08-2024

UDIN: F005782F000995925  
PR No.: 3686/2023

Note: This report is to be read with our letter of even date which is annexed as 'ANNEXURE A' and forms an integral part of this report.

**Annexure A**

To,  
The Members,  
**ASEEM INFRASTRUCTURE FINANCE LIMITED**  
UTI Tower, GN Block,  
4<sup>th</sup> Floor, Bandra Kurla Complex,  
Mumbai – 400051

Our report of even date is to be read along with this letter.

- 1) Maintenance of secretarial record is the responsibility of the management of the Company. Our responsibility is to express an opinion on these secretarial records based on our audit.
- 2) We have followed the audit practices and processes as were appropriate to obtain reasonable assurance about the correctness of the contents of the secretarial records. The verification was done on test basis to ensure that correct facts are reflected in secretarial records. We believe that the processes and practices we followed provide a reasonable basis for our opinion.
- 3) We have not verified the correctness and appropriateness of financial records and Books of Accounts of the Company.
- 4) Wherever required, we have obtained the Management representation about the compliance of laws, rules and regulations and happening of events etc.
- 5) The compliance of the provisions of corporate laws, rules, regulations, standards is the responsibility of management. Our examination was limited to the verification of procedures on test basis.
- 6) As regard the books, papers, forms, reports and returns filed by the Company under the provisions referred in Secretarial Audit Report in Form MR-3, the adherence and compliance to the requirements of the said regulations is the responsibility of management. Our examination was limited to checking the execution and timeliness of the filing of various forms, reports, returns and documents that need to be filed by the Company with various authorities under the said regulations. We have not verified the correctness and coverage of the contents of such forms, reports, returns and documents.
- 7) The secretarial audit report is neither an assurance as to the future viability of the Company nor of the efficacy or effectiveness with which the management has conducted the affairs of the Company.

For **Mehta & Mehta,**  
Company Secretaries  
(ICSI Unique Code P1996MH007500)

**Atul Mehta**

Partner

FCS No: 5782

CP No: 2486

UDIN: F005782F000995925

PR No.: 3686/2023

Place: Mumbai  
Date: 06-08-2024

## ANNEXURE IV

# Report on Corporate Governance

## PHILOSOPHY OF CORPORATE GOVERNANCE:

At Aseem Infrastructure Finance Limited (AIFL), Corporate Governance has been a cornerstone of operational ethos since inception. We are committed to upholding exemplary governance standards that foster fairness, transparency, accountability, and integrity. Our processes are meticulously crafted to ensure responsible business conduct and to harmonize the diverse interests of our stakeholders, thereby enhancing overall stakeholder value.

We believe that effective Corporate Governance stems from the application of best-in-class management practices, strict adherence to laws and regulations, and a steadfast commitment to the highest standards of transparency and ethical conduct in all aspects of our operations. As a responsible corporate entity, we acknowledge our role as a model corporate citizen and consistently strive to adopt and improve upon best practices, holding ourselves accountable to our customers, investors, regulators, employees, and other stakeholders.

## BOARD OF DIRECTORS (“BOARD”)

The Directors bring to the Board a wide range of experience and skills which include banking, finance, investments, regulations and operations. The Board of Directors are entrusted with the ultimate superintendence, control and responsibility of the affairs of the Company.

As on March 31, 2024, the Board comprised of 7 (seven) Directors, of which 3 (three) are Independent Directors including one woman director. As per the provisions of the Companies Act, 2013 (“the Act”), the Company has appointed a Chief Executive Officer, Chief Financial Officer and Company Secretary who are not a part of the Board.

The composition of the Board of Directors as of March 31, 2024, including other details are given below:

Name of Director	Category	Skills / Expertise / Competencies	No. of Directorships in other Public Cos*	No. of Committee Memberships of other Public Cos\$#	Chairpersonship in Committees of other Public Cos\$
Mr. Nilesh Shrivastava (DIN 09632942)	Non-Executive, Nominee Director	Leadership, Strategy, Governance and Regulatory affairs, Business and Strategic planning, Industry knowledge and experience, expertise and experience in Finance, Risk Management areas, Treasury and Credit, and has Global experience.	1	2	-
Mr. Padmanabh Sinha (DIN 00101379)	Non-Executive, Nominee Director	Leadership, Strategy, Governance and Regulatory affairs, Business and Strategic planning, Industry knowledge and experience, expertise and experience in Information Technology, Finance related areas, and has Global experience.	1	-	-
Mr. Rajiv Dhar (DIN 00073997)	Non-Executive, Nominee Director	Leadership, Strategy, Governance and Regulatory affairs, Business and Strategic planning, Industry knowledge and experience, expertise and experience in Risk Management areas, Human Resource and Information Technology.	-	-	-
Mr. Saurabh Jain (DIN 02052518)	Non-Executive, Nominee Director	Leadership, Governance and Regulatory affairs, Business and Strategic planning, Industry knowledge and experience, expertise and experience in Finance, Treasury and Accounting.	-	-	-
Mr. Venkatadri Chandrasekaran (DIN 03126243)	Independent, Non-Executive Director	Leadership, Business and Strategic planning Governance and Regulatory affairs, Industry knowledge and experience, expertise and experience in Finance, Treasury, Accounting, Risk Management areas and has Global experience.	5	4	2

Name of Director	Category	Skills / Expertise / Competencies	No. of Directorships in other Public Cos*	No. of Committee Memberships of other Public Cos#	Chairpersonship in Committees of other Public Cos\$
Ms. Rosemary Sebastian (DIN 07938489)	Independent, Non-Executive Director	Leadership, Governance and Regulatory affairs, Industry knowledge and experience, expertise and experience in Finance and Accounting, Information Technology, Risk Management areas.	2	2	1
Mr. Prashant Kumar Ghose (DIN 00034945)	Independent, Non-Executive Director	Leadership, Strategic planning Governance and Regulatory affairs, experience in Finance, Treasury, Accounting, Risk Management areas, and has Global experience.	1	1	1

**Note:**

\* The above list of other directorships includes Public Companies (listed and unlisted) but does not include Private Limited Companies, Foreign Companies and Companies under Section 8 of the Companies Act, 2013 ("the Act").

\$ It includes Chairmanship or Membership of the Audit Committee and Stakeholders' Relationship Committee of Public Companies (listed and unlisted) only.

# Excluding Chairpersonship which is mentioned in the next column.

The Board of Directors is of the opinion that all Independent Directors of the Company fulfil the conditions of independence as prescribed under Section 149(6) of the Act.

## A. Board Meetings

### i. Attendance of directors

The Board met 6 times during the year on May 05, 2023; July 03, 2023; August 04, 2023; November 08, 2023, November 29, 2023, and February 14, 2024. The Company adheres to the Secretarial Standards on the Board and Committee Meetings as prescribed by the Institute of Company Secretaries of India.

The attendance of the Directors at the above, the Board meetings and at the last Annual General Meeting is given in the table below:

Name of Directors	No. of Board meetings		Attendance in the last AGM dated September 27, 2023
	Held	Attended	
Mr. Surya Prakash Rao Pendyala#	5	5	Yes
Mr. Rajiv Dhar^	6	3	No
Mr. Saurabh Jain	6	5	No
Mr. V. Chandrasekaran	6	6	Yes
Ms. Rosemary Sebastian	6	6	Yes
Mr. Prashant Kumar Ghose	6	6	Yes
Mr. Padmanabh Sinha*	1	1	NA
Mr. Nilesh Shrivastava*	1	1	NA

#Mr. Surya Prakash Rao Pendyala (DIN: 02888802) resigned from the position of Chairman and Non-Executive, Nominee Director (Nominee of NIIF Fund II) on the Board of the Company, with effect from the close of business hours of November 30, 2023, consequent to his retirement from NIIF Limited.

^Mr. Rajiv Dhar resigned from the position of Non-Executive, Nominee Director (Nominee of NIIF Fund II) from the Board of the Company with effect from the close of business hours of March 31, 2024, due to his other pre-occupations.

\*Mr. Padmanabh Sinha & Mr. Nilesh Shrivastava were appointed as the Non-executive, Nominee Directors of the Company with effect from February 02, 2024.

### ii. Details of the Directorships in other listed entities as on March 31, 2024:

Name of Director	Name of listed entity*	Category	Shareholding of Directors
Mr. Prakash Rao	Nil	Not applicable	Nil
Mr. Rajiv Dhar	Nil	Not applicable	Nil
Mr. Saurabh Jain	Nil	Not applicable	Nil
Mr. V. Chandrasekaran	Tata Investment Corporation Limited	Independent Director	Nil
	Care Ratings Limited	Independent Director	
	Grasim Industries Ltd	Independent Director	

Name of Director	Name of listed entity*	Category	Shareholding of Directors
Ms. Rosemary Sebastian	Nil	Not applicable	Nil
Mr. Prashant Kumar Ghose	Nil	Not applicable	Nil
Mr. Padmanabh Sinha	Nil	Not applicable	Nil
Mr. Nilesh Shrivastava	Nil	Not applicable	Nil

\* Includes entities whose equity shares are listed on the stock exchange

In terms of Regulation 26 of the Securities and Exchange Board of India (Listing Obligation and Disclosure Requirements) Regulation, 2015 (“the SEBI Listing Regulations”), none of the Directors of the Company were members of more than 10 Committees or acted as the Chairperson of more than 5 Committees across all listed companies in India, in which they are a Director.

Pursuant to the provisions of Section 165(1) the Act and 17A of the SEBI Listing Regulations, none of the Directors:

- hold Directorships in more than 20 companies (Public or Private),
- hold Directorships in more than 10 public companies,
- hold Membership of Board Committees (Audit & Stakeholders Relationship Committees) in excess of 10 and Chairpersonship of Board Committee in excess of 5,
- serve as Director in more than 7 listed companies,
- who serve as Managing Director/Whole Time Director in any listed company serves as Independent Director in more than 3 listed companies.

There is no inter-se relationship between the Directors. None of the directors hold equity shares and non-convertible debentures of the Company.

## B. Code of Conduct

The Company has designed and implemented a Code of Conduct for the employees and Directors of the Company. The employees, including the senior management of the Company, is governed by this Code of Conduct. The salient features of the said Code of Conduct policy are as under:

- Conflicts of Interest and Outside Activities
- Privacy of Employee Information
- Accuracy of Company Records and Reporting
- Protecting Company’s Assets
- Special responsibilities of Superiors and Managers and duties of Independent Directors
- Workplace Responsibilities
- Ensure compliance with laws, rules and regulations.

## C. Familiarization Programme

Pursuant to Regulation 25(7) of the SEBI Listing Regulations, the listed entity familiarizes the Independent Directors with the Company, their roles, rights, responsibilities in the Company, nature of the industry in which the Company operates, business model of the Company, etc., through various programmes. The details of such familiarization programmes conducted during the financial year are available on the Company’s website at <https://www.aseeminfra.in/assets/download/INV/Policies/Familiarization%20Programme.pdf>

## OTHER COMMITTEES OF THE COMPANY

For ensuring smooth business activities and as per the requirements of the Act, the SEBI Listing Regulations and RBI Directions, the Company has constituted certain Board Committees and Executive/Management Committees. The Core Committees constituted by the Board of Directors of the Company under the requirements of the Act, the SEBI Listing Regulations and RBI Directions, are as under:

There are 13 Committees as on March 31, 2024; out of which 8 are statutory committees and 5 are other committees considering the need of best practice in Corporate Governance of the Company.

Committees as mandated under the Companies Act, 2013, the SEBI Listing Regulations and RBI Directions:

- Audit Committee
- Nomination and Remuneration Committee
- Stakeholders Relationship Committee
- Corporate Social Responsibility Committee
- Risk Management Committee
- Asset and Liability Management Committee
- IT Strategy Committee
- Information Security Committee

### Other Committees

- Credit Committee
- Internal Complaints Committee
- Finance Committee
- Allotment Committee
- IT Steering Committee

## A. Audit Committee

In accordance with the provisions of Section 177 of the Act, Regulation 18 of the SEBI Listing Regulations, Master Direction – Reserve Bank of India (Non-Banking Financial Company – Scale Based Regulation) Directions, 2023 (“RBI Master Directions”) and Non-Banking Financial Companies –

Corporate Governance (Reserve Bank) Directions, 2015, the Company has in place the Audit Committee (“AC”).

All the members possess sound understanding, experience and expertise in the field(s) of accounting, finance, treasury, risk management etc. The Chief Executive Officer, Chief Financial Officer and the representatives of the Statutory Auditors, Head of Internal Audit and co-sourced partner for assisting internal audit function are permanent invitees to the AC Meetings. The Company Secretary of the Company acts as the Secretary to the AC. The Audit committee charter is in line with the Act.

#### i. Composition, Meetings held and Attendance of AC

The composition of the AC has been in accordance with the aforesaid law.

The Members of the AC of the Company met four times during the financial year on May 03, 2023; August 03, 2023; November 07, 2023; and February 13, 2024, and their attendance has been mentioned below.

The Committee comprises of the following Members:

Name of the Member	Category	No. of Meetings	
		Held	Attended
Mr. V. Chandrasekaran*	Chairman, Independent Director	4	4
Ms. Rosemary Sebastian	Member, Independent Director	4	4
Mr. Prashant Kumar Ghose*	Member, Independent Director	3	3
Mr. Saurabh Jain	Member, Non-Independent Director	4	4

\* Mr. Prashant Kumar Ghose was appointed as a member of the Committee w.e.f. May 05, 2023. He was consequently appointed as the Chairman of the Committee w.e.f. April 01, 2024, replacing Mr. V. Chandrasekaran, who continues as a member.

In terms of Section 177(4) of the Act and Part C of the Schedule II of the SEBI Listing Regulation, the role of AC includes but is not restricted to the following:

1. oversight of the listed entity’s financial reporting process and the disclosure of its financial information to ensure that the financial statements are correct, sufficient and credible;
2. recommendation for appointment, remuneration and terms of appointment of auditors of the listed entity;
3. approval of payment to statutory auditors for any other services rendered by the statutory auditors;
4. reviewing, with the management, the annual financial statements and auditor's report thereon before submission to the board for approval, with particular reference to:
  - a. matters required to be included in the director’s responsibility statement to be included in the board’s report in terms of clause (c) of sub-section (3) of Section 134 of the Companies Act, 2013;
  - b. changes, if any, in accounting policies and practices and reasons for the same;
  - c. major accounting entries involving estimates based on the exercise of judgment by the management;
  - d. significant adjustments made in the financial statements arising out of audit findings;
  - e. compliance with listing and other legal requirements relating to financial statements;
  - f. disclosure of any related party transactions;
  - g. modified opinion(s) in the draft audit report;
5. reviewing, with the management, the quarterly financial statements before submission to the board for approval;
6. reviewing, with the management, the statement of uses / application of funds raised through an issue (public issue, rights issue, preferential issue, etc.), the statement of funds utilized for purposes other than those stated in the offer document / prospectus / notice and the report submitted by the monitoring agency monitoring the utilisation of proceeds of a public or rights issue, and making appropriate recommendations to the board to take up steps in this matter;
7. reviewing and monitoring the auditor’s independence and performance, and effectiveness of audit process;
8. approval or any subsequent modification of transactions of the listed entity with related parties;
9. scrutiny of inter-corporate loans and investments;
10. valuation of undertakings or assets of the listed entity, wherever it is necessary;



11. evaluation of internal financial controls and risk management systems;
  12. reviewing, with the management, performance of statutory and internal auditors, adequacy of the internal control systems;
  13. reviewing the adequacy of internal audit function, if any, including the structure of the internal audit department, staffing and seniority of the official heading the department, reporting structure coverage and frequency of internal audit;
  14. discussion with internal auditors of any significant findings and follow up there on;
  15. reviewing the findings of any internal investigations by the internal auditors into matters where there is suspected fraud or irregularity or a failure of internal control systems of a material nature and reporting the matter to the board;
  16. discussion with statutory auditors before the audit commences, about the nature and scope of audit as well as post-audit discussion to ascertain any area of concern;
  17. to look into the reasons for substantial defaults in the payment to the depositors, debenture holders, shareholders (in case of non-payment of declared dividends) and creditors;
  18. to review the functioning of the whistle blower mechanism;
  19. approval of appointment of Chief Financial Officer after assessing the qualifications, experience and background, etc. of the candidate;
  20. Carrying out any other function as is mentioned in the terms of reference of the audit committee.
  21. reviewing the utilization of loans and/ or advances from/ investment by the holding company in the subsidiary exceeding rupees 100 crore or 10% of the asset size of the subsidiary, whichever is lower including existing loans / advances / investments existing as on the date of coming into force of this provision.
  22. consider and comment on rationale, cost-benefits and impact of schemes involving merger, demerger, amalgamation etc., on the listed entity and its shareholders.
  23. Management discussion and analysis of financial condition and results of operations.
  24. Statement of significant related party transactions (as defined by the audit committee), submitted by management.
  25. Management letters / letters of internal control weaknesses issued by the statutory auditors.
  26. Internal audit reports relating to internal control weaknesses.
  27. The appointment, removal and terms of remuneration of the Internal Auditor shall be subject to review by the Audit Committee.
  28. Statement of deviations:
    - (a) quarterly statement of deviation(s) including report of monitoring agency, if applicable, submitted to stock exchange(s) in terms of Regulation 32(1).
    - (b) annual statement of funds utilized for purposes other than those stated in the offer document/ prospectus/notice in terms of Regulation 32(7).
- Further, all the recommendations made by the Audit Committee were approved by the Board.

## B. Nomination and Remuneration Committee

In accordance with the provisions of the Section 178 of the Act, Regulation 19 of the SEBI Listing Regulations, Master Direction – Reserve Bank of India (Non-Banking Financial Company – Scale Based Regulation) Directions, 2023 and Non-Banking Financial Companies – Corporate Governance (Reserve Bank) Directions, 2015, the Company has in place the Nomination and Remuneration Committee ('NRC').

### Composition, Meetings held and Attendance of NRC

The composition of NRC is in conformity with the provisions of the aforesaid law.

The Members of NRC met four times during the financial year on May 03, 2023, July 03, 2023, August 03, 2023, and February 13, 2024, and their attendance has been mentioned below.

The committee comprises of following Members:

Name of the Member	Category	No. of Meetings	
		Held	Attended
Mr. V. Chandrasekaran	Chairman, Independent Director	4	4
Ms. Rosemary Sebastian	Member, Independent Director	4	4
Mr. Prakash Rao*	Member, Non-Independent Director	3	3
Mr. Rajiv Dhar*	Member, Non-Independent Director	1	1
Mr. Padmanabh Sinha <sup>^</sup>	Member, Non-Independent Director	-	-

\* Mr. Rajiv Dhar was appointed as the Member of the Committee in place of Mr. Prakash Rao w.e.f., November 29, 2023.

<sup>^</sup> Mr. Padmanabh Sinha was appointed as the Member of the Committee in place of Mr. Rajiv Dhar w.e.f., April 01, 2024.

In terms of Part D of the Schedule II of the SEBI Listing Regulation, the role of NRC includes but is not restricted to the following:

1. formulation of the criteria for determining qualifications, positive attributes and independence of a director and recommend to the board of directors a policy relating to, appointment, the remuneration of the directors, key managerial personnel and other employees keeping in consideration various factors viz qualification, expertise, diversity etc;
2. For every appointment of an independent director, the Nomination and Remuneration Committee shall evaluate the balance of skills, knowledge and experience on the Board and on the basis of such evaluation, prepare a description of the role and capabilities required of an independent director. The person recommended to the Board for appointment as an independent director shall have the capabilities identified in such description. For the purpose of identifying suitable candidates, the Committee may:
  - a. use the services of an external agency, if required;
  - b. consider candidates from a wide range of backgrounds, having due regard to diversity; and
  - c. consider the time commitments of the candidates.

3. formulation of criteria for evaluation of performance of independent directors and the board of directors;
4. devising a policy on diversity of board of directors;
5. identifying persons who are qualified to become directors and who may be appointed in senior management/ KMP in accordance with the criteria laid down and recommend to the board of directors their appointment and removal.
6. whether to extend or continue the term of appointment of the independent director(s), on the basis of the report of performance evaluation of independent director(s).
7. recommend to the board, all remuneration, in whatever form, payable to senior management.

The scope and terms of reference of the Nomination & Remuneration Committee are in accordance with the Companies Act, 2013. The Board has in accordance with the provisions of sub-section (3) of Section 178 of the Companies Act, 2013, formulated the policy setting out the criteria for determining qualifications, positive attributes, independence of a Director and policy relating to remuneration for Directors, Key Managerial Personnel, and other employees.

Further, all the recommendations made by the NRC were approved by the Board.

### Performance Evaluation of Board, its Committees and Directors

In terms of Section 178(2) of the Act and Regulation 19(4) of the SEBI Listing Regulation, the Nomination and Remuneration Committee had approved a framework for performance evaluation of the Board of Directors, its Committees and the individual Board members.

Further the Board has carried out an annual performance evaluation of its own performance, evaluation of the working of its Committees as well as performance of all the Directors individually (including Independent Directors). Feedback was sought covering various aspects of the Board's functioning.

Performance evaluation framework of the Company is as follows:

- a. NRC would approve framework of performance evaluation of the Company;
- b. Board would evaluate the performance of the Independent Directors, Board as a whole and Committees of the Board;

- c. Independent Directors would evaluate the performance of the Board as a whole and Non-Independent Directors;
- d. Self-evaluation of individual Directors.

The evaluation involves self-evaluation by the Board Member and subsequent assessment by the Independent Directors.

The performance evaluation of the Non-Independent Directors and the Board as a whole was carried out by the Independent Directors.

The performance evaluation of the Independent Directors was carried out by the entire Board excluding the Director being evaluated. Performance evaluation of the Board and of its Committees was facilitated through digital mode making it convenient for the Directors to seamlessly carry out the evaluation process. Qualitative comments and suggestions of Directors were taken into consideration by the Chairman of the Nomination and Remuneration Committee.

The Directors have expressed their satisfaction with the evaluation process.

### C. Stakeholders' Relationship Committee

In accordance with the provisions of Section 178(5) of the Act and Regulation 20 of the SEBI Listing Regulations, the Company has in place the Stakeholders' Relationship Committee (SRC).

#### Composition, Meeting and Attendance of SRC

The composition of SRC is in conformity with the provisions of the aforesaid law.

The Members of SRC met once during the financial year on February 26, 2024 and their attendance has been mentioned below.

The committee comprises of following Members:

Name of the Member	Category	No. of Meetings	
		Held	Attended
Mr. V. Chandrasekaran	Chairman, Independent Director	1	1
Mr. Prakash Rao*	Member, Non-Independent Director	-	-
Mr. Rajiv Dhar^	Member, Non-Independent Director	1	1
Mr. Saurabh Jain*	Member, Non-Independent Director	1	-
Mr. Nilesh Shrivastava^	Member, Non-Independent Director	-	-

\* Mr. Saurabh Jain was appointed as the Member of the Committee in place of Mr. Prakash Rao w.e.f., November 29, 2023.

^ Mr. Nilesh Shrivastava was appointed as the Member of the Committee in place of Mr. Rajiv Dhar w.e.f., April 01, 2024.

In terms of Part D of the Schedule II of the SEBI Listing Regulation, the role of SRC includes but is not restricted to the following:

1. Resolving the grievances of the security holders of the listed entity including complaints related to transfer/transmission of shares, non-receipt of annual report, non-receipt of declared dividends, issue of new/duplicate certificates, general meetings etc.
2. Review of measures taken for effective exercise of voting rights by shareholders.
3. Review of adherence to the service standards adopted by the listed entity in respect of various services being rendered by the Registrar & Share Transfer Agent.
4. Review of the various measures and initiatives taken by the listed entity for reducing the quantum of unclaimed dividends and ensuring timely receipt of dividend warrants/annual reports/statutory notices by the shareholders of the company.

Details of the investor complaints received during the FY 2023-24 are given as below:

No. of complaints received	No. of complaints not solved to the satisfaction of the shareholders	No. of pending complaints at the end of the year
Nil	Nil	Nil

The Company Secretary acts as the Secretary to the SRC.

### D. Risk Management Committee

In accordance with the provisions of the Regulation 20 of the SEBI Listing Regulations, Master Direction – Reserve Bank of India (Non-Banking Financial Company – Scale Based Regulation) Directions, 2023 and Non-Banking Financial Companies – Corporate Governance (Reserve Bank) Directions, 2015, the Company has in place the Risk Management Committee ('RMC').

#### Composition, Meeting and Attendance of RMC

The composition of RMC is in conformity with the provisions of the aforesaid law.

The Members of RMC met four times during the financial year on on April 26, 2023; July 26, 2023, October 19, 2023, and February 26, 2024, and their attendance has been mentioned below.

The committee comprises of following Members:

Name of the Member	Category	No. of Meetings	
		Held	Attended
Mr. V. Chandrasekaran	Chairman, Independent Director	4	4
Mr. Prakash Rao <sup>@</sup>	Member, Non-Independent Director	1	1
Mr. Rajiv Dhar <sup>#</sup>	Member, Non-Independent Director	2	2
Mr. Prashant Kumar Ghose <sup>*</sup>	Member, Independent Director	3	3
Mr. Saurabh Jain <sup>#</sup>	Member, Non-Independent Director	2	1
Mr. Virendra Pankaj <sup>*</sup>	Member, Chief Executive Officer	3	3
Mr. Bhawin Shah <sup>*</sup>	Member, Chief Risk Officer	3	3

*@ Stepped down with effect from May 05, 2023.*

*\* Appointed with effect from May 05, 2023.*

*# Mr. Saurabh Jain was appointed as the Member of the Committee in place of Rajiv Dhar w.e.f., August 04, 2023.*

In terms of Part D of the Schedule II of the SEBI Listing Regulation, the role of RMC includes but is not restricted to the following:

1. To formulate a detailed risk management policy which shall include:
  - a. A framework for identification of internal and external risks specifically faced by the listed entity, in particular including financial, operational, sectoral, sustainability (particularly, ESG related risks), information technology including business continuity plan, cyber security risks, market risk or any other risk as may be determined by the Committee.
  - b. Measures for risk mitigation including systems and processes for internal control of identified risks.
2. To ensure that appropriate methodology, processes and systems are in place to monitor and evaluate risks associated with the business of the Company;
3. To monitor and oversee implementation of the risk management policy, including evaluating the adequacy of risk management systems;
4. To periodically review the risk management policy, at least once in two years, including by considering the changing industry dynamics and evolving complexity;
5. To keep the board of directors informed about the nature and content of its discussions, recommendations and actions to be taken;
6. The appointment, removal and terms of appointment of the Chief Risk Officer (if any) shall be subject to review by the Risk Management Committee.

## Senior Management

Particulars of the senior management including the changes therein since the close of the previous financial year is summarized as follows:

Sr. No.	Name	Designation
1.	Mr. Virender Pankaj	Chief Executive Officer
2.	Mr. Nilesh Sampat	Chief Financial Officer
3.	Mr. Bhawin Shah	Chief Risk Officer
4.	Mr. Nisheeth Khare	Chief Business Officer
5.	Mr. Shishir Kumar <sup>*</sup>	Chief Compliance Officer
6.	Mr. Piyush Vira <sup>**</sup>	Head – Internal Audit
7.	Ms. Karishma Jhaveri <sup>@</sup>	Company Secretary
8.	Mr. Naveen Manghani <sup>#</sup>	Company Secretary

*\* Appointed on March 29, 2024.*

*\*\*Appointed on April 08, 2024.*

*@ Upto August 09, 2024.*

*# Appointed by the Board of Directors at its Meeting held on August 06, 2024.*

## Remuneration of Directors

The Independent Directors are paid sitting fees, travelling, lodging and other incidental expenses for attending Meetings of Board / Committees. Apart from the above, the Company does not have any pecuniary relationship with the Non-Executive/ Independent Directors. During the year under review, the Company did not enter into any other transactions with the Non-Executive Directors and no remuneration has been paid to them. The Remuneration Policy of the Company which lays down the criteria for making payment to the Non-Executive Directors is hosted on the website of the Company at [www.aseeminfra.in](http://www.aseeminfra.in)

Your Company pays sitting fees to the Independent Directors for attending meetings as per the following:

Attending Meeting of	Amount (INR)
Board	80,000 per meeting
Other Committees	60,000 per meeting

Details of sitting fees paid to the Independent Directors during the FY 2023-24 are given in the table below:

Name of the Director	Sitting fees (INR)
Mr. V. Chandrasekaran	13,80,000
Ms. Rosemary Sebastian	13,80,000
Mr. Prashant Kumar Ghose	9,00,000

## Succession Planning

In terms of Regulation 17(4) of the SEBI Listing Regulation, the Company has adopted policy on succession planning for appointments to the Board and to the Senior Management.

Succession planning is a process of ascertaining the need for filling position at the Board and Senior Management positions. It involves identification of potential candidates for the said roles, assessment

of their potential and developing next generation of leaders as potential successors for key leadership roles in an organisation. The process of development primarily concentrates on coaching, mentoring and training the identified employees to assume higher responsibilities when the need arises. The Company has always endeavored to nurture, train and increase the skill sets of employees at all levels, with the key objective of ensuring smooth succession without impacting the performance in the current role.

### **SEBI Circular on ease of doing business and development of corporate bond markets – revision in the framework for fund raising by issuance of debt securities by large corporates:**

During FY2023-24, the capital market had experienced significant volatility due to global economic uncertainties, geopolitical tensions, and fluctuating interest rates which has reduced the appetite for investors in NBFC debt instruments.

Moreover, tight liquidity conditions throughout the year have deterred capital market issuances. This made it difficult for our Company to issue debt securities at terms that are favourable to us considering our business model. However, we secured ~5% of our incremental borrowings through debt securities in FY24.

We maintain a vigilant approach in monitoring market dynamics and are committed to enhance our issuances of debt securities in future financing initiatives.

## **Shareholders & General information**

### **a. General Body Meetings**

The details of the last 3 (three) Annual General Meeting (AGM) of the Company are mentioned below:

<b>Details of AGM</b>	<b>Date and Time</b>	<b>Venue</b>	<b>Special resolutions passed</b>
2 <sup>nd</sup> AGM	September 28, 2021, at 12:00 noon (IST)	Through Video Conferencing or other audio-visual means	NIL
3 <sup>rd</sup> AGM	September 28, 2022, at 10:00 am (IST)	Through Video Conferencing or other audio-visual means	Re-appointment of Ms. Rosemary Sebastian as an Independent Director of the Company for a second term of three consecutive years commencing from September 16, 2022 to September 15, 2025.
4 <sup>th</sup> AGM	September 27, 2023, at 11:00 am (IST)	Through Video Conferencing or other audio-visual means	Alteration of the Articles of Association of the Company.

The details of Extraordinary General Meetings convened during the year are as follows:

<b>Date and Time</b>	<b>Venue</b>	<b>Resolutions passed</b>
June 06, 2023, at 11:30 am (IST)	Through Video Conferencing or other audio-visual means through Microsoft Teams	<b>Special Resolutions</b> <ul style="list-style-type: none"> <li>• Re-appointment of Mr. V. Chandrasekaran as an Independent Director of the Company for second term of 3 (three) consecutive years commencing from July 22, 2023 to July 21, 2026.</li> <li>• Issuance and allotment of secured, unsecured rated, listed/unlisted, non-convertible debentures of the Company within the Board approved borrowing limits of INR 20,000 crore by one year.</li> <li>• Omnibus approval of Material Related Party Transactions with NIIF Infrastructure Finance Limited for FY 2023-24.</li> <li>• Omnibus approval of Material Related Party Transactions with Sumitomo Mitsui Banking Corporation for FY 2023-24.</li> </ul>
March 27, 2024, at 2:30 pm (IST)	Through Video Conferencing or other audio-visual means through Microsoft Teams	<b>Special Resolutions</b> <ul style="list-style-type: none"> <li>• Appointment of Mr. Padmanabh Sinha (DIN: 00101379) as a Non-Executive, Nominee Director of the Company.</li> <li>• Appointment of Mr. Nilesh Shrivastava (DIN: 09632942) as a Non-Executive, Nominee Director of the Company.</li> <li>• Omnibus approval of Material Related Party Transactions with NIIF Infrastructure Finance Limited for FY 2024-25.</li> <li>• Omnibus approval of Material Related Party Transactions with Sumitomo Mitsui Banking Corporation for FY 2024-25.</li> <li>• Shifting of Registered Office of the Company and consequent alteration of Memorandum of Association of the Company.</li> </ul>

### Details of resolutions passed through Postal Ballot:

As per Section 110 of the Companies Act, 2013 read with Rule 22 of the Companies (Management and Administration) Rules, 2014, during the year under review, no resolutions were passed by members of the Company through Postal Ballot during the FY 2023-24 nor does the Company propose to pass any special resolution through postal.

### Means of Communication

<b>Financial Results &amp; Other Communication</b>	Quarterly, half-yearly and annual financial results are intimated to the National Stock Exchanges of India Limited and are published in the prominent daily newspaper i.e. Financial Express. The results are also hosted on the website of the Company <a href="https://www.aseeminfra.in/">https://www.aseeminfra.in/</a>  A separate dedicated section 'Investors' is maintained on the website of the Company which keeps the investors updated on material developments in the Company. All the official news that carries material price sensitive information in addition to the same being sent to the stock exchange is also hosted on the Company's website.  The Annual Report of the Company is also hosted on the Company's website at <a href="https://www.aseeminfra.in/">https://www.aseeminfra.in/</a>
<b>Official news releases</b>	Official news releases including the investors presentation, if any, will be disseminated to the exchange and the same will also be hosted on the website of the Company <a href="https://www.aseeminfra.in/">https://www.aseeminfra.in/</a>
<b>Website</b>	All the information and disclosures required to be disseminated as per Regulation 62 of the SEBI Listing Regulations, Companies Act, 2013 and RBI guideline are being posted at Company's website <a href="https://www.aseeminfra.in/">https://www.aseeminfra.in/</a>
<b>Details of Debenture Trustee</b>	Catalyst Trusteeship Limited Windsor, 6 <sup>th</sup> Floor, Office No- 604, C.S.T. Road, Kalina, Santacruz (East), Mumbai – 400098 Contact: +91 22 4922 0555 Email: dt.mumbai@ctltrustee.com
<b>Details of the Registrar &amp; Share Transfer Agent</b>	KFin Technologies Limited (formerly known as Karvy Fintech Private Limited) Selenium Tower B, Plot 31-32, Gachibowli, Financial District, Nanakramguda, Hyderabad – 500 032 Contact: +91 40 6716 1602 Email: unlservices@kfintech.com
<b>Designated E-mail address for investor services</b>	To serve the investors better and as required under the SEBI Listing regulations, the designated e-mail address for investors complaints is <a href="mailto:info@aseeminfra.in">info@aseeminfra.in</a>
<b>Details of Compliance Officer</b>	Ms. Karishma Jhaveri Address: 907, 9 <sup>th</sup> Floor, Godrej BKC Avenue 3, G Block, Bandra Kurla Complex, Bandra East, Mumbai- 400051 Phone No.: + 022 69631000 Email: <a href="mailto:secretarial@aseeminfra.in">secretarial@aseeminfra.in</a>

### General Shareholder Information

<b>Date, Time and Venue of the 5<sup>th</sup> Annual General Meeting</b>	Friday, September 27, at 11:30 a.m. (IST) by way of video conferencing/ other audio-visual means.
<b>Financial Year</b>	2023-24
<b>Dividend Payment Date</b>	No dividend was declared or paid during the financial year 2023-24.
<b>Name and Address of Stock Exchanges where Company's securities are listed</b>	The Company issues non-convertible debentures on private placement basis and Commercial Papers, both of them are listed on National Stock Exchange Limited. Address: Exchange Plaza, C-1, Block G, Bandra Kurla Complex, Bandra (E), Mumbai – 400 051
<b>Listing fees</b>	Company's securities being listed on NSE, the Annual listing fees, as prescribed, have been paid to the exchange up to FY 2024-25.
<b>Stock code</b>	Since the securities of the Company are listed on NSE there is no stock code available on NSE.
<b>Market price data- high, low during each month in last financial year;</b>	Not applicable
<b>Performance in comparison to broad-based indices such as BSE sensex, CRISIL Index etc</b>	Not applicable
<b>In case the securities are suspended from trading, the directors report shall explain the reason thereof</b>	Not applicable

<b>Share Transfer System</b>	In terms of Regulation 40(1) of SEBI Listing Regulations, as amended from time to time, securities can only be transferred in dematerialized form with effect from April 1, 2019. Since, the Company was incorporated on May 23, 2019, it has been mandated to issue all the securities in dematerialized form. All the equity shares of the Company are in dematerialized form, hence, transfers of equity shares in electronic form takes place through the depositories without involvement of the Company.																				
<b>Shareholding pattern and distribution of shareholding as on March 31, 2024</b>	<table border="1"> <thead> <tr> <th>Name of the shareholders</th> <th>No. of Equity Shares</th> <th>No. of CCPS</th> <th>Shareholding per cent (%)</th> </tr> </thead> <tbody> <tr> <td>National Investment and Infrastructure Fund Limited, in its capacity as the Investment Manager of National Investment and Infrastructure Fund II together with its nominees</td> <td>1,40,56,37,939</td> <td>-</td> <td>59.05</td> </tr> <tr> <td>The President of India represented by and acting through the Secretary, Department of Economic Affairs, Ministry of Finance, Government of India (GoI)</td> <td>73,68,89,692</td> <td>-</td> <td>30.95</td> </tr> <tr> <td>Sumitomo Mitsui Banking Corporation</td> <td>23,80,58,625</td> <td>-</td> <td>10.00</td> </tr> <tr> <td>Total</td> <td>2,38,05,86,256</td> <td>-</td> <td>100.00</td> </tr> </tbody> </table>	Name of the shareholders	No. of Equity Shares	No. of CCPS	Shareholding per cent (%)	National Investment and Infrastructure Fund Limited, in its capacity as the Investment Manager of National Investment and Infrastructure Fund II together with its nominees	1,40,56,37,939	-	59.05	The President of India represented by and acting through the Secretary, Department of Economic Affairs, Ministry of Finance, Government of India (GoI)	73,68,89,692	-	30.95	Sumitomo Mitsui Banking Corporation	23,80,58,625	-	10.00	Total	2,38,05,86,256	-	100.00
Name of the shareholders	No. of Equity Shares	No. of CCPS	Shareholding per cent (%)																		
National Investment and Infrastructure Fund Limited, in its capacity as the Investment Manager of National Investment and Infrastructure Fund II together with its nominees	1,40,56,37,939	-	59.05																		
The President of India represented by and acting through the Secretary, Department of Economic Affairs, Ministry of Finance, Government of India (GoI)	73,68,89,692	-	30.95																		
Sumitomo Mitsui Banking Corporation	23,80,58,625	-	10.00																		
Total	2,38,05,86,256	-	100.00																		
<b>Dematerialization of shares and liquidity</b>	All the Equity Shares of the Company are held in dematerialized form. ISIN allotted to the Company for Equity shares is INE0AD501013. The Company also issues Non-Convertible Debentures (NCD's) in dematerialized form.																				
<b>Outstanding global depository receipts or american depository receipts or warrants or any convertible instruments, conversion date and likely impact on equity;</b>	Not Applicable																				
<b>Commodity price risk or foreign exchange risk and hedging activities;</b>	The Company does not deal in any commodity and there were no related foreign exchange earnings/ outgo. Hence, the Company is not directly exposed to any commodity price and foreign exchange risk. There is no foreign exchange borrowings outstanding as on March 31, 2024.																				
<b>Plant locations</b>	Not Applicable																				
<b>List of all credit ratings obtained by the entity along with any revisions thereto during the relevant financial year, for all debt instruments of such entity or any fixed deposit programme or any scheme or proposal of the listed entity involving mobilization of funds, whether in India or abroad.</b>	The details pertaining to the credit ratings obtained by the Company is furnished in the Directors' Report which forms part of the Annual Report.																				
<b>Corporate Identification Number (CIN) / Registration no. of the Company as per Companies Act with the Registrar of Companies</b>	U65990MH2019PLC325794																				
<b>Permanent Account Number (PAN)</b>	AASCA3238P																				
<b>Address for correspondence</b>	Investors and shareholders can either write to the Debenture Trustee or the Registrar & Share Transfer Agent or write to the Company at: 907, 9 <sup>th</sup> Floor, Godrej BKC Avenue 3, G Block, Bandra Kurla Complex, Bandra East, Mumbai- 400051 Phone No.: + 022 69631000 Email: secretarial@aseeminfra.in Website: www.aseeminfra.in																				
<b>Transfer of Unclaimed / Unpaid Amounts to the Investor Education and Protection Fund</b>	During the year under review, no amount was due for transfer to Investor Education and Protection Fund.																				
<b>Registration / license/ authorization, obtained from other financial sector regulators</b>	RBI's certificate of Registration no. N.13.02382 dated January 28, 2020																				
<b>Area and country of operation</b>	India																				

**OTHER DISCLOSURES**

Particulars	Details										
a. <b>Disclosures on Materially Significant Related Party Transactions that may have potential conflict with the interests of the Company</b>	During the year under review the Company did not enter into any material related party transaction that could have a potential conflict with the interest of the Company. Further, the details of Related Party Transactions are furnished in the Directors' Report forming part of this Annual Report.										
b. <b>details of non-compliance by the listed entity, penalties, strictures imposed on the listed entity by stock exchange(s) or the board or any statutory authority, on any matter related to capital markets, during the last three years;</b>	Fine of INR 5,000 (Rupees Five Thousand) levied by NSE for non-filing of prior intimation of holding Board Meeting wherein financial results of the Company was considered and approved under Regulation 50(1) of SEBI (Listing Regulations). The Company has paid the requisite fine and has taken appropriate steps to ensure that the same is not repeated.										
c. <b>details of establishment of vigil mechanism / whistle blower policy, and affirmation that no personnel has been denied access to the audit committee</b>	The Company has a Whistle Blower Policy and has established necessary Vigil Mechanism for Directors and employees to report their concerns about unethical behaviour. No person has been denied access to the Audit Committee.										
d. <b>details of compliance with mandatory requirements and adoption of the non-mandatory requirements</b>	Details of compliance with mandatory and non-mandatory requirements are mentioned hereinbelow.										
e. <b>web link where policy for determining 'material' subsidiaries is disclosed</b>	The Company does not have any subsidiary company.										
f. <b>web link where policy on dealing with related party transactions</b>	The Company's policy on dealing with the related party transactions is in place and the same is displayed on the website of the Company <a href="http://www.aseeminfra.in">www.aseeminfra.in</a>										
g. <b>disclosure of commodity price risks and commodity hedging activities.</b>	The Company does not deal in any commodity and there were no related foreign exchange earnings/ outgo. Hence, the Company is not directly exposed to any commodity price and foreign exchange risk. The Company does not enter into hedging activities.										
h. <b>Details of utilization of funds raised through preferential allotment or qualified institutions placement as specified under Regulation 32 (7A).</b>	Not Applicable										
i. <b>certificate from a company secretary in practice that none of the directors on the board of the company have been debarred or disqualified from being appointed or continuing as directors of companies by the Board/Ministry of Corporate Affairs or any such statutory authority.</b>	The Company has received a certificate from M/s. Rathi & Associates, Practicing Company Secretary, to the effect that none of the directors on the Board of the Company has been debarred or disqualified from being appointed or continuing as director of the Company by SEBI/Ministry of Corporate Affairs or such other statutory authority. The said certificate has been enclosed as <b>Annexure V</b> .										
j. <b>where the board had not accepted any recommendation of any committee of the board which is mandatorily required, in the relevant financial year, the same to be disclosed along with reasons thereof</b>	During the financial year under review, all the mandatorily required recommendations of the various Committees were accepted by the Board.										
k. <b>total fees for all services paid by the listed entity and its subsidiaries, on a consolidated basis, to the statutory auditor and all entities in the network firm/ network entity of which the statutory auditor is a part</b>	<p>M/s. B. K. Khare &amp; Co., Chartered Accountants, having FRN 105102W Statutory Auditors of the Company have been paid the following the Statutory Fees the details of which are furnished below:</p> <table border="1" style="width: 100%; border-collapse: collapse;"> <thead> <tr> <th style="text-align: left;">Particulars</th> <th style="text-align: right;">Amount*</th> </tr> </thead> <tbody> <tr> <td>Statutory Audit Fees</td> <td style="text-align: right;">INR 17.00 lacs</td> </tr> <tr> <td>Tax Audit</td> <td style="text-align: right;">INR 1.75 lacs</td> </tr> <tr> <td>Other services</td> <td style="text-align: right;">INR 12.12 lacs</td> </tr> <tr> <td><b>Total</b></td> <td style="text-align: right;"><b>INR 30.87 lacs</b></td> </tr> </tbody> </table> <p>* Amounts are excluding indirect taxes</p>	Particulars	Amount*	Statutory Audit Fees	INR 17.00 lacs	Tax Audit	INR 1.75 lacs	Other services	INR 12.12 lacs	<b>Total</b>	<b>INR 30.87 lacs</b>
Particulars	Amount*										
Statutory Audit Fees	INR 17.00 lacs										
Tax Audit	INR 1.75 lacs										
Other services	INR 12.12 lacs										
<b>Total</b>	<b>INR 30.87 lacs</b>										
l. <b>disclosures in relation to the Sexual Harassment of Women at Workplace (Prevention, Prohibition and Redressal) Act, 2013</b>	<table border="1" style="width: 100%; border-collapse: collapse;"> <thead> <tr> <th style="text-align: center;">No. of complaints filed during the financial year</th> <th style="text-align: center;">No. of complaints disposed of during the financial year</th> <th style="text-align: center;">No. of complaints pending as on the end of the financial year</th> </tr> </thead> <tbody> <tr> <td style="text-align: center;">Nil</td> <td style="text-align: center;">Nil</td> <td style="text-align: center;">Nil</td> </tr> </tbody> </table>	No. of complaints filed during the financial year	No. of complaints disposed of during the financial year	No. of complaints pending as on the end of the financial year	Nil	Nil	Nil				
No. of complaints filed during the financial year	No. of complaints disposed of during the financial year	No. of complaints pending as on the end of the financial year									
Nil	Nil	Nil									
m. <b>disclosure by listed entity and its subsidiaries of 'Loans and advances in the nature of loans to firms/ companies in which directors are interested by name and amount</b>	NIL										
n. <b>Details of material subsidiaries of the listed entity; including the date and place of incorporation and the name and date of appointment of the statutory auditors of such subsidiaries</b>	The Company does not have subsidiary, hence not applicable.										



- o. Non-compliance of any requirement of corporate governance report of sub-paras above, with reasons thereof shall be disclosed: **Not Applicable**

- p. **The disclosures of the compliance with corporate governance requirements specified in Regulation 17 to 27 and clauses (a) to (i) of Regulation 62(1A) of SEBI Listing Regulations shall be made in the section on corporate governance of the annual report.**

As on March 31, 2024, the Company is in compliance with all the mandatory requirements specified in Regulation 17 to 27 and clauses (a) to (i) of Regulation 62(1A) of SEBI Listing Regulations.

- q. **The corporate governance report shall also disclose the extent to which the discretionary requirements as specified in Part E of Schedule II have been adopted**

The Company has complied with all the mandatory requirements of the SEBI Listing Regulations applicable to the Company being a High Value Debt Listed Company. The Company has also complied with the discretionary requirements as under:

- **Modified opinion(s) in audit report**  
The Company confirms that its financial statements have unmodified audit opinion.
- **Reporting of internal auditor**  
The Head of Internal Audit and the co-sourced partner for assisting internal audit function of the Company directly reports to the Audit Committee.
- **Separate posts of Chairperson and the Chief Executive Officer**  
The Company had appointed separate persons to the post of the Chairperson and the Chief Executive Officer, such that the Chairperson shall be a Non-Executive Director; and not be related to the Chief Executive Officer as per the definition of the term "relative" defined under the Companies Act, 2013.

However, post resignation of Mr. Surya Prakash Rao Pendyala from the position of Chairperson and Non-Executive Nominee Director of the Company, the Company does not have a designated Chairperson.

- r. **Declaration signed by the Chief Executive Officer stating that the members of board of directors and senior management personnel have affirmed compliance with the code of conduct of board of directors and senior management**

The SEBI Listing Regulations requires listed companies to lay down a code of conduct for its directors and senior management, incorporating duties of directors prescribed in the Act. Accordingly, the Company has a Board approved Code of Conduct for Board members and senior management of the Company. This code has been placed on the Company's website and can be accessed at [www.aseeminfra.in](http://www.aseeminfra.in)

All the Directors on the Board and Senior Management Personnel of the Company have affirmed compliance with the code of conduct as adopted by the Company. A declaration signed by the Chief Executive Officer to this effect is reproduced at the end of this report and marked as **Annexure VI**.

- s. **Compliance certificate from either the auditors or practicing company secretaries regarding compliance of conditions of corporate governance shall be annexed with the directors' report.**

The compliance certificate obtained from M/s. Mehta & Mehta, Practicing Company Secretaries regarding compliance with the provisions relating to corporate governance laid down under the SEBI Listing Regulations. This certificate is annexed as **Annexure VII**.

- t. **Disclosures with respect to demat suspense account/unclaimed suspense account:**

Not Applicable.

- u. **Disclosure of certain types of agreements binding listed entities:**

Not Applicable.

## ANNEXURE V

### CERTIFICATE ON NON-DISQUALIFICATION OF DIRECTORS

(Pursuant to Schedule V Para C Clause 10(i) of the SEBI (Listing Obligations and Disclosure Requirements) Regulations, 2015)

To,  
The Members,  
**Aseem Infrastructure Finance Limited**  
UTI Tower, GN Block, 4<sup>th</sup> Floor,  
Bandra Kurla Complex,  
Mumbai - 400051

We have examined the relevant registers, records, forms, returns and disclosures received from the Directors of **Aseem Infrastructure Finance Limited** (CIN: U65990MH2019PLC325794) and having registered office at UTI Tower, GN Block, 4<sup>th</sup> Floor, Bandra Kurla Complex, Mumbai – 400 051 (hereinafter referred to as **‘the Company’**), produced before us by the Company for the purpose of issuing this Certificate, in accordance with Circular No. NSE/CML/2022/01 dated January 7, 2022 issued by the National Stock Exchange of India Limited read with Schedule V Para C Sub Clause 10(i) of the Securities Exchange Board of India (Listing Obligations and Disclosure Requirements) Regulations, 2015.

In our opinion and to the best of our information and according to the verifications (including Directors Identification Number (DIN) status at the portal [www.mca.gov.in](http://www.mca.gov.in)) and as considered necessary and explanations furnished to us by the Company & its officers, we hereby certify that none of the Directors on the Board of the Company as stated below for the Financial Year ending on March 31, 2024 have been debarred or disqualified from being appointed or continuing as Directors of companies by the Securities and Exchange Board of India, Ministry of Corporate Affairs or any such other Statutory Authority.

Sr. No.	Name of the Director	DIN	Nature of Directorship	Date of Appointment in the Company
1	#Mr. Padmanabh Sinha	00101379	Non-Executive, Nominee Director	02/02/2024
2	# Mr.Nilesh Shrivastava	09632942	Non-Executive, Nominee Director	02/02/2024
3	Mr. Saurabh Jain	02052518	Non-Executive, Nominee Director	23/05/2019
4	Mr. Venkatadri Chandrasekaran	03126243	Non-Executive - Independent Director	22/07/2020
5	Ms. Rosemary Sebastian	07938489	Non-Executive - Independent Director	16/09/2020
6	Mr. Prashant Kumar Ghose	00034945	Non-Executive - Independent Director	12/01/2023
7	*Mr. Surya Prakash Rao Pendyala	02888802	Non-Executive, Nominee Director	23/05/2019
8	*Mr. Rajiv Dhar	00073997	Non-Executive, Nominee Director	23/05/2019

# Mr. Padmanabh Sinha was appointed as the Non-Executive, Nominee Director of the Company w.e.f. February 2, 2024.

# Mr. Nilesh Shrivastava was appointed as the Non-Executive, Nominee Director of the Company w.e.f. February 2, 2024.

\* Mr. Surya Prakash Rao resigned from the post of Chairperson, Non-Executive Nominee Director of the Company w.e.f. November 30, 2023.

\* Mr. Rajiv Dhar was resign from the post of Non-Executive Director of the Company w.e.f. March 31, 2024.

Ensuring the eligibility for the appointment / continuity of every Director on the Board is the responsibility of the management of the Company. Our responsibility is to express an opinion on these based on our verification.

This certificate is neither an assurance as to the future viability of the Company nor of the efficiency or effectiveness with which the management has conducted the affairs of the Company.

For **RATHI & ASSOCIATES**  
COMPANY SECRETARIES

Date: July 29, 2024  
Place: Mumbai  
UDIN: F008568F000843701  
Peer Review Cert No: 668/2020

**NEHA R LAHOTY**  
PARTNER  
Membership. No: F8568  
COP. No: 10286

## ANNEXURE VI

### Declaration by Chief Executive Officer

[Schedule V (Part D) of the SEBI (Listing Obligations and Disclosure Requirements) Regulations, 2015]

To,  
The Board of Directors,  
**Aseem Infrastructure Finance Limited**

I, Virender Pankaj, Chief Executive Officer of Aseem Infrastructure Finance Limited hereby declare that all the Board Members and Senior Managerial Personnel have affirmed compliance with the code of conduct of the Company laid down for them for the financial year ended March 31, 2024.

**Virender Pankaj**  
Chief Executive Officer

Place: Mumbai  
Date: July 30, 2024

## ANNEXURE VII

### CERTIFICATE ON CORPORATE GOVERNANCE

To,  
The Members,  
**ASEEM INFRASTRUCTURE FINANCE LIMITED**  
UTI Tower, GN Block,  
4<sup>th</sup> Floor, Bandra Kurla Complex,  
Mumbai – 400051

We have examined the compliance of conditions of Corporate Governance by **Aseem Infrastructure Finance Limited** (hereinafter referred as “Company”) for the Financial year ended March 31, 2024 as prescribed under Regulations 17 to 27, clauses (a) to (i) of sub-regulation (1A) of regulation 62 and paras C, D and E of Schedule V of Securities and Exchange Board of India (Listing Obligations and Disclosure Requirements) Regulations, 2015 (hereinafter referred as “Listing Regulations”).

We state that compliance of conditions of Corporate Governance is the responsibility of the management, and our examination was limited to procedures and implementation thereof adopted by the Company for ensuring compliance with conditions of Corporate Governance. It is neither an audit nor an expression of opinion on the financial statements of the Company.

In our opinion, and to the best of our information and according to our examination of the relevant records and the explanations given to us, we certify that the Company has complied with the conditions of Corporate Governance as prescribed under Listing Regulations.

We further state that such compliance is neither an assurance as to the future viability of the Company nor the efficiency or effectiveness with which the management has conducted the affairs of the Company.

This certificate is issued solely for the purposes of complying with Listing Regulations and may not be suitable for any other purpose.

For **Mehta & Mehta,**  
Company Secretaries  
(ICSI Unique Code P1996MH007500)  
(Peer Review Certificate No. 3686/2023)

Ashwini Inamdar  
Partner  
FCS No: 9409  
CP No.: 11226  
Place: Mumbai  
Date: 29-07-2024

UDIN: F009409F000843451

## Annexure A

# Management Discussion and Analysis

## Highlights of the year that went by

FY24 marked yet another milestone for Aseem with a profitability focused approach, yielding a double-digit RoE of 10.1% for the first time. Our Profit After Tax for the year was INR 205.3 Cr. (y-o-y growth of 40.7%) Assets Under Management (AUM) stood at INR 13,609 Cr. Our singular focus on asset quality continued, with the portfolio continuing to have Zero NPAs and a weighted average external rating of A+.

## I. Industry Section

### Macro-Economic Overview

On the macro-economic front, India registered a robust growth post the pandemic with the GDP growing at 8.2% for FY24. The demand side remained buoyant aided by moderation in inflation, and the supply side kept pace with pick up in manufacturing and construction activities. On the global front, last year was also one of caution, emanating primarily from ongoing geo-political tensions as well as various central banks' efforts to contain inflation. In this backdrop, the Indian financial sector has largely remained stable. India solidified its position as the fifth-largest economy in the world, on the back of strong domestic demand and increased investments, aided by moderate inflation, and a stable interest rate environment. The coming year looks promising, with a projected GDP growth of 7.2%<sup>1</sup> on the back of strong public spending, private capital expenditure, rising private consumption, thrust on infrastructure investments and robust credit growth.

<sup>1</sup> Source: RBI

### Industry Overview

Government of India's efforts on developing India's infrastructure is evident from the rise in budgetary allocation towards capital expenditure, underlined by a 5x growth in allocation from INR 2,270 Bn. in FY15 to INR 11,111 Bn. in FY25. The ambitious plan laid out by way of the National Infrastructure Pipeline, aims to inject significant capital into key areas such as energy, roads, railways, and urban development, stimulating associated industries and boosting the economy. Emphasis is placed on expanding public digital infrastructure, promoting clean and renewable energy projects, and establishing resilient urban infrastructure. GOI's efforts are aimed not only at enhancing our global competitiveness but also in elevating the standard of living of its people.

India currently has an installed renewable energy capacity of ~18.5 GW taking the cumulative installed capacity to 191 GW as of March 2024. This is expected to grow to 500 GW by 2030.

Progress in transportation segment has been remarkable over the last decade, reflecting a significant increase in pace of construction of highways. Since 2014, there has been ~500% increase in budgetary allocation towards road transport and highways. The national highways network has grown by over 60% in the last decade from 91 lakh kms to 146 lakh kms. FY24 witnessed the highest ever FASTAG toll collections of ~INR 648 Bn. Aviation landscape has evolved with 158 operational airports of which 84 were constructed over the last decade, and the launch of UDAN scheme contributing to enhanced connectivity and accessibility across the country.

Emerging sectors like electric-mobility, data centres, urban green public transport, offers strong growth potential. Sustainability has emerged as a pivotal focus across industries, driven by the urgent need to address climate change and instability. All these developments present a diverse array of business opportunities for us, contributing to India's comprehensive infrastructure development goals and sustainable growth agenda

### Opportunity Landscape

The thrust for infrastructure development is at unprecedented levels and the potential it offers is immense. Of the total planned infrastructure spend, ~26% is expected to be towards green and climate positive sectors. This augurs very well for infrastructure lenders, wherein Aseem is playing a pivotal role.

Newer avenues in renewables sector like round the clock power, battery energy storage systems, FDRE, continued evolution of C&I power etc. present exciting growth opportunities for Aseem to leverage its expertise and provide market leading solutions. The anticipated revival of BOT Toll model, besides increased pace of monetization by NHAI in the coming years can open further opportunities for funding in roads sector.

Opportunities from new age sectors and business models such as e-mobility, green hydrogen, energy storage solutions, etc. are also expected to gather momentum. As a specialized infrastructure lender, Aseem will continue to be nimble footed and build expertise in emerging sectors to be at the forefront of their evolution.

The impact of policy continuity in infrastructure space over the past decade has been a clear pillar of growth for the sector. In the renewable energy segment, ALM policy is expected to provide a boost to domestic manufacturing in medium and long term.

The interest rate scenario needs to be watched out for, with all central banks acting with caution, playing a tight balance between rates, growth and setting off inflationary triggers. Softening rates can give impetus to private sector participation in the capex momentum. However, escalations in geo-political tensions and global economic events need to be closely monitored for any unexpected movements in the rates cycle.

Infrastructure financing is a specialist business requiring deep domain expertise, knowledge driven structuring and hands-on monitoring. Predictability and consistency in regulations are essential to provide a stable, long-term outlook to attract global investments. However, with concerted efforts from the government, private sector participation, and continued reforms, India is poised to navigate through any constraints and emerge as a leader in the infrastructure sector.

## II. Business Section

### Diversified Portfolio

Aseem's portfolio is diversified across 13 sectors, and it persistently focused on fortifying its core strengths in Climate Positive funding, and Transportation throughout the year. Climate Positive funding remains the cornerstone of Aseem's strategy, with more than 50% of the book being towards green energy financing. Simultaneously, the company has progressively diversified exposure in emerging sectors such as e-mobility, biomass-based energy projects, data centres, etc.

### Growth Outlook

Aseem shall look to further build on its reputation as a provider of innovative and bespoke financing solutions. Aseem partners with various players across diversified sectors with aligned objectives to transform the nation, while supporting the clients across the entire project life cycle. It shall remain committed to furthering its contribution to the nation's green energy objectives while maintaining its focus on profitability and best in class asset quality.

### Risk Management

Aseem aspires to deliver sustainable growth to its stakeholders with utmost commitment to asset quality. Aseem has a robust framework for management of various types of risks, viz, credit risk, interest rate risk, asset liability risk, market risk and reputation risk. It has put in place an active portfolio monitoring system (including early warning systems) under the guidance of its board, management and committees. Driven by the global emphasis on sustainable

growth, Aseem has given seminal place to Environment, Social and Governance (ESG) framework in its overall risk assessment. ~47% of Aseem's portfolio saw an external rating upgrade, post initial sanction. Weighted average external rating of the portfolio as on March 31, 2024, was 'A+'. Aseem shall continue its focus on adaptability, proactive asset management and diversification.

## Internal Control Systems

### Internal Financial Controls

Aseem's internal controls have been designed to ensure appropriate accounting controls, substantiation of financial statements and adherence to the requirements of the accounting standards (Ind AS) and the GAAP, safeguarding of resources, prevention and detection of frauds and errors, ensuring operating effectiveness, reliability of financial reporting, compliance with applicable regulations and relevant matters covered under section 134(5)(e) of the Companies Act 2013. These Internal controls are commensurate with the business requirements, its scale of operations and applicable statutes to ensure orderly and efficient conduct of business and ensuring governance.

Following practices have been adopted by Aseem to strengthen overall control during FY24:

- Management testing of controls has been conducted for all key processes to check their operating effectiveness. Periodic reviews were regularly communicated to the management and monitoring of control activities was undertaken on an ongoing basis.
- The Internal Audit team has also reviewed these control activities as per procedures agreed upon. Prompt remedial action has been undertaken wherever warranted.

There are no material observations pertaining to internal financial controls outstanding as on March 31, 2024. Based on the above, the management believes that Internal Financial Controls are adequate and are operating effectively.

### Internal Audit

The internal audit function of Aseem has adopted a risk based internal audit approach in accordance with the RBI guidelines issued on February 03, 2021. The internal auditors are also guided by International Internal Audit Standards issued by the Institute of Internal Auditors (IIA) and Standards & Guidance Notes issued by the Institute of Chartered Accountants of India (ICAI) along with guidelines issued under section 138 of the Companies Act 2013, read with Rule 13 of the Companies (Accounts) Rules, 2014, SEBI guidelines, etc., as amended and notified from time to time. The internal audit function operates under the supervision of the Head – Internal Audit. Any significant observations emanating out of

audits along with the remedial action plan are reported to the Audit Committee of the Board, on a periodical basis.

The internal audits are carried out with assistance from a reputed external international audit firm with specialist professionals across all functions of the Company. The internal auditors, through their expertise, also independently review the adequacy and effectiveness of Aseem's governance, internal controls, and risk management practices.

### Information Technology

The Company recognizes information technology as a pivotal business enabler and allocates significant resources and senior-level bandwidth to developing and maintaining a robust technology and information security ecosystem. Several application software implemented by the company have been operational and value-additive to the objectives of the Company. The Loan Management System, Financial Accounting System and the recently implemented Treasury Management System continue to be enhanced considering the evolving business needs. An Information Security audit was conducted during the year and processes have been enhanced where needed.

As a strategy, the company, shall continue to review its information technology environment from a long-term perspective to ensure that it meets growing needs of business while maintaining its competitive edge and protecting itself from cyber security threats.

## III. Discussion on Financial Performance

### Summary of Consolidated<sup>1</sup> Financial Performance

Consolidated total comprehensive income of the group for the year ended March 31, 2024, was INR 30,194.08 lacs and the group net worth as at that date was INR 3,26,090.63 lacs.

*1 - NIIF Infrastructure Finance Limited (NIIF IFL) is an Associate company, wherein AIFL holds 30.8% of total equity. The consolidated financial results of the Group accordingly include the share of profit of AIFL in NIIF IFL, consolidated per the equity method.*

### Standalone Financial Performance

A summary of Aseem's financial performance for the year ended 31<sup>st</sup> March 2024 and comparison with previous year is as under:

#### Income:

Total revenue for FY24 was INR 1,19,570.15 lacs (INR 78,911.95 lacs for FY23), registering a year-on-year growth of 52%. Interest income, which constitutes the largest component of the revenue, stood at INR 1,15,829.60 lacs for the year.

#### Expenses:

Total expenses for FY24 were INR 92,827.87 lacs (INR 60,070.59 lacs for FY23). Excluding impairment provision on the credit book, the operating costs were INR 5,699.79 lacs (INR 2,762.45 lacs for FY23),

Finance costs were at INR 86,000.87 lacs (INR 53,969.25 lacs for FY23) in respect of the borrowings of the Company.

All the loan assets of the Company are Standard Assets, and the average portfolio rating is A+. Aseem conservatively provides for impairment provision on the loan book at 0.70%, as against the RBI IRAC requirement of 0.40%. Provisions stood at INR 1,127.21 lacs for FY24. Impairment provisions required as of March 31, 2024, as per the Expected Credit Loss methodology were significantly lower at 0.09%.

#### Profit After Tax:

Profit after Tax was INR 20,533.06 lacs, up from INR 14,590.28 lacs for FY23. This signified a growth of 41% over the previous year. Aseem adopts the lower rate of income tax under section 115BAA of the income Tax Act, 1961.

#### Balance Sheet

Total balance sheet grew to INR 14,61,590.53 lacs from INR 12,88,714.66 lacs in FY23. Networth of the Company increased to INR 3,00,526.37 lacs from INR 2,79,986.86 lacs over the same period.

Aseem has a diversified secured liability portfolio, including borrowings from banks by way of term loans; Non-Convertible Debentures (NCDs) issuances subscribed by banks, financial institutions, mutual funds, insurance companies and HNIs. The total borrowings stood at INR 11,55,605.81 lacs as at March 31, 2024 (INR 10,04,244.09 for FY23). Effective asset and liability management is at the core of the Company's liability strategy.

The total loan book stood at INR 13,15,614.08 lacs as at March 31, 2024 (INR 11,46,306.94 for FY23).

#### Capital Structure

There were no changes in the capital structure of the Company during FY24.

There was no change in the authorized or issued, subscribed, and paid-up share capital of the Company during the financial year ended March 31, 2024. The details with respect of share capital are provided in the Director's Report forming part of this Annual Report.

#### Human Resources

Talent is the biggest anchor and differentiator for our organization. Our people, their diverse skill sets, proven expertise, and deep industry knowledge constitute our human capital. During the year, we continued strengthening our teams across functions. As on March 31, 2024, the Company had 55 employees. Our gender ratio improved, and women employees now constitute 35% of the total workforce.

Meritocracy, Collaboration, Growth & Development and Care are cornerstone to our people agenda.

Well-being of our employees remained a focus area for us, and the Company introduced several initiatives to focus on physical and mental wellness of the employees. The launch of NIRAMAYA, a wellness app, Stepathlon, etc. are examples of initiatives launched with a focus on holistic health and wellness of our employees.

Our open and inclusive work environment fosters innovation and team spirit to help team members grow and realize their true potential. Team meetings and townhall meetings by our CEO enabled employees to be aligned with the Company's vision, get clarification on various matters, or bring to the management's notice any concerns. The various departments continued to work in close collaboration to achieve the organization goals.

The Company continued its efforts around talent development. We initiated customised learning interventions to focus on behavioural and technical skills both. The Company launched BODHI TREE, its Learning Management System, to enable learning at the fingertips of employees. The employees were nominated to attend specific Industry conferences to enhance their domain knowledge. The

culture of learning and development fostered by the Company has continuously encouraged the employees to enhance their skill sets and expand their knowledge. The employees leveraged the Professional Development Policy of the Company and enrolled in courses which would help enhance their skill sets.

In addition to the formal trainings, initiatives such as outbound trainings on team building and sports tournament, fitness challenges and engagement initiatives were also organized to further strengthen team bonding.

To build a talent pipeline, the Company hired Management Trainees from premier colleges. The Company has institutionalized a succession planning framework to identify and groom leaders for next level roles.

The Company believes in competitive compensation for employees and their long-term association with the organization. The Company has formulated a Long-Term Incentive Plan under which units, which are eligible for settlement in cash, have been granted to all eligible employees as per the plan.



# Independent Auditors' Report

To the members of **Aseem Infrastructure Finance Limited**

## Report on the audit of the Consolidated Financial Statements

### Opinion

We have audited the accompanying Consolidated Financial Statements of Aseem Infrastructure Finance Limited (hereinafter referred to as "the Company" or "Holding Company"), which includes the Company's share of profit from its Associate which comprise the consolidated Balance Sheet as at March 31, 2024, the consolidated Statement of Profit and Loss including Other Comprehensive Income, the consolidated Statement of Changes in Equity and the consolidated Statement of Cash Flows for the year then ended, and notes to the Consolidated Financial Statements, including a summary of material accounting policies and other explanatory information (hereinafter referred to as "the Consolidated Financial Statements").

In our opinion and to the best of our information and according to the explanations given to us and based on the consideration of report of the other auditor on separate financial statements of the Associate, referred to in the Other Matters section below, the aforesaid Consolidated Financial Statements give the information required by the Companies Act, 2013 ("the Act") in the manner so required and give a true and fair view in conformity with Indian Accounting Standards prescribed under Section 133 of the Act read with the Companies (Indian Accounting Standards) Rules, 2015, as amended ("Ind AS") and other accounting principles generally accepted in India, of the consolidated state of affairs of the Company and its Associate as at March 31, 2024, its consolidated profit, consolidated total comprehensive income, its consolidated changes in equity and its consolidated cash flows for the year ended on that date.

### Basis for Opinion

We conducted our audit of the Consolidated Financial Statements in accordance with the Standards on Auditing (SAs) specified under Section 143(10) of the Act. Our responsibilities under those Standards are further described in the 'Auditors' Responsibilities for the audit of the Consolidated Financial Statements' section of our report. We are independent of the company and its Associate in accordance with the Code of Ethics issued by the Institute of Chartered Accountants of India ("the ICAI") together with the ethical requirements that are relevant to our audit of the Consolidated Financial Statements under the provisions of the Act and the Rules made thereunder, and we have fulfilled our other ethical responsibilities in accordance with these requirements and the ICAI's Code of Ethics. We believe that the audit evidence obtained by us and the audit evidence obtained by the other auditor in terms of their reports referred to in the sub-paragraphs (a) and (b) of the Other Matters section below is sufficient and appropriate to provide a basis for our audit opinion on the Consolidated Financial Statements.

### Key Audit Matters

Key audit matters are those matters that, in our professional judgment, were of most significance in our audit of the Consolidated Financial Statements for the year ended March 31, 2024. These matters were addressed in the context of our audit of the Consolidated Financial Statements as a whole, and in forming our opinion thereon, and we do not provide a separate opinion on these matters.

We have determined the matters described below to be the key audit matters to be communicated in our report. The results of audit procedures performed by us and by other auditors of components not audited by us, as reported by them in their audit reports furnished to us by the management, including those procedures performed to address the matters below, provide the basis for our audit opinion on the accompanying Consolidated Financial Statements.

#### Key Audit Matters

##### Impairment of financial instruments (expected credit losses) (as described in Note 35A(1)(b) of the Consolidated Financial Statements)

Ind AS 109 requires the Company to provide for impairment of its loan receivables (financial instruments) using the expected credit losses (ECL) approach. ECL involves an estimation of probability weighted loss on financial instruments over their life, considering reasonable and supportable information about past events, current conditions, and forecasts of future economic conditions which could impact the credit quality of the Company's loans and advances.

In the process, a significant degree of judgement has been applied by the management for defining qualitative/ quantitative thresholds for 'significant increase in credit risk' ("SICR") and 'default'.

#### How our audit addressed the Key Audit Matter

- Our audit procedures included considering the Company's accounting policies for impairment of loan receivables and assessing compliance of the policies with Ind AS 109.
- Tested the assumptions used by the Company for staging of loan portfolio into various categories and default buckets for determining the Probability of default (PD) and Loss given default (LGD) rates.
- Tested the input data used for determining the PD and LGD rates and agreed the data with the underlying books of accounts and records.
- Tested the arithmetical accuracy of computation of ECL provision performed by the Company and its Associate.
- Read and assessed the disclosures included in the Consolidated Financial Statements in respect of expected credit losses with the requirements of Ind AS 107 and 109.

## Information other than the Financial Statements and Auditors' Report thereon

The Company's Board of Directors is responsible for the other information. The other information at the date of this Auditors' Report comprises the information included in the Board of Directors' Report, but does not include the Consolidated Financial Statements and our Auditors' Report thereon. Our opinion on the Consolidated Financial Statements does not cover the other information and we do not express any form of assurance conclusion thereon.

In connection with our audit of the Consolidated Financial Statements, our responsibility is to read the other information, compare with the Financial Statements of the Associate audited by the other auditors, to the extent it relates to those entities and, in doing so, place reliance on the work of the other auditors and consider whether such other information is materially inconsistent with the Consolidated Financial Statements or our knowledge obtained during the course of our audit or otherwise appears to be materially misstated. Other information so far as it relates to the Associate is traced from their financial statements audited by the other auditors.

If, based on the work we have performed, we conclude that there is a material misstatement of this other information, we are required to report that fact. We have nothing to report in this regard.

## Responsibilities of Management for the Consolidated Financial Statements

The Company's Board of Directors is responsible for the matters stated in Section 134(5) of the Act with respect to the preparation of these Consolidated Financial Statements that give a true and fair view of the consolidated financial position, consolidated financial performance including other comprehensive income, consolidated changes in equity and consolidated cash flows of the company including its Associate in accordance with the Ind AS and other accounting principles generally accepted in India. The respective Board of Directors of the company and its Associate are responsible for maintenance of adequate accounting records in accordance with the provisions of the Act for safeguarding of the assets of the company and of its Associate and for preventing and detecting frauds and other irregularities; selection and application of appropriate accounting policies; making judgments and estimates that are reasonable and prudent; and the design, implementation and maintenance of adequate internal financial controls, that were operating effectively for ensuring the accuracy and completeness of the accounting records, relevant to the preparation and presentation of the Consolidated Financial Statements that give a true and fair view and are free from material misstatement, whether due to fraud or error, which have been used for the purpose of preparation of the Consolidated Financial Statements by the Directors of the company, as aforesaid.

In preparing the Consolidated Financial Statements, Board of Directors of the company and of its Associate are responsible for assessing the ability of the entities to continue as a going concern, disclosing, as applicable, matters related to going concern and using the going concern basis of accounting unless the respective Board of Directors either intends to liquidate or cease operations, or has no realistic alternative but to do so.

Those respective Board of Directors of the company and of its Associate are also responsible for overseeing the financial reporting process of the company and of its Associate.

## Auditors' Responsibilities for the audit of the Consolidated Financial Statements

Our objectives are to obtain reasonable assurance about whether the Consolidated Financial Statements as a whole are free from material misstatement, whether due to fraud or error, and to issue an auditors' report that includes our opinion. Reasonable assurance is a high level of assurance, but is not a guarantee that an audit conducted in accordance with SAs will always detect a material misstatement when it exists. Misstatements can arise from fraud or error and are considered material if, individually or in the aggregate, they could reasonably be expected to influence the economic decisions of users taken on the basis of these Consolidated Financial Statements.

As part of an audit in accordance with SAs, we exercise professional judgment and maintain professional skepticism throughout the audit.

We also:

- Identify and assess the risks of material misstatement of the Consolidated Financial Statements, whether due to fraud or error, design and perform audit procedures responsive to those risks, and obtain audit evidence that is sufficient and appropriate to provide a basis for our opinion. The risk of not detecting a material misstatement resulting from fraud is higher than for one resulting from error, as fraud may involve collusion, forgery, intentional omissions, misrepresentations, or the override of internal control.
- Obtain an understanding of internal control relevant to the audit in order to design audit procedures that are appropriate in the circumstances. Under Section 143(3)(i) of the Act, we are also responsible for expressing our opinion on whether the Company has adequate internal financial controls system in place and the operating effectiveness of such controls.
- Evaluate the appropriateness of accounting policies used and the reasonableness of accounting estimates and related disclosures made by the management.

- Conclude on the appropriateness of management's use of the going concern basis of accounting and, based on the audit evidence obtained, whether a material uncertainty exists related to events or conditions that may cast significant doubt on the ability of the company and its Associate to continue as a going concern. If we conclude that a material uncertainty exists, we are required to draw attention in our auditors' report to the related disclosures in the Consolidated Financial Statements or, if such disclosures are inadequate, to modify our opinion. Our conclusions are based on the audit evidence obtained up to the date of our auditors' report. However, future events or conditions may cause the company and its Associate to cease to continue as a going concern.
- Evaluate the overall presentation, structure and content of the Consolidated Financial Statements, including the disclosures, and whether the Consolidated Financial Statements represent the underlying transactions and events in a manner that achieves fair presentation.
- Obtain sufficient appropriate audit evidence regarding the financial information of the company of which we are the independent auditors and whose financial information we have audited, to express an opinion on the Consolidated Financial Statements. We are responsible for the direction, supervision and performance of the audit of the Financial Statements of the company of which we are the independent auditors. For the Financial Statements of Associate included in the Consolidated Financial Statements, which have been audited by other auditor, such other auditor remains responsible for the direction, supervision and performance of the audits carried out by them. We remain solely responsible for our audit opinion.

Materiality is the magnitude of misstatements in the Consolidated Financial Statements that, individually or in aggregate, makes it probable that the economic decisions of a reasonably knowledgeable user of the Consolidated Financial Statements may be influenced. We consider quantitative materiality and qualitative factors in (i) planning the scope of our audit work and in evaluating the results of our work; and (ii) to evaluate the effect of any identified misstatements in the Consolidated Financial Statements.

We communicate with those charged with governance of the Company of which we are the independent auditors regarding, among other matters, the planned scope and timing of the audit and significant audit findings, including any significant deficiencies in internal control that we identify during our audit.

We also provide those charged with governance with a statement that we have complied with relevant ethical requirements regarding independence, and to communicate with them all relationships

and other matters that may reasonably be thought to bear on our independence, and where applicable, related safeguards.

From the matters communicated with those charged with governance, we determine those matters that were of most significance in the audit of the Consolidated Financial Statements for the financial year ended March 31, 2024 and are therefore the key audit matters. We describe these matters in our auditors' report unless law or regulation precludes public disclosure about the matter or when, in extremely rare circumstances, we determine that a matter should not be communicated in our report because the adverse consequences of doing so would reasonably be expected to outweigh the public interest benefits of such communication.

### Other Matters

We did not audit the financial statements and other financial information of NIIF Infrastructure Finance Limited ("Associate") which reflect Company's share of net profit of ₹12,961.10 lakhs

for the year ended March 31, 2024. These financial statements and other financial information have been audited by other auditors, which financial statements, other financial information and Auditors' Reports have been furnished to us by the management. Our opinion on the Consolidated Financial Statements, in so far as it relates to the amounts and disclosures included in respect of this Associate, and our report in terms of sub-sections (3) of Section 143 of the Act, in so far as it relates to the aforesaid Associate, is based solely on the reports of such other auditor.

Our opinion on the Consolidated Financial Statements, and our report on other Legal and Regulatory requirements, is not modified in respect of the above matters with respect to our reliance on the work performed and the reports of the other auditors and the financial statements and other financial information certified by the management.

### Report on other Legal and Regulatory requirements

1. As required by Clause 3(xxi) of the Companies (Auditor's Report) Order, 2020, we have considered the Auditors' Reports of the company included in the Consolidated Financial Statements. We have observed that there are no qualifications or adverse remarks by the auditor in its report under the Companies (Auditor's Report) Order, 2020.
2. As required by Section 143(3) of the Act, based on our audit and on the consideration of the reports of the other auditor on the separate financial information of the Associate referred to in the Other Matters section above we report, to the extent applicable that:
  - (a) We have sought and obtained all the information and explanations which to the best of our knowledge and

belief were necessary for the purposes of our audit of the aforesaid Consolidated Financial Statements.

- (b) In our opinion, proper books of account as required by law relating to preparation of the aforesaid Consolidated Financial Statements have been kept so far as it appears from our examination of those books and reports of the other auditors.
- (c) The Consolidated Balance Sheet, the Consolidated Statement of Profit and Loss including the Consolidated Statement of Other Comprehensive Income, the Consolidated Statement of Changes in Equity and the Consolidated Cash Flow Statement dealt with by this report are in agreement with the books of account maintained for the purpose of preparation of the Consolidated Financial Statements.
- (d) In our opinion, the aforesaid Consolidated Financial Statements comply with the Accounting Standards specified under Section 133 of the Act.
- (e) On the basis of the written representations received from the directors of the Company as on March 31, 2024 taken on record by the Board of Directors of the Company and the reports of the statutory auditor of its Associate company incorporated in India, none of the directors of the Company and its Associate company incorporated in India is disqualified as on March 31, 2024 from being appointed as a director in terms of Section 164(2) of the Act.
- (f) With respect to the adequacy of the internal financial controls with reference to financial statements and the operating effectiveness of such controls, refer to our separate report in Annexure A which is based on the auditors' reports of the Company and Associate and to the extent applicable. Our report expresses an unmodified opinion on the adequacy and operating effectiveness of internal financial controls with reference to financial statements of those companies.
- (g) The company has not paid or provided for managerial remuneration for the year ended March 31, 2024 under section 197 of the Act. Hence, provision of section 197 does not apply to the Company.
- (h) With respect to the other matters to be included in the Auditors' Report in accordance with Rule 11 of the Companies (Audit and Auditors) Rules, 2014, as amended, in our opinion and to the best of our information and according to the explanations given to us and based on the consideration of the reports of the

other auditor on separate financial statements as also the other financial information of the Associate, as noted in the 'Other Matter' paragraph:

- (i) The Company and its Associate do not have any pending litigations which would impact its financial position;
- (ii) The company and its Associate did not have any long-term contracts including derivative contracts for which there were any material foreseeable losses; and
- (iii) There were no amounts which were required to be transferred to the Investor Education and Protection Fund by the Company and its associate.
- (iv) (a) The managements of the company and its associate which is a company incorporated in India whose financial statements have been audited under the Act, have represented to us and the other auditors of such associate respectively that, to the best of their knowledge and belief, no funds have been advanced or loaned or invested (either from borrowed funds or share premium or any other sources or kind of funds) by the Company or associate to or in any other person(s) or entity(ies), including foreign entities ("Intermediaries"), with the understanding, whether recorded in writing or otherwise, that the Intermediary shall, whether, directly or indirectly, lend or invest in other persons or entities identified in any manner whatsoever by or on behalf of the Company or Associate ("Ultimate Beneficiaries") or provide any guarantee, security or the like on behalf of the Ultimate Beneficiaries;
- (b) The managements of the Company has represented to us, and the managements of the Associate which is a Company incorporated in India whose financial statements have been audited under the Act, has represented to the other auditors of such Associate that, to the best of their knowledge and belief, no funds have been received by the Company or any of such Associate from any person(s) or entity(ies) including foreign entities ("Funding Parties"), with the understanding, whether recorded in writing or otherwise, that the Company or its

Associate shall, whether, directly or indirectly, lend or invest in other persons or entities identified in any manner whatsoever by or on behalf of the Funding Party ("Ultimate Beneficiaries") or provide any guarantee, security or the like on behalf of the Ultimate Beneficiaries; and

- (c) Based on the audit procedures, that has been considered reasonable and appropriate in the circumstances, performed by us and those performed by the auditors of the Associate which is a company incorporated in India whose financial statements have been audited under the Act, nothing has come to our or other auditors' notice that has caused us or the other auditors to believe that the representations under sub-clause (a) and (b) contain any material misstatement.
- (v) The Company and its Associate have not declared and paid any dividend on equity shares during the year.
- (vi) (a) Based on our examination which included test checks, the Holding Company has used accounting software for maintaining its books of account which have feature of recording audit trail (edit log) facility and the same has operated throughout the year for all relevant transactions recorded in the software. Further, during the course of our

audit we did not come across any instance of audit trail feature being tampered with.

- (b) Based on examination which included test checks and those performed by the auditors of the associate company which is incorporated in India and whose financial statements has been audited under the Act, the associate company has used an accounting software for maintaining its books of account which has a feature of recording audit trail (edit log) facility and the same has operated throughout the year for all relevant transactions recorded in the software, except that the associate company did not use database feature to enable audit trail due to security and performance consideration. Further, during the course of audit, auditors of the above referred associate did not come across any instance of audit trail feature being tampered with.

For **B. K. Khare & Co.**

**Chartered Accountants**

Firm Registration No. 105102W

**Aniruddha Joshi**

Partner

Membership No. 040852

UDIN: 24040852BKCCDT7188

Place: Mumbai

Date: May 8, 2024

# Consolidated Balance Sheet

as at March 31, 2024

(All amounts are in ₹ Lakhs, unless otherwise stated)

Particulars	Note	As at March 31, 2024 (Audited)	As at March 31, 2023 (Audited)
<b>I. ASSETS</b>			
<b>1 Financial assets</b>			
(a) Cash and cash equivalents	4	47,630.89	49,503.46
(b) Loans	5	1,315,614.08	1,146,306.94
(c) Investments	6	120,617.38	107,672.41
(d) Other financial assets	7	265.97	390.47
<b>Total financial assets (A)</b>		<b>1,484,128.32</b>	<b>1,303,873.28</b>
<b>2 Non-financial assets</b>			
(a) Current tax assets (net)	8	4,732.34	363.68
(b) Property, plant and equipment	9A	588.28	36.86
(c) Capital Work-in-Progress	9B	-	7.25
(d) Intangible assets	9C	103.48	114.42
(e) Right of use assets	9D	1,674.52	2,124.16
(f) Other non-financial assets	10	249.89	132.97
<b>Total non-financial assets (B)</b>		<b>7,348.51</b>	<b>2,779.34</b>
<b>Total Assets (A+B)</b>		<b>1,491,476.83</b>	<b>1,306,652.62</b>
<b>II. LIABILITIES AND EQUITY</b>			
<b>Liabilities</b>			
<b>1 Financial liabilities</b>			
(a) Payables			
(i) Trade payables	11		
- Total outstanding dues of micro enterprises and small enterprises		2.09	2.65
- Total outstanding dues of creditors other than micro enterprises and small enterprises		21.50	12.35
(b) Debt Securities	12	207,852.85	216,664.24
(c) Borrowings (other than debt securities)	13	947,752.95	787,579.85
(d) Lease Liability	14	1,802.06	2,190.95
(e) Other financial liabilities	15	2,270.34	1,531.11
<b>Total financial liabilities (A)</b>		<b>1,159,701.79</b>	<b>1,007,981.15</b>
<b>2 Non-financial liabilities</b>			
(a) Provisions	16	1,091.20	540.24
(b) Deferred tax liabilities (net)	17	4,289.63	2,028.27
(c) Other non-financial liabilities	18	271.18	206.41
<b>Total non-financial liabilities (B)</b>		<b>5,652.01</b>	<b>2,774.92</b>
<b>3 Equity</b>			
(a) Equity share capital	19A	238,058.63	238,058.63
(b) Other equity	19B	88,064.40	57,837.92
<b>Total equity (C)</b>		<b>326,123.03</b>	<b>295,896.55</b>
<b>Total Liabilities and Equity (A+B+C)</b>		<b>1,491,476.83</b>	<b>1,306,652.62</b>

The accompanying notes form an integral part of the financial statements

As per our report of even date.

For **B. K. Khare & Co**  
Chartered Accountants  
ICAI Firm Registration No. 105102W

For and on behalf of the Board of Directors of  
**Aseem Infrastructure Finance Limited**

**Aniruddha Joshi**  
Partner  
Membership No : 040852

**Padmanabh Sinha**  
Director  
DIN:00101379

**Nilesh Shrivastava**  
Director  
DIN:09632942

Place: Mumbai  
Date: May 08, 2024

**Virender Pankaj**  
Chief Executive Officer

**Nilesh Sampat**  
Chief Financial Officer

**Karishma Pranav Jhaveri**  
Company Secretary

# Consolidated Statement of Profit and Loss

for the year ending March 31, 2024

(All amounts are in ₹ Lakhs, unless otherwise stated)

Particulars	Note	For the year ended March 31, 2024 (Audited)	For the year ended March 31, 2023 (Audited)
<b>Revenue from operations</b>			
Interest income	20	115,829.60	77,723.42
Fees and commission income	21	1,951.62	1,141.17
Net gain/(losses) on fair value changes	22	1,088.98	-
Net gains/(losses) on derecognition of financial assets measured at amortised cost		699.95	47.36
<b>Total Income (A)</b>		<b>119,570.15</b>	<b>78,911.95</b>
<b>Expenses</b>			
Finance costs	23	86,000.87	53,969.25
Impairment on financial instruments	24	1,127.21	3,338.89
Employee benefits expenses	25	3,282.48	1,607.75
Depreciation, amortisation and impairment	26	585.91	171.98
Other expenses	27	1,831.41	982.72
<b>Total expenses (B)</b>		<b>92,827.88</b>	<b>60,070.59</b>
<b>Profit before tax (C = A - B)</b>		<b>26,742.27</b>	<b>18,841.36</b>
<b>Share of net profit of associate accounted using equity method (D)</b>		<b>12,961.10</b>	<b>10,041.56</b>
<b>Tax expense</b>			
Current tax		7,208.03	5,835.50
Deferred tax		2,263.24	942.84
<b>Total tax expenses (E)</b>		<b>9,471.27</b>	<b>6,778.34</b>
<b>Net profit after tax (F = C + D - E)</b>		<b>30,232.10</b>	<b>22,104.58</b>
<b>Other Comprehensive income/(loss)</b>			
Items that will not be reclassified to profit or loss			
- Share of OCI of associate accounted using Equity method		(16.13)	(29.34)
- Actuarial (gain)/loss on remeasurements of the net defined benefit plans		8.62	(8.22)
Income tax relating to items that will not be reclassified to profit or loss		1.89	9.45
<b>Total Other comprehensive income/(loss) (G)</b>		<b>(5.62)</b>	<b>(28.11)</b>
<b>Total comprehensive income (H = F + G)</b>		<b>30,226.48</b>	<b>22,076.47</b>
Earnings per equity share:	28		
Basic earnings per share (in ₹)		1.27	0.93
Diluted earnings per share (in ₹)		1.27	0.93

The accompanying notes form an integral part of the financial statements

As per our report of even date.

For **B. K. Khare & Co**  
Chartered Accountants  
ICAI Firm Registration No. 105102W

For and on behalf of the Board of Directors of  
**Aseem Infrastructure Finance Limited**

**Aniruddha Joshi**  
Partner  
Membership No : 040852

**Padmanabh Sinha**  
Director  
DIN:00101379

**Nilesh Shrivastava**  
Director  
DIN:09632942

Place: Mumbai  
Date: May 08, 2024

**Virender Pankaj**  
Chief Executive Officer

**Nilesh Sampat**  
Chief Financial Officer

**Karishma Pranav Jhaveri**  
Company Secretary

# Consolidated Statement of Changes in Equity

for the year ending March 31, 2024

(All amounts are in ₹ Lakhs, unless otherwise stated)

## A) Equity Share Capital

Particulars	Number of shares	Amount
<b>As at March 31, 2022</b>	<b>2,380,586,256</b>	<b>238,058.63</b>
Changes during the year	-	-
<b>As at March 31, 2023</b>	<b>2,380,586,256</b>	<b>238,058.63</b>
Changes during the year	-	-
<b>As at March 31, 2024</b>	<b>2,380,586,256</b>	<b>238,058.63</b>

## B) Other equity

Particulars	Reserves & Surplus					Total
	Statutory reserve u/s. 45-IC of RBI Act, 1934	Special Reserve u/s. 36(1)(viii) of IT Act, 1961	Securities premium	Impairment reserve	Retained earnings	
<b>Closing balance as at March 31, 2022</b>	<b>2,125.83</b>	-	<b>16,872.55</b>	<b>54.42</b>	<b>16,708.65</b>	<b>35,761.44</b>
Net profit after tax for the year	-	-	-	-	22,104.58	22,104.58
Other comprehensive income for the year	-	-	-	-	(28.11)	(28.11)
Add/(Less): Transferred to Statutory reserve	2,918.08	-	-	-	(2,918.08)	-
Add/(Less): Transferred to Special reserve	-	-	-	-	-	-
<b>Closing balance as at March 31, 2023</b>	<b>5,043.91</b>	-	<b>16,872.55</b>	<b>54.42</b>	<b>35,867.04</b>	<b>57,837.92</b>
<b>As at April 1, 2023</b>	<b>5,043.91</b>	-	<b>16,872.55</b>	<b>54.42</b>	<b>35,867.04</b>	<b>57,837.92</b>
Net profit after tax for the period	-	-	-	-	30,232.10	30,232.10
Other comprehensive income for the period	-	-	-	-	(5.62)	(5.62)
Add/(Less): Transferred to Statutory reserve	4,106.61	-	-	-	(4,106.61)	-
Add/(Less): Transferred to Special reserve	-	2,590.64	-	-	(2,590.64)	-
<b>Closing balance as at March 31, 2024</b>	<b>9,150.52</b>	<b>2,590.64</b>	<b>16,872.55</b>	<b>54.42</b>	<b>59,396.26</b>	<b>88,064.40</b>

The accompanying notes form an integral part of the financial statements

As per our report of even date.

For **B. K. Khare & Co**  
Chartered Accountants  
ICAI Firm Registration No. 105102W

For and on behalf of the Board of Directors of  
**Aseem Infrastructure Finance Limited**
**Aniruddha Joshi**  
Partner  
Membership No : 040852

**Padmanabh Sinha**  
Director  
DIN:00101379

**Nilesh Shrivastava**  
Director  
DIN:09632942

Place: Mumbai  
Date: May 08, 2024

**Virender Pankaj**  
Chief Executive Officer

**Nilesh Sampat**  
Chief Financial Officer

**Karishma Pranav Jhaveri**  
Company Secretary



# Consolidated Statement of Cash Flows

for the year ending March 31, 2024

(All amounts are in ₹ Lakhs, unless otherwise stated)

Particulars	For the year ended March 31, 2024 (Audited)	For the year ended March 31, 2023 (Audited)
<b>A. Cash flow from operating activities</b>		
Profit before tax	26,742.27	18,841.36
<b>Adjustment for:</b>		
Depreciation and amortisation	585.91	171.98
Interest income on financial assets- EIR adjustment	(1,588.69)	(916.42)
Interest expense on financial liabilities- EIR adjustment	569.70	438.21
Interest on Lease Liabilities	161.53	50.97
Unwinding of discount on security deposits	(15.20)	(4.19)
Gain on derecognition of financial assets	(699.95)	(47.36)
Financial guarantee obligation	(577.71)	(543.36)
Impairment on financial instruments	1,127.21	3,338.89
Income in Mutual Funds Gain/loss	(1,088.98)	-
<b>Operating profit before working capital changes</b>	<b>25,216.09</b>	<b>21,330.08</b>
<b>Changes in working capital:</b>		
Increase in provisions	647.74	137.75
Increase / (decrease) in trade payables	8.59	(26.75)
Increase in other financial liabilities	1,316.90	976.19
Increase in other non financial liabilities	64.77	91.71
(Increase) / decrease in other financial assets	139.70	(340.86)
(Increase) / decrease in non-financial assets	(118.94)	14.87
(Increase) in loans	(168,233.87)	(454,288.41)
Increase / (decrease) in interest accrual on borrowings	(19.08)	951.93
Increase in interest accrual on debt securities	3,493.76	6,512.84
<b>Cash (used in)/generated in operations</b>	<b>(137,484.34)</b>	<b>(424,640.65)</b>
Payment of tax (net)	(11,576.68)	(6,036.72)
<b>Net Cash (used in)/generated in operations (A)</b>	<b>(149,061.02)</b>	<b>(430,677.37)</b>
<b>B. Cash flows from investing activities</b>		
Purchase of property, plant and equipment	(651.93)	(23.74)
Proceeds from sale of property, plant and equipment	0.93	0.16
Addition to Capital work in progress	-	(7.25)
Purchase of intangible assets	(16.46)	-
Net Proceeds from Mutual Fund Investment	1,088.98	-
Purchase of Fixed deposits with original maturity more than 3 months	-	-
<b>Net cash used in investing activities (B)</b>	<b>421.52</b>	<b>(30.83)</b>
<b>C. Cash flows from financing activities</b>		
Proceeds from borrowings, net of cost	407,634.62	347,701.69
Repayment of borrowings	(247,725.74)	(34,131.94)
Proceeds from issue of Debt Securities, net of cost	14,908.46	102,493.27
Repayment of debt securities	(27,500.00)	-
Repayment of lease liability	(550.41)	(24.88)

# Consolidated Statement of Cash Flows

for the year ending March 31, 2024

(All amounts are in ₹ Lakhs, unless otherwise stated)

Particulars	For the year ended March 31, 2024 (Audited)	For the year ended March 31, 2023 (Audited)
<b>Net cash generated in financing activities (C)</b>	<b>146,766.93</b>	<b>416,038.14</b>
<b>Net Increase in cash and cash equivalents (D) = (A + B + C)</b>	<b>(1,872.57)</b>	<b>(14,670.06)</b>
Cash and cash equivalents at the beginning of the year (E)	49,503.46	64,173.52
<b>Cash and cash equivalents at the end of the year (F) = (D) + (E)</b>	<b>47,630.89</b>	<b>49,503.46</b>
Cash and cash equivalents include the following		
Balances with banks in current account	17,610.81	5,494.66
Fixed deposits with maturity less than 3 months	30,020.08	44,008.80
<b>Total cash and cash equivalents</b>	<b>47,630.89</b>	<b>49,503.46</b>

Change in liabilities arising from financing activities	For the year ended March 31, 2024	For the year ended March 31, 2023
<b>Debt Securities (Secured, Non-convertible)</b>		
<b>Opening balance</b>	216,664.24	107,529.69
Issued during the year	15,000.00	102,500.00
Finance cost	15,414.48	11,880.86
Repayments of borrowings during the year	(27,500.00)	-
Payment of interest during the year	(11,920.72)	(5,368.01)
EIR adjustments	194.85	121.70
<b>Closing balance</b>	<b>207,852.85</b>	<b>216,664.24</b>
<b>Borrowings (other than debt securities)</b>		
<b>Opening balance</b>	787,579.85	472,748.40
Borrowings taken during the year	408,047.20	348,988.91
Finance cost	70,079.84	41,805.66
Repayments of borrowings during the year	(247,725.74)	(34,131.94)
Payment of interest during the year	(70,060.75)	(41,789.37)
EIR adjustments	(167.45)	(41.81)
<b>Closing balance</b>	<b>947,752.95</b>	<b>787,579.85</b>

Notes:

- Figures in brackets represent cash outflow.
- The above Statement of Cash Flows has been prepared under indirect method as set out in Ind AS 7, 'Statement of Cash Flows', as specified under section 133 of the Companies Act, 2013 read with the Companies (Indian Accounting Standard) Rules, 2015 (as amended).

The accompanying notes form an integral part of the financial statements

This is the Cash Flow Statement referred to in our report of even date

As per our report of even date.

For **B. K. Khare & Co**  
Chartered Accountants  
ICAI Firm Registration No. 105102W

For and on behalf of the Board of Directors of  
**Aseem Infrastructure Finance Limited**

**Aniruddha Joshi**  
Partner  
Membership No : 040852

**Padmanabh Sinha**  
Director  
DIN:00101379

**Nilesh Shrivastava**  
Director  
DIN:09632942

Place: Mumbai  
Date: May 08, 2024

**Virender Pankaj**  
Chief Executive Officer

**Nilesh Sampat**  
Chief Financial Officer

**Karishma Pranav Jhaveri**  
Company Secretary

# Notes forming part of consolidated financial statements

## as at and for the year ended March 31, 2024

### 1. Corporate Information

Aseem Infrastructure Finance Limited (CIN:U65990MH2019PLC325794) (the "Company") is a public limited company, incorporated in India on May 23, 2019 under the provisions of the Companies Act, 2013 (the "Act") and is a Non-Banking Finance Company ("NBFC"), a Systemically Important Non-Deposit Taking Non-Banking Finance Institution regulated by the Reserve Bank of India ("RBI"). The registered office of the Company is located at 4<sup>th</sup> Floor, UTI Tower, North Wing, GN Block, Bandra Kurla Complex, Bandra (E), Mumbai-400051, India.

The Company received its NBFC license certificate no. N-13.02382 from RBI on January 28, 2020. The object of the Company is to undertake infrastructure financing activities. It is registered with RBI as an Infrastructure Finance Company (IFC).

The Company is a subsidiary of National Investment and Infrastructure Fund-II (the 'Fund') which has been organised as a Trust by The Department of Economic Affairs. The Trust has been organised as a contributory umbrella trust and settled in India by the Settlor under the provisions of the Indian Trust Act, 1882 by way of an Indenture of trust dated March 01, 2018. The Fund is registered with the Securities and Exchange Board of India ("SEBI") as a Category II Alternative Investment Fund under SEBI (Alternative Investment Funds) Regulations, 2012 ("AIF Regulations").

The financial statements for the year ended March 31, 2024 were authorised for issue in accordance with a resolution of the directors on May 08, 2024.

### 2. Basis of Preparation

#### (i) Compliance with Ind AS

The consolidated financial statements of the Company have been prepared in accordance with Indian Accounting Standards as per the Companies (Indian Accounting Standards) Rules, 2015 as amended and notified under Section 133 of the Companies Act, 2013 (the 'Act') and other relevant provisions of the Act. Also, any directions issued by the RBI or other regulators applicable to the Company are implemented as and when they become applicable.

The Company has uniformly applied the accounting policies for all the periods presented in these consolidated financial statements.

The Balance Sheet, the Statement of Profit and Loss and the Statement of Changes in Equity are prepared and presented in the format prescribed in the Division III of Schedule III to the Act. The Statement of Cash Flows has been prepared and presented as per the requirements of Ind AS 7 - "Statement of Cash Flows".

Further, consolidated financial statements have been prepared on accrual, going concern and historical cost convention basis.

These consolidated financial statements comprise of the standalone financial statements of the Company and its associate company NIIF Infrastructure Finance Limited (NIIF IFL), in which the Company holds 30.83% stake as at March 31, 2024 (previous year: 30.83% on a fully diluted basis) in its capacity as regulatory Sponsor.

#### (ii) Historical cost convention

The financial statements have been prepared under the historical cost convention on the accrual basis except for certain financial instruments and plan assets of defined benefit plans, which are measured at fair values at the end of each reporting period as explained in the accounting policies below.

#### (iii) Order of Liquidity

The Company is covered in the definition of Non-Banking Financial Company as defined in Companies (Indian Accounting Standards) (Amendment) Rules, 2016. Pursuant to Ind AS 1 and amendment to Division III of Schedule III to the Companies Act, 2013 on October 11, 2018, the Company presents its balance sheet in the order of liquidity. This is since the Company does not supply goods or services within a clearly identifiable operating cycle, therefore making such presentation more relevant. A maturity analysis of recovery or settlement of assets and liabilities within 12 months after the reporting date and more than 12 months after the reporting date is presented in note 40.

### 3. Accounting policies

#### a. Functional and Presentation Currency

The consolidated financial statements are presented in India Rupees (INR) which is also the Company's functional currency. All the amounts are rounded

# Notes forming part of consolidated financial statements

as at and for the year ended March 31, 2024

to the nearest lakhs with two decimals, except when otherwise indicated.

## b. Investments in Associates

An associate is an entity over which the Company has significant influence. Significant influence is the power to participate in the financial and operating policy decisions of the investee but is not control or joint control over those policies. Investments in associates are accounted for using the equity method of accounting, after initially being recognised at cost. Wherever necessary, adjustments are made to consolidated financial statements of associates to bring their accounting policies in line with those used by the parent.

Under the equity method of accounting, the investments are initially recognised at cost and adjusted thereafter to recognise the Company's share of post-acquisition profits or losses of the investee in profit and loss, and the Company's share of other comprehensive income of the investee in other comprehensive income. Dividends received or receivable from associates or joint ventures are recognised as a reduction in the carrying amount of the investment. Unrealised gains on transactions between the Company and its associates are eliminated to the extent of the Company's interest in the associate. Unrealised losses are also eliminated unless the transaction provides evidence of an impairment of the asset transferred.

## c. Revenue recognition

### Effective Interest Rate ("EIR")

Under Ind AS 109 – “Financial Instruments”, interest income is recorded using the effective interest rate (EIR) method for all financial instruments measured at amortised cost, debt instrument measured at ‘fair value through other comprehensive income’ (“FVOCI”) and debt instruments designated at ‘fair value through profit or loss’ (“FVTPL”). The EIR is the rate that exactly discounts estimated future cash receipts through the expected life of the financial instrument or, when appropriate, a shorter period, to the net carrying amount of the financial asset. The EIR (and therefore, the amortised cost of the asset) is calculated by taking into account any discount or premium on acquisition, fees and costs that are an integral part of the EIR. No changes to carrying value are recognised through EIR except in case of modification of financial asset or liability

If expectations regarding the cash flows on the financial asset are revised for reasons other than credit risk, the adjustment is booked as a positive or negative adjustment to the carrying amount of the asset in the balance sheet with an increase or reduction in interest income. The adjustment is subsequently amortised through interest income in the statement of profit and loss.

The Company calculates interest income by applying the EIR to the gross carrying amount of financial assets other than credit-impaired assets. When a financial asset becomes credit-impaired and is, therefore, regarded as ‘Stage 3’, the Company calculates interest income by applying the effective interest rate to the net amortised cost of the financial asset. If the financial assets cure and is no longer credit-impaired, the Company reverts to calculating interest income on a gross basis.

Interest Income on fixed deposits are recognised on accrual basis at the interest rates agreed upon with the banks for such fixed deposits.

## d. Income tax

### (i) Current tax

Current tax assets and liabilities for the current and prior years are measured at the amount expected to be recovered from, or paid to, the taxation authorities. The tax rates and tax laws used to compute the amount are those that are enacted, or substantively enacted, by the reporting date in the countries where the Company operates and generates taxable income. Currently, the Company has operations only in India. Hence, the current tax assets and liabilities are determined in accordance with the provisions of the Income Tax Act, 1961. The Company has created tax provision under Section 115BAA of the Income Tax Act, 1961 and has complied with the provisions of that Section.

Current tax is recognised in the statement of profit and loss, except when they relate to items that are recognised in other comprehensive income or directly in equity, in which case, it is recognised in other comprehensive income or directly in equity respectively. Management periodically evaluates positions taken in the tax returns with respect to situations in which applicable tax regulations are

# Notes forming part of consolidated financial statements

## as at and for the year ended March 31, 2024

subject to interpretation and establishes provisions where appropriate.

Current tax assets and current tax liabilities are off set when there is a legally enforceable right to set off the recognized amounts and there is an intention to settle the asset and the liability on a net basis.

### (ii) Deferred tax

Deferred income tax assets and liabilities are recognised for deductible and taxable temporary differences arising between the tax base of assets and liabilities and their carrying amount, except when the deferred income tax arises from the initial recognition of an asset or liability in a transaction that is not a business combination and affects neither accounting nor taxable profit or loss at the time of recognition.

Deferred tax asset is recognised to the extent that sufficient taxable profit will be available against which the deductible temporary differences and the carry forward of unused tax credits and unused tax losses can be utilised. Deferred income tax is determined using tax rates (and laws) that have been enacted or substantially enacted by the end of the reporting period and are expected to apply when the related deferred income tax asset is realised or the deferred income tax liability is settled. The carrying amount of deferred tax assets is reviewed at each reporting date and reduced to the extent that it is no longer probable that sufficient taxable profit will be available to allow all or part of the deferred tax asset to be utilised. Unrecognised deferred tax assets are re-assessed at each reporting date and are recognised to the extent that it has become probable that future taxable profits will allow the deferred tax asset to be recovered.

Deferred tax assets and liabilities are measured at the tax rates that are expected to apply in the year when the asset is realised or the liability is settled, based on tax rates (and tax laws) that have been enacted or substantively enacted at the reporting date.

Deferred tax assets and deferred tax liabilities are offset if a legally enforceable right exists to set off current tax assets against current tax liabilities and the deferred taxes relate to the same taxable entity and levied by the same taxation authority.

Deferred tax liabilities are recognised for taxable temporary differences associated with investments associate except where the Group is able to control the reversal of the temporary difference and it is probable that the temporary difference will not reverse in the foreseeable future. Deferred tax assets arising from deductible temporary differences associated with such investments and interests are only recognised to the extent that it is probable that there will be sufficient taxable profits against which to utilise the benefits of the temporary differences and they are expected to reverse in the foreseeable future.

Deferred tax are recognised in profit or loss, except when they relate to items that are recognised in other comprehensive income or directly in equity, in which case, the current and deferred tax are also recognised in other comprehensive income or directly in equity respectively

### e. Leases

#### Company as a lessee

The Company's leased assets primarily consist of commercial leases of office premises. The Company assesses whether a contract contains lease, at inception of a contract. A contract is, or contains, a lease if the contract conveys the right to control the use of an identified asset for a period of time in exchange for consideration. To assess whether a contract conveys the right to control the use of an identified asset, the Company assesses whether:

- i. the contract involves the use of an identified asset
- ii. the Company has substantially all of the economic benefits from use of the asset through the period of the lease and
- iii. the Company has the right to direct the use of the asset.

# Notes forming part of consolidated financial statements

as at and for the year ended March 31, 2024

At the date of commencement of the lease, the Company recognizes a right-of-use asset (ROU) and a corresponding lease liability for all lease arrangements in which it is a lessee, except for leases with a lease term of twelve months or less (short-term leases) and low value leases, wherein, the Company recognizes the lease payments as an operating expense on a straight-line basis over the term of the lease.

For long term leases, the cost of the right-of-use asset measured at inception shall comprise of the amount of the initial measurement of the lease liability adjusted for any lease payments made at or before the commencement date less any lease incentives received, plus any initial direct costs incurred and an estimate of costs to be incurred by the lessee in dismantling and removing the underlying asset or restoring the underlying asset or site on which it is located. The right-of-use asset is subsequently measured at cost less any accumulated depreciation and accumulated impairment loss, if any, and adjusted for certain re-measurements of the lease liability. The right-of-use assets is depreciated using the straight-line method from the commencement date to the end of the lease term. Right-of-use assets are tested for impairment whenever there is any indication that their carrying amounts may not be recoverable. Impairment loss, if any, is recognized in the statement of profit and loss.

The Company measures the lease liability at the present value of the lease payments that are not paid at the commencement date of the lease. The lease payments are discounted using the interest rate implicit in the lease, if that rate can be readily determined. If that rate cannot be readily determined, the Company uses incremental borrowing rate.

The lease liability is subsequently increased by the interest cost on the lease liability and decreased by lease payment made. The carrying amount of lease liability is remeasured to reflect any reassessment or lease modifications or to reflect revised in-substance fixed lease payments.

## **f. Cash and cash equivalents**

Cash and cash equivalents in the balance sheet and for the purpose of the statement of cash flows, comprise cash at banks and short-term deposits with an original

maturity of three months or less, which are subject to an insignificant risk of change in value.

## **g. Cash Flow Statement**

Cash flows are reported using the indirect method, whereby profit / (loss) before tax is adjusted for the effects of transactions of non-cash nature and any deferrals or accruals of past or future cash receipts or payments. The cash flows from operating, investing and financing activities of the Company are segregated based on the available information.

## **h. Financial instruments**

A financial instrument is any contract that gives rise to a financial asset of one entity and a financial liability or equity instrument of another entity. Financial instruments also include derivative contracts such as foreign currency forward contracts. Financial instruments also cover contracts to buy or sell a non-financial item that can be settled net in cash or another financial instrument, or by exchanging financial instruments, as if the contracts were financial instruments, with the exception of contracts that were entered into and continue to be held for the purpose of the receipt or delivery of a non-financial item in accordance with the entity's expected purchase, sale or usage requirements.

### **Financial Assets**

#### **(i) Initial recognition and measurement**

Financial assets are recognized when the entity becomes a party to the contractual provisions of the instrument. Loans are recognised when funds are transferred to the customers' account. At initial recognition, the Company measures a financial asset at its fair value plus, in the case of a financial asset not at fair value through profit or loss, transaction costs that are incremental and directly attributable to the acquisition or issue of the financial asset, such as fees and commissions.

#### **(ii) Classification**

The Company classifies its financial assets as subsequently measured at either amortised cost or fair value based on the business model for managing the financial assets and the contractual cash flow characteristics of the financial assets.

# Notes forming part of consolidated financial statements

## as at and for the year ended March 31, 2024

### Business model assessment

The Company makes an assessment of the objective of a business model in which an asset is held such that it best reflects the way the business is managed and is consistent with the way in which business is managed and information provided to the management. The information considered in conjunction with objectives of business model includes:

- the objectives for the portfolio, in particular, management's strategy of focusing on earning contractual interest revenue, maintaining a particular interest rate profile;
- the risks that affect the performance of the business model, the financial assets held within that business model and how those risks are managed.
- The Company monitors financial assets measured at amortized cost that are derecognized prior to their maturity to understand the reason for their disposal and whether the reasons are consistent with the objective of the business for which the asset was held. Based on the Company policy, it can sell financial assets out of Amortized cost business model under following scenarios:
  - If such financial assets no longer meet the credit criteria in Company's investment policy;
  - Credit risk on a financial asset has increased significantly;
  - To meet liquidity needs in 'stress case scenarios' and does not anticipate selling these assets except in scenarios such as to fund unexpected outflow;
  - Sales are infrequent or insignificant in value both individually or in aggregate
  - If sales are made close to the maturity of the financial assets and the proceeds from the sales approximate the

collection of the remaining contractual cash flows.

### Assessment whether contractual cash flows are solely payments of principal and interest

For the purposes of assessing contractual cash flows, 'principal' is defined as the fair value of the financial asset on initial recognition. 'Interest' is defined as consideration for the time value of money and for the credit risk associated with the principal amount outstanding during a particular period of time and for other basic lending risks and costs, as well as profit margin.

In assessing whether the contractual cash flows are solely payments of principal and interest, the Company considers the contractual terms of the instrument. This includes assessing whether the financial asset contains a contractual term that could change the timing or amount of contractual cash flows such that it would not meet this condition. In making the assessment, the Company considers:

- reset terms
- contingent events that would change the amount and timing of cash flows;
- prepayment and extension terms; and
- features that modify consideration of the time value of money – e.g. periodical reset of interest rates.

### A financial asset is measured at amortised cost only if both of the following conditions are met:

- The asset is held within a business model whose objective is to hold assets for collecting contractual cash flows, and
- Contractual terms of the asset give rise on specified dates to cash flows that are solely payments of principal and interest (SPPI) on the principal amount outstanding. After initial measurement, such financial assets are subsequently measured at amortised

# Notes forming part of consolidated financial statements

as at and for the year ended March 31, 2024

cost using the effective interest rate (EIR) method. Amortised cost is calculated by taking into account any discount or premium on acquisition and fees or costs that are an integral part of the EIR. The EIR amortisation is included in interest income in the Statement of Profit and Loss.

### (iii) Impairment of financial assets

#### Methodology for computation of Expected Credit Losses (ECL):

The financial instruments covered within the scope of ECL include financial assets measured at amortized cost and FVOCI, such as loans, trade receivables, security deposits and other financial assets. ECL has not been determined on financial assets measured at FVTPL.

The loss allowance has been measured using lifetime ECL except for financial assets on which there has been no significant increase in credit risk since initial recognition. In such cases, loss allowance has been measured at 12 month ECL.

At each reporting date, the Company assesses whether financial assets carried at amortized cost and FVOCI are credit-impaired. A financial asset is credit-impaired when one or more events that have a detrimental impact on the estimated future cash flows of the financial asset have occurred since initial recognition. Evidence that a financial asset is credit-impaired include observable data about the following events:

- significant financial difficulty of the issuer or the borrower;
- a breach of contract, such as a default or past due event;
- the Company, for economic or contractual reasons relating to the borrower’s financial difficulty, has granted to the borrower a concession(s) that the Company would not otherwise consider;

- it is becoming probable that the borrower will enter bankruptcy or another financial re-organisation;
- The disappearance of an active market for that financial asset because of financial difficulties.

#### ECL are a probability-weighted estimate of credit losses, measured as follows:

- **Financial assets that are not credit impaired at the reporting date:**

ECL has been estimated by determining the probability of default (‘PD’), Exposure at Default (‘EAD’) and loss given default (‘LGD’).

PD has been computed using observed history of default for long term rated loans by leading credit rating agencies and converted into forward looking PD’s considering suitable macro-economic variable and other observable inputs.

- **Financial assets that are credit impaired at the reporting date:**

ECL to be estimated as the difference between the gross carrying amount and the present value of estimated future cash flows.

For trade receivables, the Company applies a simplified approach. It recognizes impairment loss allowance based on lifetime ECL at each reporting date, right from its initial recognition. Therefore, the Company does not track changes in credit risk, but instead recognizes a loss allowance based on lifetime ECL at each reporting date.

If the terms of a financial asset are renegotiated or modified or an existing financial asset is replaced with a new one due to financial difficulties of the borrower, then an assessment is made of whether the financial asset should be derecognized:

- If the expected restructuring will not result in de-recognition of the existing asset, expected



# Notes forming part of consolidated financial statements

as at and for the year ended March 31, 2024

cash flows arising from the modified financial asset are included in calculating cash shortfalls from the existing asset.

- If the expected restructuring will result in de-recognition of the existing asset and the recognition of modified asset, the modified asset is considered as a new financial asset. The date of the modification is treated as the date of initial recognition of that financial asset when applying the impairment requirements to the modified financial asset. The impairment loss allowance is measured at an amount equal to 12 month expected credit losses until there is a significant increase in credit risk. If modified financial asset is credit-impaired at initial recognition, the financial asset is recognized as originated credit impaired asset.

### Criteria used for determination of movement from stage 1 (12 month ECL) to stage 2 (lifetime ECL) and stage 3 (Lifetime ECL):

The Company applies a three-stage approach to measure ECL on financial assets measured at amortized cost and FVOCI. The assets migrate through the following three stages based on an assessment of qualitative and quantitative considerations:

#### Stage 1: 12 month ECL

For exposures where there has not been a significant increase in credit risk since initial recognition and that are not credit impaired upon origination, the portion of the lifetime ECL associated with the probability of default events occurring within the next 12 months is recognized. Interest income is accrued using the effective interest rate on the gross carrying amount.

#### Stage 2: Lifetime ECL (not credit impaired):

At each reporting date, the Company assesses whether there has been a significant increase in credit risk for financial assets since initial recognition. In determining whether credit risk has increased significantly since initial recognition, the

Company uses days past due (DPD) information, deterioration in internal/external ratings and other qualitative factors to assess deterioration in credit quality of a financial asset.

For credit exposures where there has been a significant increase in credit risk since initial recognition but that are not credit impaired, a lifetime ECL is recognized. Interest income is accrued using the effective interest rate on the gross carrying amount.

#### Stage 3: Lifetime ECL (credit impaired):

Financial assets are assessed as credit impaired when one or more events that have a detrimental impact on the estimated future cash flows of the asset have occurred. For financial assets that have become credit impaired, a lifetime ECL is recognized and interest revenue is calculated by applying the effective interest rate to the amortized cost (net of loss allowance).

If, in a subsequent period, credit quality improves and reverses any previously assessed significant increase in credit risk since origination, then the Expected Credit Loss reverts from lifetime ECL to 12-months ECL.

For financial instruments whose significant payment obligations are only after next 12 months, lifetime ECL is applied.

#### Method used to compute lifetime ECL:

The Company calculates ECLs based on probability-weighted scenarios to measure the expected cash shortfalls, discounted at an approximation to the EIR. A cash shortfall is the difference between the cash flows that are due to an entity in accordance with the contract and the present value of cash flows that the entity expects to receive. The Company estimates 12 month ECL and lifetime ECL using number of variable inputs such as historical default rate, macroeconomic scenarios, contractual life of financial assets and estimated recovery from collateral.

# Notes forming part of consolidated financial statements

as at and for the year ended March 31, 2024

Manner in which forward looking assumptions have been incorporated in ECL estimates:

The Company considers historical observed default rates and adjusts it for current observable data. In addition, the Company uses reasonable forecasts of future economic conditions including expert judgement to estimate the amount of expected credit losses. The methodology and assumptions including any forecasts of future economic conditions are periodically reviewed and changes, if any, are accounted for prospectively. The Company's ECL calculations are output of number of underlying assumptions regarding the choice of variable inputs and their interdependencies such as macroeconomic scenarios and collateral values.

#### (iv) Write-offs

Financial assets are written off either partially or in their entirety when there is no realistic prospect of recovery. This is generally the case when the Company determines that the borrower does not have assets or sources of income that could generate sufficient cash flows to repay the amounts. If the amount to be written off is greater than the accumulated loss allowance, the difference is first treated as an addition to the allowance that is then applied against the gross carrying amount. Any subsequent recoveries are credited to statement of profit and loss. However, financial assets that are written off may be subject to enforcement activities to comply with the Company's procedures for recovery of amounts due.

#### (v) Derecognition

A financial asset is derecognised only when:

- The Company has transferred the rights to receive cash flows from the financial asset or retains the contractual rights to receive the cash flows of the financial asset, but assumes a contractual obligation to pay the cash flows to one or more recipients, or
- The rights to receive cash flows from the asset have expired, or
- The Company has transferred its rights to receive cash flows from the asset or has assumed an obligation to pay

the received cash flows in full without material delay to a third party under a 'pass-through' arrangement; and either (a) the Company has transferred substantially all the risks and rewards of the asset, or (b) the Company has neither transferred nor retained substantially all the risks and rewards of the asset, but has transferred control of the asset.

When the Company has transferred its rights to receive cash flows from an asset or has entered into a pass-through arrangement, it evaluates if and to what extent it has retained the risks and rewards of ownership. When it has neither transferred nor retained substantially all of the risks and rewards of the asset, nor transferred control of the asset, the Company continues to recognize the transferred asset to the extent of the Company's continuing involvement. In that case, the Company also recognizes an associated liability. The transferred asset and the associated liability are measured on a basis that reflects the rights and obligations that the Company has retained.

Continuing involvement that takes the form of a guarantee over the transferred asset is measured at the lower of the original carrying amount of the asset and the maximum amount of consideration that the Company could be required to repay.

On de-recognition of a financial asset, the difference between the carrying amount of the asset (or the carrying amount allocated to the portion of the asset derecognized) and the sum of (i) the consideration received (including any new asset obtained less any new liability assumed) and (ii) any cumulative gain or loss that had been recognized in OCI is recognized in statement of profit or loss.

#### Financial liabilities

##### (i) Initial recognition and measurement

All financial liabilities are recognised when the Company becomes a party to the contractual provisions of the financial instrument and are measured initially at fair value less transaction costs directly attributable to the issue of the financial liabilities.

# Notes forming part of consolidated financial statements

as at and for the year ended March 31, 2024

## (ii) Subsequent measurement

Financial liabilities are subsequently measured at amortised cost using the EIR method except when designated to be measured at fair value through profit or loss. Financial liabilities carried at fair value through profit or loss are measured at fair value with all changes in fair value recognised in the Statement of Profit and Loss.

## (iii) Derecognition

A financial liability is derecognised when the obligation specified in the contract is discharged, cancelled or expired.

## Derivative Financial Instruments & Hedge Accounting

The Company makes use of derivative instruments to manage exposures to foreign currency. To manage risks, the Company applies hedge accounting for transactions that meet specific criteria. At the inception of a hedge relationship, the Company formally designates and documents the hedge relationship to which the Company wishes to apply hedge accounting and the risk management objective and strategy for undertaking the hedge. The documentation includes the Company's risk management objective and strategy for undertaking hedge, the hedging / economic relationship, the hedged item or transaction, the nature of the risk being hedged, hedge ratio and how the Company would assess the effectiveness of changes in the hedging instrument's fair value in offsetting the exposure to changes in the hedged item's fair value or cash flows attributable to the hedged risk. Such hedges are expected to be highly effective in achieving offsetting changes in fair value or cash flows and are assessed on an on-going basis to determine that they have been highly effective throughout the financial reporting periods for which they were designated.

### Cash Flow Hedges

A cash flow hedge is a hedge of the exposure to variability in cash flows that is attributable to a

particular risk associated with a recognised asset or liability (such as all or some future interest payments on variable rate debt) or a highly probable forecast transaction and could affect profit and loss.

For designated and qualifying cash flow hedges, the effective portion of the cumulative gain or loss on the hedging instrument is initially recognised directly in OCI within equity (cash flow hedge reserve).

The ineffective portion of the gain or loss on the hedging instrument is recognised immediately in the statement of profit and loss. When the hedged cash flow affects the statement of profit and loss, the effective portion of the gain or loss on the hedging instrument is recorded in the corresponding income or expense line of the statement of profit and loss.

When a hedging instrument expires, is sold, terminated, exercised, or when a hedge no longer meets the criteria for hedge accounting, any cumulative gain or loss that has been recognised in OCI at that time remains in OCI and is recognised when the hedged forecast transaction is ultimately recognised in the statement of profit and loss. When a forecast transaction is no longer expected to occur, the cumulative gain or loss that was reported in OCI is immediately transferred to the statement of profit and loss.

The Company's hedging policy only allows for effective hedging relationships to be considered as hedges as per the relevant Ind-AS. Hedge effectiveness is determined at the inception of the hedge relationship, and through periodic prospective effectiveness assessments to ensure that an economic relationship exists between the hedged item and hedging instrument.

The Company enters hedge relationships where the critical terms of the hedging instrument match with the terms of the hedged item, and so a qualitative and quantitative assessment of effectiveness is performed.

# Notes forming part of consolidated financial statements

as at and for the year ended March 31, 2024

## i. Financial guarantee contracts

Financial guarantees are initially recognised in the consolidated financial statements (within ‘other financial liabilities’) at fair value, being the premium received/receivable. Further, a financial asset is recognised for the present value of the expected future premium.

Subsequently, the liability is measured at the higher of the amount of loss allowance determined as per impairment requirements of Ind AS 109 and the amount recognised less cumulative amortisation. The ECLs related to financial guarantee contracts are recognised within Provisions.

Any increase in the liability relating to financial guarantees is recorded in the statement of profit and loss in impairment on financial instruments. The premium received is recognised in the statement of profit and loss in net fees and commission income on an EIR basis over the life of the guarantee. Unwinding of discount on guarantee commission income receivable is recognised in other interest income.

## j. Property plant and equipment (PPE)

Property, plant and equipment is stated at cost less accumulated depreciation and accumulated impairment, if any. Cost comprises acquisition cost, borrowing cost if capitalization criteria are met, and directly attributable cost of bringing the asset to its working condition for the intended use. Subsequent expenditure relating to property, plant and equipment is capitalized only when it is probable that future economic benefit associated with these will flow with the Company and the cost of the item can be measured reliably.

### Depreciation:

Depreciation is calculated using the straight-line method to write down the cost of property and equipment to their residual values over their estimated useful lives, which are equal to the lives prescribed under Schedule II to the Act. The estimated useful lives are as follows:

Assets	Useful life
Computer equipment	3 years
Office equipment	3 years
Server/networking equipment	6 years
Intangible assets including software	6 years
Furniture & Fixtures	10 years
Leasehold Improvements	Tenure of lease

The management believes that these estimated useful lives are realistic and reflect fair approximation of the period over which the assets are likely to be used.

The residual values, useful lives and methods of depreciation of property, plant and equipment are reviewed at each financial year end and adjusted prospectively, if appropriate. Changes in the expected useful life are accounted for by changing the amortisation period or methodology, as appropriate, and treated as changes in accounting estimates.

### Derecognition:

Property, plant and equipment is derecognised on disposal or when no future economic benefits are expected from its use. Any gain or loss arising on derecognition of the asset (calculated as the difference between the net disposal proceeds and the carrying amount of the asset) is recognised in other income / expense in the statement of profit and loss in the year the asset is derecognised.

## k. Intangible assets under development

Expenditure incurred which is eligible for capitalization under intangible assets is carried as ‘Intangible assets under development’ till they are ready for their intended use. Intangible assets under development primarily comprise of software under development.

## l. Impairment of non-financial assets

At each reporting date, the Company assesses whether there is any indication based on internal/external factors, that an asset may be impaired. If any such indication exists, or where annual impairment testing for an asset is required, the Company estimates the recoverable amount of the asset. The recoverable amount of an asset or a Cash-Generating Unit (CGU) is the higher of its fair value less cost of disposal and value in use. In assessing the value in use, the estimated future cash flows are discounted to their present value using a pre-tax discount rate that reflects current market assessments of time value of money and the risks specific to the asset.

If the carrying amount of the asset or CGU exceeds the estimated recoverable amount, an impairment is recognized for such excess amount in the Statement of Profit and Loss. All assets are subsequently reassessed

# Notes forming part of consolidated financial statements

as at and for the year ended March 31, 2024

for indications that an impairment loss previously recognised may no longer exist. An impairment loss is reversed if there has been a change in estimates used to determine the recoverable amount. Such a reversal is made only to the extent that the assets carrying amount would have been determined, net of depreciation or amortization, had no impairment loss been recognised. Reversals of impairment loss are recognized in the Statement of Profit and Loss.

## **m. Goods and services tax paid on acquisition of assets or on incurring expenses**

Expenses and assets are recognised net of the goods and services tax paid, except:

- When the tax incurred on a purchase of assets or services is not recoverable from the taxation authority, in which case, the tax paid is recognised as part of the cost of acquisition of the asset or as part of the expense item, as applicable
- When receivables and payables are stated with the amount of tax included. The net amount of tax recoverable from, or payable to, the taxation authority is included as part of receivables or payables in the balance sheet.
- The Company expenses off 50% of eligible input tax credit in line with applicable Goods and Services Tax laws.

## **n. Provisions, contingent liabilities and contingent assets**

Provisions are recognised when the Company has a present obligation (legal or constructive) as a result of a past event, and it is probable that an outflow of resources embodying economic benefits will be required to settle the obligation, and a reliable estimate can be made of the amount of the obligation. When the effect of the time value of money is material, the Company determines the level of provision by discounting the expected cash flows at a pre-tax rate reflecting the current rates specific to the liability. Unwinding of the discount is recognised in the statement of profit and loss as a finance cost. Provisions are reviewed at each balance sheet date and are adjusted to reflect the current best estimate. The expense relating to any provision is presented in the statement of profit and loss net of any reimbursement.

Contingent Liabilities are not recognized but disclosed in the notes. However, contingent liabilities are not disclosed if the possibility of an outflow of resources embodying economic benefits is remote. Contingent Assets are not recognized in the consolidated financial statements. They are disclosed in the notes if an inflow of economic benefits is probable.

## **o. Finance costs**

Finance costs include interest expense computed by applying the effective interest rate on respective financial instruments measured at amortized cost. Finance costs are charged to the Statement of profit and loss.

## **p. Employee Benefits**

### **Compensated absences**

The Company accrues the liability for compensated absences based on the actuarial valuation as at the Balance Sheet date conducted by an independent actuary, which includes assumptions about demographics, early retirement, salary increases, interest rates and leave utilization. The net present value of the Company's obligation as at the Balance Sheet date is determined based on the projected unit credit method.

### **Post-employment obligations:**

The Company operates the following post-employment schemes:

#### **(i) Defined contribution plans:**

These are plans in which the Company pays pre-defined amounts to separate funds and does not have any legal or constructive obligation to pay additional sums. These comprise of contributions to the employees provident fund. The Company recognises contribution payable to the provident fund scheme as an expense, when an employee renders the related service.

If the contribution payable to the scheme for service received before the balance sheet date exceeds the contribution already paid, the deficit payable to the scheme is recognised as a liability payable after deducting the contribution already paid. If the contribution already paid exceeds the contribution due for services received before the

# Notes forming part of consolidated financial statements

as at and for the year ended March 31, 2024

balance sheet date, then excess is recognised as an asset to the extent that the pre-payment will lead to, for example, a reduction in future payment or a cash refund.

**(ii) Defined benefit plans:**

Gratuity is post-employment benefit and is in the nature of defined benefit plan. The gratuity scheme is unfunded. The Company accounts for the liability for future gratuity benefits based on an independent actuarial valuation. The net present value of the Company's obligation as at the Balance Sheet date towards the same is actuarially determined based on the projected unit credit method.

Remeasurement of all defined benefit plans, which comprise actuarial gains and losses, are recognized immediately in other comprehensive income in the year they are incurred. Remeasurements are not reclassified to profit or loss in subsequent period. Net interest expense on the net defined liability is computed by applying the discount rate used to measure the net defined liability, to the net defined liability at the start of the financial year after taking into account any changes as a result of contribution and benefit payments during the year. Net interest expense and other expenses related to defined benefit plans are recognised in the Statement of Profit and Loss.

**(iii) Long Term Incentive Plan:**

The Company has adopted a long term incentive plan as approved by the Board of Directors which is a cash settled LTIP. This "Aseem Long Term Incentive Plan – Scheme I" ("Scheme"/ "Plan") lays down the framework for long term incentive compensation that may be awarded to eligible employees basis the eligibility criteria defined therein. The Company pays long term incentives to eligible employees by allotment of LTIP units that are settled in cash on fulfilment of the prescribed criteria/conditions. The Company's liability towards LTIP is determined actuarially based on Black-Scholes Option Pricing Model using certain determining parameters like value of share price, settlement price as per the Plan, dividend yield of the underlying shares, if applicable, volatility in

prices of the underlying shares, expected date of settlement of the unit and accordingly accounted for in its financial statements. The expenses towards LTIP are recognised in the Statement of Profit and Loss.

**q. Earnings per share**

Basic earnings per share are calculated by dividing the net profit or loss (excluding other comprehensive income) for the year attributable to equity shareholders of the Company by the weighted average number of equity shares outstanding during the year. The weighted average number of equity shares outstanding during the year is adjusted for events such as bonus issue, bonus element in a right issue, shares split and reserve share splits (consolidation of shares) that have changed the number of equity shares outstanding, without a corresponding change in resources.

For the purpose of calculating diluted earnings per share, the net profit or loss (excluding other comprehensive income) for the year attributable to equity shareholders of the Company and the weighted average number of shares outstanding during the year are adjusted for the effects of all dilutive potential equity shares.

**r. Events after the reporting period**

Where events occurring after the reporting period provide evidence of conditions that existed at the end of the reporting period, the impact of such events is adjusted within the consolidated financial statements. Otherwise, events occurring after the reporting period are only disclosed, if they are material in size or nature.

**s. Segmental Reporting**

The Company's operating segments are established on the basis of those components of the Company that are evaluated regularly by the Management Committee (the 'Chief Operating Decision Maker' as defined in Ind AS 108 – "Operating Segments"), in deciding how to allocate resources and in assessing performance. These have been identified taking into account the nature of products and services, the differing risks and returns and the internal business reporting systems. Basis

# Notes forming part of consolidated financial statements

as at and for the year ended March 31, 2024

evaluation, the Company concluded it operates in a single reportable segment.

## t. Foreign Currency transactions

Transactions in foreign currencies are translated into the functional currency using the exchange rates at the dates of the transactions. Foreign exchange gains and losses resulting from the settlement of such transactions and from the translation of monetary assets and liabilities denominated in foreign currencies at year end exchange rates are recognized in Statement of profit and loss.

## u. Significant accounting estimates, judgements and assumptions

The preparation of consolidated financial statements in accordance with Ind AS requires management to make judgements, estimates and assumptions in the application of accounting policies that affect the reported amounts of assets, liabilities, income and expenses, and the accompanying disclosures, as well as the disclosure of contingent liabilities. Uncertainty about these assumptions and estimates could result in outcomes that require a material adjustment to the carrying amount of assets or liabilities affected in future periods. Actual results may differ from these estimates. Estimates and underlying assumptions are reviewed on an ongoing basis. Any changes to accounting estimates are recognized prospectively.

In the process of applying the Company's accounting policies, management has made the following judgements, which have a significant risk of causing a material adjustment to the carrying amounts of assets and liabilities within the next financial year:

### (i) Property, plant and equipment:

Management reviews the estimated useful lives and residual values of the assets annually in order to determine the amount of depreciation to be recorded during any reporting period. The useful lives and residual values are as per Schedule II of the Companies Act, 2013 or are based on the nature of the asset, the estimated usage of the asset, the operating conditions of the asset, past history of replacement, anticipated technological changes, manufacturers' warranties and maintenance support.

### (ii) Income tax:

The Company reviews at each balance sheet date the carrying amount of deferred tax assets. The factors used in estimates may differ from actual outcome which could lead to an adjustment to the amounts reported in the consolidated financial statements.

### (iii) Provision and contingencies:

The recognition and measurement of other provisions are based on the assessment of the probability of an outflow of resources, and on past experience and circumstances known at the reporting date. The actual outflow of resources at a future date may, therefore, vary from the amount included in other provisions.

### (iv) Defined benefit obligations:

The cost of post-employment benefits is determined using actuarial valuations. The actuarial valuation involves making assumptions about discount rates, future salary increases, attrition rates and mortality rates. The discount rate is determined by reference to market yields at the end of the reporting period on government bonds. The period to maturity of the underlying bonds correspond to the probable maturity of the post-employment benefit obligations. Due to the long term nature of these plans such estimates are subject to significant uncertainty.

### (v) Allowance for impairment of financial asset:

The measurement of impairment losses across all categories of financial assets requires judgement, in particular, the estimation of the amount and timing of future cash flows and collateral values when determining impairment losses and the assessment of a significant increase in credit risk. These estimates are driven by a number of factors, changes in which can result in different levels of allowances.

The Company's ECL calculations are outputs of detailed model with a number of underlying assumptions regarding the choice of variable inputs and their interdependencies. Elements of

# Notes forming part of consolidated financial statements

as at and for the year ended March 31, 2024

the ECL model that are considered accounting judgements and estimates include:

- The Company's internal credit grading model, which assigns PDs to the individual grades
- The Company's criteria for assessing if there has been a significant increase in credit risk and so allowances for financial assets should be measured on a LTECL basis and the qualitative assessment
- The segmentation of financial assets when their ECL is assessed on a collective basis
- Development of ECL model, including the various formulae and the choice of inputs
- Determination of associations between macroeconomic scenarios and, economic inputs, such as unemployment levels and collateral values, and the effect on PDs, EADs and LGDs
- Selection of forward-looking macroeconomic scenarios and their probability weightings, to derive the economic inputs into the ECL models

It is the Company's policy to regularly review its model in the context of actual loss experience and adjust when necessary.

**(vi) Business model assessment:**

Classification and measurement of financial assets depends on the results of the Solely Payments of principal and interest (SPPI) and the business model test. The Company determines the business model at a level that reflects how groups of financial assets are managed together to achieve a particular business objective. This assessment includes judgement reflecting all relevant evidence including how the performance of the assets is evaluated and their performance measured, the risks that affect the performance of the assets and how these are managed and how the managers of the assets are compensated. The Company monitors financial assets measured at amortised cost or fair value through other comprehensive income that are derecognized prior to their maturity to understand the reason for their disposal and whether the reasons are consistent with the objective of the business for which the asset was held.

**(vii) Effective Interest Rate (EIR) method:**

The Company's EIR methodology, recognises interest income / expense using a rate of return that represents the best estimate of a constant rate of return over the expected behavioural life of loans given / taken and recognises the effect of potentially different interest rates at various stages and other characteristics of the product life cycle. This estimation, by nature, requires an element of judgement regarding the expected behaviour and life-cycle of the instruments, changes to benchmark rate and other fee income/expense that are integral parts of the instrument.



# Notes forming part of consolidated financial statements

as at and for the year ended March 31, 2024

(All amounts are in ₹ Lakhs, unless otherwise stated)

## Note 4: Cash and cash equivalents

	As at March 31, 2024	As at March 31, 2023
<b>Balances with banks:</b>		
- in current accounts	17,610.81	5,494.66
- Fixed deposits with original maturity less than 3 months	30,020.08	44,008.80
<b>Total</b>	<b>47,630.89</b>	<b>49,503.46</b>

## Note 5: Loans

	As at March 31, 2024	As at March 31, 2023
<b>Measured at amortised cost</b>		
Term Loans	1,009,736.21	754,298.79
Non Convertible Debentures	315,211.01	400,125.91
<b>Total Gross</b>	<b>1,324,947.22</b>	<b>1,154,424.70</b>
Less: Impairment loss allowance	(9,333.14)	(8,117.76)
<b>Total Net</b>	<b>1,315,614.08</b>	<b>1,146,306.94</b>
Secured	1,324,947.22	1,154,424.70
Unsecured	-	-
<b>Total Gross</b>	<b>1,324,947.22</b>	<b>1,154,424.70</b>
Less: Impairment loss allowance	(9,333.14)	(8,117.76)
<b>Total Net</b>	<b>1,315,614.08</b>	<b>1,146,306.94</b>
<b>Loans in India</b>		
Public sector	-	-
Others	1,324,947.22	1,154,424.70
<b>Total Gross</b>	<b>1,324,947.22</b>	<b>1,154,424.70</b>
Less: Impairment loss allowance	(9,333.14)	(8,117.76)
<b>Total Net</b>	<b>1,315,614.08</b>	<b>1,146,306.94</b>
<b>Total</b>	<b>1,315,614.08</b>	<b>1,146,306.94</b>

## Note 6: Investments

	As at March 31, 2024		As at March 31, 2023	
	No. of Shares	Amount	No. of Shares	Amount
<b>Investment in equity shares of associate company (Unquoted)</b>				
NIIF Infrastructure Finance Limited	423,932,487	107,672.41	423,932,487	97,660.19
Share of profit of associate		12,961.10		10,041.56
Share of Other comprehensive Income of associate		(16.13)		(29.34)
<b>Total (A)</b>	<b>423,932,487</b>	<b>120,617.38</b>	<b>423,932,487</b>	<b>107,672.41</b>
Investments in India (i)	423,932,487	120,617.38	423,932,487	107,672.41
Investments outside India (ii)	-	-	-	-
<b>Total (B) (i+ii)</b>	<b>423,932,487</b>	<b>120,617.38</b>	<b>423,932,487</b>	<b>107,672.41</b>
<b>Total</b>	<b>423,932,487</b>	<b>120,617.38</b>	<b>423,932,487</b>	<b>107,672.41</b>

# Notes forming part of consolidated financial statements

as at and for the year ended March 31, 2024

(All amounts are in ₹ Lakhs, unless otherwise stated)

## Note 7: Other financial assets

	As at March 31, 2024	As at March 31, 2023
<b>Measured at amortised cost</b>		
Guarantee commission receivable	14.42	156.02
Security Deposits	251.40	234.45
Receivable from employees	0.15	-
<b>Total</b>	<b>265.97</b>	<b>390.47</b>

## Note 8: Current tax assets (net)

	As at March 31, 2024	As at March 31, 2023
Advance income tax (net of provision for income tax of ₹ 13,021.82 lakhs as at March 31, 2024; previous year ₹ 10,389.66 lakhs)	4,732.34	363.68
<b>Total</b>	<b>4,732.34</b>	<b>363.68</b>

## Note 9A: Property, plant and equipment

Particulars	Computer equipment	Office equipment - Mobile	Office equipment - Others	Leasehold Improvements	Furniture & Fittings	Server / networking equipment	Total
<b>Gross block</b>							
<b>Balance as at March 31, 2022</b>	<b>25.54</b>	<b>7.56</b>	-	-	-	<b>5.27</b>	<b>38.37</b>
Additions/Adjustments	18.63	5.11	-	-	-	-	23.74
Disposals/Adjustments	-	0.40	-	-	-	-	0.40
<b>Balance as at March 31, 2023</b>	<b>44.17</b>	<b>12.27</b>	-	-	-	<b>5.27</b>	<b>61.71</b>
Additions/Adjustments	23.90	11.84	45.97	471.04	93.07	14.13	659.95
Disposals/Adjustments	-	3.90	-	-	-	-	3.90
<b>Balance as at March 31, 2024</b>	<b>68.07</b>	<b>20.21</b>	<b>45.97</b>	<b>471.04</b>	<b>93.07</b>	<b>19.40</b>	<b>717.76</b>
<b>Accumulated depreciation</b>							
<b>Balance as at March 31, 2022</b>	<b>7.32</b>	<b>1.36</b>	-	-	-	<b>1.44</b>	<b>10.12</b>
Depreciation charge	10.93	3.17	-	-	-	0.87	14.97
Disposals/Adjustments	-	0.24	-	-	-	-	0.24
<b>Balance as at March 31, 2023</b>	<b>18.25</b>	<b>4.29</b>	-	-	-	<b>2.31</b>	<b>24.85</b>
Depreciation charge	16.08	5.10	8.83	68.60	5.84	2.37	106.82
Disposals/Adjustments	-	2.19	-	-	-	-	2.19
<b>Balance as at March 31, 2024</b>	<b>34.33</b>	<b>7.20</b>	<b>8.83</b>	<b>68.60</b>	<b>5.84</b>	<b>4.68</b>	<b>129.48</b>
<b>Net block</b>							
<b>Balance as at March 31, 2023</b>	<b>25.92</b>	<b>7.98</b>	-	-	-	<b>2.96</b>	<b>36.86</b>
<b>Balance as at March 31, 2024</b>	<b>33.74</b>	<b>13.01</b>	<b>37.14</b>	<b>402.44</b>	<b>87.23</b>	<b>14.72</b>	<b>588.28</b>

# Notes forming part of consolidated financial statements

as at and for the year ended March 31, 2024

(All amounts are in ₹ Lakhs, unless otherwise stated)

## Note 9B: Capital Working-Progress

Particulars	Leasehold Improvements	Total
Balance as at March 31, 2023	7.25	7.25
Balance as at March 31, 2024	-	-

## Note 9C: Intangible assets

Particulars	Software	Total
<b>Gross block</b>		
Balance as at March 31, 2022	152.51	152.51
Additions/Adjustments	-	-
Disposals/Adjustments	-	-
Balance as at March 31, 2023	152.51	152.51
Additions/Adjustments	16.47	16.47
Disposals/Adjustments	-	-
Balance as at March 31, 2024	168.98	168.98
<b>Accumulated depreciation</b>		
Balance as at March 31, 2022	12.67	12.67
Depreciation charge	25.42	25.42
Balance as at March 31, 2023	38.09	38.09
Depreciation charge	27.41	27.41
Balance as at March 31, 2024	65.50	65.50
<b>Net block</b>		
Balance as at March 31, 2023	114.42	114.42
Balance as at March 31, 2024	103.48	103.48

## Note 9D: Right of Use Asset

Particulars	Right of Use Asset	Total
<b>Gross Block</b>		
Balance as at March 31, 2022	-	-
Additions/(Disposals)	2,255.75	2,255.75
Balance as at March 31, 2023	2,255.75	2,255.75
Additions/(Disposals)	2.03	2.03
Balance as at March 31, 2024	2,257.78	2,257.78
<b>Accumulated Depreciation</b>		
Balance as at March 31, 2022	-	-
Amortisation charge	131.59	131.59
Balance as at March 31, 2023	131.59	131.59
Amortisation charge	451.67	451.67
Balance as at March 31, 2024	583.26	583.26
Balance as at March 31, 2023	2,124.16	2,124.16
Balance as at March 31, 2024	1,674.52	1,674.52

# Notes forming part of consolidated financial statements

as at and for the year ended March 31, 2024

(All amounts are in ₹ Lakhs, unless otherwise stated)

## Note 10: Other non-financial assets

	As at March 31, 2024	As at March 31, 2023
Advance to vendors	163.42	43.51
Prepaid expenses	86.47	89.46
<b>Total</b>	<b>249.89</b>	<b>132.97</b>

## Note 11: Trade payables

	As at March 31, 2024	As at March 31, 2023
Total outstanding dues of micro enterprises and small enterprises	2.09	2.65
Total outstanding dues of creditors other than micro, small and medium enterprises	21.50	12.35
<b>Total</b>	<b>23.59</b>	<b>15.00</b>

### Trade payable ageing schedule

#### As at 31 March 2024

Particulars	Not Due	Less than a year	1-2 years	2-3 years	More than 3 years	Total
i. Total outstanding dues of micro enterprises and small enterprises	-	2.09	-	-	-	2.09
ii. Total outstanding dues of creditors other than micro enterprises and small enterprises	-	21.50	-	-	-	21.50
iii. Disputed dues of micro enterprises and small enterprises	-	-	-	-	-	-
iv. Disputed dues of creditors other than micro enterprises and small enterprises	-	-	-	-	-	-

#### As at 31 March 2023

Particulars	Not Due	Less than a year	1-2 years	2-3 years	More than 3 years	Total
i. Total outstanding dues of micro enterprises and small enterprises	-	2.65	-	-	-	2.65
ii. Total outstanding dues of creditors other than micro enterprises and small enterprises	-	12.35	-	-	-	12.35
iii. Disputed dues of micro enterprises and small enterprises	-	-	-	-	-	-
iv. Disputed dues of creditors other than micro enterprises and small enterprises	-	-	-	-	-	-

# Notes forming part of consolidated financial statements

as at and for the year ended March 31, 2024

(All amounts are in ₹ Lakhs, unless otherwise stated)

## Note 12: Debt Securities

	As at March 31, 2024	As at March 31, 2023
<b>At Amortised cost</b>		
Debt securities (Secured, non convertible)	194,674.35	206,979.50
Interest accrued but not due on debt securities	13,178.50	9,684.74
	<b>207,852.85</b>	<b>216,664.24</b>
Debt securities in India	207,852.85	216,664.24
Debt securities outside India	-	-
	<b>207,852.85</b>	<b>216,664.24</b>
16,750 (Previous year 19,500) No. of debt securities with face value per debt security	1,000,000.00	1,000,000.00
27,500 (Previous year 12,500) No. of debt securities with face value per debt security	100,000.00	100,000.00

i) Debt securities are secured against pari passu charge on asset portfolio of book debts and receivables.

ii) Terms of repayment and rate of interest:

### As At March 31, 2024

	Interest Rate	0-3 Years	3-5 Years	>5 Years	Grand Total
Secured, Non convertible debt securities	6.0%-8.30%	76,041.99	131,810.86	-	207,852.85
<b>Total</b>					<b>207,852.85</b>

### As at 31 March 2023

	Interest Rate	0-3 Years	3-5 Years	>5 Years	Grand Total
Secured, Non convertible debt securities	5.6%-8.25%	88,292.16	128,372.08	-	216,664.24
<b>Total</b>					<b>216,664.24</b>

## Note 13: Borrowings (other than debt securities)

	As at March 31, 2024	As at March 31, 2023
<b>At Amortised Cost</b>		
<b>Borrowings - In India</b>		
<b>Secured</b>		
Term loan from bank	625,914.30	537,582.62
Term Loan from Financial Institution	316,840.10	249,997.23
Cash Credit Facility availed from bank	4,998.55	-
<b>Total</b>	<b>947,752.95</b>	<b>787,579.85</b>

### Details of borrowings:

i) There are no borrowings designated or measured at FVTPL.

ii) Borrowings from bank and financial institutions are secured against pari passu charge on asset portfolio of book debts and receivables.

iii) Terms of repayment and rate of interest:

# Notes forming part of consolidated financial statements

as at and for the year ended March 31, 2024

(All amounts are in ₹ Lakhs, unless otherwise stated)

## As at 31 March 2024

	Interest Rate	0-3 Years	3-5 Years	>5 Years	Grand Total
Term loan from Banks	Floating*	50,000.00	193,560.00	376,730.70	620,290.69
Term loan from Banks	6.50%	5,623.62			5,623.61
Term loan from financial institutions	Floating*	49,999.83	149,998.50	116,841.77	316,840.10
Cash credit facility	Floating*	4,998.55	-	-	4,998.55
<b>Total</b>					<b>947,752.95</b>

## As at 31 March 2023

	Interest Rate	0-3 Years	3-5 Years	>5 Years	Grand Total
Term loan from Banks	Floating*	38,118.72	149,797.87	336,538.36	524,454.95
Term loan from Banks	6.50%	13,127.67			13,127.67
Term loan from financial institutions	Floating*	49,999.66	149,998.04	49,999.53	249,997.23
Cash credit facility	Floating*	-	-	-	-
<b>Total</b>					<b>787,579.85</b>

\* Linked with MCLR/Base rate of respective banks/institutions and T-bill / Repo.

## Note 14: Lease liability

	As at March 31, 2024	As at March 31, 2023
Lease liability	1,802.06	2,190.95
	<b>1,802.06</b>	<b>2,190.95</b>

## Note 15: Other financial liabilities

	As at March 31, 2024	As at March 31, 2023
<b>Measured at amortised cost</b>		
Payable to related parties	10.80	3.06
Staff incentives payable	516.70	234.54
Financial guarantee obligation	168.13	422.17
Processing fees received pending disbursement	1,241.97	734.56
Fees received in advance	80.23	-
Capital expenses payable	19.08	-
Other expenses payable	233.43	136.78
<b>Total</b>	<b>2,270.34</b>	<b>1,531.11</b>

## Note 16: Provisions

	As at March 31, 2024	As at March 31, 2023
<b>Provisions for employee benefits</b>		
Provision for gratuity	80.14	60.66
Provision for leave benefits	198.36	163.97
Provision for long term Incentive Plan	585.24	-
Provision for Impairment loss on non-fund based facility	227.46	315.61
<b>Total</b>	<b>1,091.20</b>	<b>540.24</b>

# Notes forming part of consolidated financial statements

as at and for the year ended March 31, 2024

(All amounts are in ₹ Lakhs, unless otherwise stated)

## Note 17: Deferred tax liabilities (net)

	As at March 31, 2024	As at March 31, 2023
<b>Temporary difference attributable to:</b>		
<b>Deferred tax assets</b>		
Preliminary expenses	-	15.10
Provision for gratuity payable	26.31	15.27
Provision for leave encashment payable	61.55	41.27
Provision of Long Term Incentive Plan payable	147.29	-
Lease Liability	453.54	551.42
Right-of-use assets	(421.44)	(567.73)
Financial assets measured at amortised cost	1,648.38	1,152.71
Impairment allowance on financial assets	2,406.22	2,122.51
	<b>4,321.85</b>	<b>3,330.55</b>
<b>Deferred tax liabilities</b>		
Depreciation on property, plant and equipment	(2.63)	(7.96)
Undistributed profit of associate	(8,608.85)	(5,350.86)
	<b>(8,611.48)</b>	<b>(5,358.82)</b>
<b>Total Deferred tax liabilities (net)</b>	<b>4,289.63</b>	<b>2,028.27</b>

## Note 18: Other non-financial liabilities

	As at March 31, 2024	As at March 31, 2023
Statutory dues	271.18	206.41
<b>Total</b>	<b>271.18</b>	<b>206.41</b>

## Note 19A: Equity Share Capital

	As at March 31, 2024		As at March 31, 2023	
	Number of Shares	Amount	Number of Shares	Amount
<b>Authorised capital</b>				
Equity Shares of ₹ 10 each (Previous year ₹ 10 each)	4,500,000,000	450,000.00	4,500,000,000	450,000.00
	<b>4,500,000,000</b>	<b>450,000.00</b>	<b>4,500,000,000</b>	<b>450,000.00</b>
<b>Issued, subscribed and paid up</b>				
<b>(I) Equity Shares</b>				
Equity Shares of ₹ 10 each fully paid (Previous year ₹ 10 each)	2,380,586,256	238,058.63	2,380,586,256	238,058.63
	<b>2,380,586,256</b>	<b>238,058.63</b>	<b>2,380,586,256</b>	<b>238,058.63</b>

### Rights, preferences and restrictions attached to Equity Shares

Each holder of an equity share is entitled to one vote per share. The Company declares and pays dividends, if any, in Indian Rupees. The dividend proposed, if any, by the Board of Directors is subject to the approval of the shareholders in the ensuing Annual General Meeting, except interim dividend. In the event of liquidation of the Company, the holders of equity shares will be entitled to receive the remaining assets of the Company, after distribution of all preferential amounts, if any. The distribution will be in proportion to the number of equity shares held by the shareholders.

# Notes forming part of consolidated financial statements

as at and for the year ended March 31, 2024

(All amounts are in ₹ Lakhs, unless otherwise stated)

Compulsorily Convertible Preference Share Capital ('CCPS')	As at March 31, 2024		As at March 31, 2023	
	Number of Shares	Amount	Number of Shares	Amount
<b>Authorised capital</b>				
0.001% Compulsorily Convertible Preference Shares ('CCPS') of ₹ 11 each	818,181,819	90,000.00	818,181,819	90,000.00
	<b>818,181,819</b>	<b>90,000.00</b>	<b>818,181,819</b>	<b>90,000.00</b>
<b>Issued, subscribed and paid up</b>				
0.001% Compulsorily Convertible Preference Shares ('CCPS') of ₹ 11 each	-	-	-	-
	-	-	-	-

## Reconciliation of shares outstanding at the beginning and at the end of the reporting year

Particulars	As at March 31, 2024		As at March 31, 2023	
	Number of Shares	Amount	Number of Shares	Amount
<b>Equity Shares</b>				
At the beginning of the year	2,380,586,256	238,058.63	2,380,586,256	238,058.63
Add : issued during the year	-	-	-	-
Add : CCPS conversion into equity share during the year	-	-	-	-
<b>At the end of the year</b>	<b>2,380,586,256</b>	<b>238,058.63</b>	<b>2,380,586,256</b>	<b>238,058.63</b>
<b>Total issued, subscribed and fully paid up Equity Shares</b>	<b>2,380,586,256</b>	<b>238,058.63</b>	<b>2,380,586,256</b>	<b>238,058.63</b>

## Details of shareholders holding more than 5% shares in the company

Name of shareholder	As at March 31, 2024		As at March 31, 2023	
	Number of Shares	Amount	Number of Shares	Amount
<b>Equity shares of ₹10 each</b>				
National Investment and Infrastructure Fund-II	1,405,637,939	59.05%	1,405,637,939	59.05%
Government of India	736,889,692	30.95%	736,889,692	30.95%
Sumitomo Mitsui Banking Corporation	238,058,625	10.00%	238,058,625	10.00%
<b>Total</b>	<b>2,380,586,256</b>	<b>100.00%</b>	<b>2,380,586,256</b>	<b>100.00%</b>

## Shareholding of Promoters in the company

### As at March 31, 2024

Name of promoter	No. of shares at the beginning of the year	Change during the year	No. of shares at the end of the year	% of total shares	% Change during the year
National Investment and Infrastructure Fund-II	1,405,637,939	-	1,405,637,939	59.05%	-
<b>Total</b>	<b>1,405,637,939</b>	<b>-</b>	<b>1,405,637,939</b>	<b>59.05%</b>	<b>-</b>

### As at 31 March 2023

Name of promoter	No. of shares at the beginning of the year	Change during the year	No. of shares at the end of the year	% of total shares	% Change during the year
National Investment and Infrastructure Fund-II	1,405,637,939	-	1,405,637,939	59.05%	-
<b>Total</b>	<b>1,405,637,939</b>	<b>-</b>	<b>1,405,637,939</b>	<b>59.05%</b>	<b>-</b>



# Notes forming part of consolidated financial statements

as at and for the year ended March 31, 2024

(All amounts are in ₹ Lakhs, unless otherwise stated)

## Note 19B: Other equity

	As at March 31, 2024	As at March 31, 2023
(a) Statutory reserve u/s. 45-IC of RBI Act, 1934	9,150.52	5,043.91
(b) Special Reserve u/s. 36(1)(viii) of Income Tax Act, 1961	2,590.64	-
(c) Securities premium	16,872.55	16,872.55
(d) Impairment reserve	54.42	54.42
(e) Retained earnings	59,396.27	35,867.04
<b>Total</b>	<b>88,064.40</b>	<b>57,837.92</b>

### (a) Statutory reserve u/s. 45-IC of RBI Act, 1934

	As at March 31, 2024	As at March 31, 2023
Opening balance	5,043.91	2,125.83
Addition during the year	4,106.61	2,918.08
<b>Closing balance</b>	<b>9,150.52</b>	<b>5,043.91</b>

### (b) Special Reserve u/s. 36(1)(viii) of Income Tax Act, 1961

	As at March 31, 2024	As at March 31, 2023
Opening balance	-	-
Addition during the year	2,590.64	-
<b>Closing balance</b>	<b>2,590.64</b>	<b>-</b>

### (c) Securities premium

	As at March 31, 2024	As at March 31, 2023
Opening balance	16,872.55	16,872.55
Addition during the year	-	-
<b>Closing balance</b>	<b>16,872.55</b>	<b>16,872.55</b>

### (d) Impairment reserve

	As at March 31, 2024	As at March 31, 2023
Opening balance	54.42	54.42
Addition during the year	-	-
<b>Closing balance</b>	<b>54.42</b>	<b>54.42</b>

# Notes forming part of consolidated financial statements

as at and for the year ended March 31, 2024

(All amounts are in ₹ Lakhs, unless otherwise stated)

## (e) Retained earnings

	As at March 31, 2024	As at March 31, 2023
Opening balance	35,867.04	16,708.65
Transaction during the year :		
Net profit for the year	30,232.10	22,104.58
Other comprehensive income for the year	(5.62)	(28.11)
Less: Transfer to Statutory reserve u/s. 45-IC of RBI Act, 1934	(4,106.61)	(2,918.08)
Less: Transfer to Special reserve u/s. 36(1)(viii) of Income Tax Act, 1961	(2,590.64)	-
<b>Closing balance</b>	<b>59,396.27</b>	<b>35,867.04</b>

### Nature and purpose of reserves

#### Statutory reserve u/s. 45-IC of RBI Act, 1934 and Special reserve u/s. 36(1)(viii) of Income Tax Act, 1961

Appropriations to the Special Reserve under Section 36(1)(viii) of the Income Tax Act, 1961 and the Special Reserve under Section 45-IC of Reserve Bank of India Act, 1934 are carried out of distributable profits of the Company.

#### Securities premium

Securities premium is used to record the premium on issue of shares. The reserve is utilised in accordance with the provisions of the Act.

#### Impairment reserve

In terms of the requirement as per RBI Notification No. RBI/2019-20/170 DOR (NBFC).CC.PD.No. 109/22.10.106/2019-20 dated March 13, 2020, on implementation of Ind AS, Non-Banking Financial Companies (NBFCs) are required to create an Impairment Reserve for any shortfall in Impairment Allowances under Ind AS 109 - Financial Instruments (Ind AS 109), as compared to the Income Recognition, Asset Classification and Provisioning ("IRACP") norms (including provision on standard assets). As at December 31, 2020, the total provision required under IRACP (including standard asset provisioning) exceeded the Impairment Allowance under Ind AS 109. Accordingly, the Company had transferred ₹ 54.42 lakhs from Retained Earnings to Impairment Reserve. The Impairment Allowance including the additional provision under Ind AS 109 as at March 31, 2024 and March 31, 2023 is higher than the provision required under IRACP norms and accordingly, no additional transfer to the Impairment Reserve has been made.

#### Retained earnings

Retained earnings are the profits that the Company has earned till date, less any transfers to statutory reserve, dividends or other distributions paid to shareholders.

## Note 20 : Interest income

	For the year ended March 31, 2024	For the year ended March 31, 2023
<b>On financial assets measured at amortised cost:</b>		
Interest on loans	82,101.76	46,011.44
Interest on Non Convertible Debentures	31,166.92	30,017.44
Interest on bank deposits	1,676.63	1,679.77
Prepayment premium on loans	860.07	-
Other interest income*	24.22	14.77
<b>Total</b>	<b>115,829.60</b>	<b>77,723.42</b>

\*Represents unwinding of discount on commission income from financial guarantee contract and security deposit.

# Notes forming part of consolidated financial statements

as at and for the year ended March 31, 2024

(All amounts are in ₹ Lakhs, unless otherwise stated)

## Note 21 : Fees and commission income

	For the year ended March 31, 2024	For the year ended March 31, 2023
<b>On financial assets measured at amortised cost:</b>		
Commission fees	906.72	971.99
Advisory fees	262.02	52.50
Others	782.88	116.68
<b>Total</b>	<b>1,951.62</b>	<b>1,141.17</b>

## Note 22: Net gain/(losses) on fair value changes

	For the year ended March 31, 2024	For the year ended March 31, 2023
Income on Mutual Funds Gain/loss	1,088.98	-
	<b>1,088.98</b>	-

## Note 23: Finance costs

	For the year ended March 31, 2024	For the year ended March 31, 2023
<b>On Financial liabilities measured at amortised cost</b>		
Bank charges	15.27	5.30
Interest on borrowings	70,079.84	41,805.66
Interest on Debt securities	15,414.48	11,880.86
Interest on Lease Liabilities	161.53	50.97
Fees and other borrowing costs	329.75	226.46
<b>Total</b>	<b>86,000.87</b>	<b>53,969.25</b>

## Note 24: Impairment on financial instruments

	For the year ended March 31, 2024	For the year ended March 31, 2023
<b>On Financial instruments measured at amortised cost</b>		
Term Loans	1,812.71	2,311.38
Non Convertible Debentures	(597.34)	895.49
Non Fund Based Facility	(88.16)	132.02
<b>Total</b>	<b>1,127.21</b>	<b>3,338.89</b>

## Note 25: Employee benefits expenses

	For the year ended March 31, 2024	For the year ended March 31, 2023
Salaries, wages and bonus	2,370.07	1,360.03
Gratuity and leave encashment	125.71	116.34
Contribution to provident and other funds	94.90	65.82
Staff welfare expenses	106.56	65.56
Long Term Incentive Plan (LTIP) expense	585.24	-
<b>Total</b>	<b>3,282.48</b>	<b>1,607.75</b>

# Notes forming part of consolidated financial statements

as at and for the year ended March 31, 2024

(All amounts are in ₹ Lakhs, unless otherwise stated)

## Note 26: Depreciation and amortisation expense

	For the year ended March 31, 2024	For the year ended March 31, 2023
Depreciation on property, plant and equipment	106.83	14.97
Depreciation on right-of-use assets	451.67	131.59
Amortisation of intangible assets	27.41	25.42
<b>Total</b>	<b>585.91</b>	<b>171.98</b>

## Note 27: Other expenses

	For the year ended March 31, 2024	For the year ended March 31, 2023
Shared services cost expense	-	9.63
Legal and professional fees	311.05	317.13
Internal audit fees	18.72	16.80
Auditor's remuneration (Refer note 27 (a))	33.65	27.57
Corporate social responsibility expenditure	215.54	90.25
Director sitting fees	39.79	24.20
Recruitment expenses	40.34	18.95
Information technology expenses	335.03	248.77
Office rent expenses (previous year includes facility support charges)	157.75	141.76
Insurance expenses	23.32	23.78
Foreign Exchange (Gain)/loss*	405.02	-
Travel and conveyance	96.33	25.02
Other expenses	154.87	38.86
<b>Total</b>	<b>1,831.41</b>	<b>982.72</b>

\*During FY24, the Company had converted a part of its borrowing to FCNR loan for a period of 6 months as per the terms with the bank. As per the foreign currency hedging policy of the Company, this FCNR loan exposure was fully hedged for principal and interest over the outstanding period. The Company has adopted accounting practice under IndAS accounting framework including IndAS 109 - Financial Instruments for recording and disclosure in this regard.

## Note 27(a): Break up of Auditors' remuneration\*\*

	For the year ended March 31, 2024	For the year ended March 31, 2023
Statutory audit	18.53	15.29
Tax audit	1.91	1.64
Other services (including limited review and certification fees)	13.21	10.64
<b>Total</b>	<b>33.65</b>	<b>27.57</b>

\*\* Above amount includes balance of indirect taxes after claiming input credit

## Note 28: Earning per share (EPS)

a) The basic earnings per share has been calculated based on the following:

	For the year ended March 31, 2024	For the year ended March 31, 2023
Net Profit after tax available for equity shareholders	30,232.10	22,104.58
Weighted average number of Equity shares used in computing Basic EPS & Diluted EPS	<b>2,380,586,256</b>	<b>2,380,586,256</b>

# Notes forming part of consolidated financial statements

as at and for the year ended March 31, 2024

(All amounts are in ₹ Lakhs, unless otherwise stated)

## b) The reconciliation between the basic and the diluted earnings per share is as follows:

	For the year ended March 31, 2024	For the year ended March 31, 2023
Basic earnings per share (in ₹)	1.27	0.93
Diluted earnings per share (in ₹)	1.27	0.93

## 29 Related party disclosures

Names of related parties identified in accordance with Ind AS -24 "Related Party Disclosures" (with whom there were transactions during the current /previous year) are as follows:

### a. Name of related parties and related party relationship

#### i) Parties where control exists

Holding entity	National Investment and Infrastructure Fund-II
Investment manager of holding entity	National Investment and Infrastructure Fund Limited

#### ii) Shareholders holding atleast 10% shares in the company

Shareholder	Sumitomo Mitsui Banking Corporation
-------------	-------------------------------------

#### iii) Directors

Chairman & Non-Executive, Nominee Director	Mr. Surya Prakash Rao Pendyala until November 30, 2023
Non-Executive, Nominee Director	Mr. Saurabh Jain
Non-Executive, Nominee Director	Mr. Rajiv Dhar until March 31, 2024
Non-Executive, Nominee Director	Mr. Padmanabh Sinha w.e.f February 2, 2024
Non-Executive, Nominee Director	Mr. Nilesh Shrivastava w.e.f February 2, 2024
Independent Director	Ms. Rosemary Sebastian
Independent Director	Mr. V. Chandrasekaran
Independent Director	Mr. Prashant Kumar Ghose w.e.f January 12, 2023

#### iv) Key management personnel

Chief executive officer	Mr. Virender Pankaj
Chief financial officer	Mr. Nilesh Sampat
Company Secretary	Ms. Karishma Pranav Jhaveri

#### v) Associate company

	NIIF Infrastructure Finance Limited
--	-------------------------------------

# Notes forming part of consolidated financial statements

as at and for the year ended March 31, 2024

(All amounts are in ₹ Lakhs, unless otherwise stated)

**b. Key management personnel compensation:**

Particulars	For the year ended March 31, 2024	For the year ended March 31, 2023
Short term employee benefits	604.63	392.19
Post-employment defined benefit #	21.48	16.95

#As gratuity, LTIP and other long term employee benefits are computed for all employees in aggregate, the amounts relating to the Key Management Personnel cannot be individually identified.

Particulars of Director sitting fees	For the year ended March 31, 2024	For the year ended March 31, 2023
Ms. Rosemary Sebastian- Independent Director	13.80	10.00
Mr. V. Chandrasekaran- Independent Director	13.80	11.40
Mr. Prashant Kumar Ghose- Independent Director	9.00	0.80
<b>Total</b>	<b>36.60</b>	<b>22.20</b>

**c. Transactions with related parties during the year**

Nature of transaction	Relationship	For the year ended March 31, 2024	For the year ended March 31, 2023
<b>Downsell / Assignment of Loans</b>			
NIIF Infrastructure Finance Limited	Associate company	47,832.97	-
<b>Fee / charges paid</b>			
NIIF Infrastructure Finance Limited	Associate company	20.00	-
<b>Expenses charged by Company</b>			
NIIF Infrastructure Finance Limited	Associate company	13.14	0.61
<b>Expenses on Company's behalf by</b>			
National Investment and Infrastructure Fund Limited	Investment manager of holding entity	12.50	18.94
NIIF Infrastructure Finance Limited	Associate company	26.32	54.20

**d. Closing balance of the transactions with related parties**

Nature of transaction	Relationship	As at March 31, 2024	As at March 31, 2023
<b>Equity shares</b>			
National Investment and Infrastructure Fund-II	Holding company	140,563.79	140,563.79
<b>Investment in equity shares</b>			
NIIF Infrastructure Finance Limited	Associate company	86,411.86	86,411.86
<b>Reimbursement of expense receivable</b>			
NIIF Infrastructure Finance Limited	Associate company	-	0.66
<b>Expenses on Company's behalf payable</b>			
National Investment and Infrastructure Fund Limited	Investment manager of holding entity	10.80	-
NIIF Infrastructure Finance Limited	Associate company	-	3.72

# Notes forming part of consolidated financial statements

as at and for the year ended March 31, 2024

(All amounts are in ₹ Lakhs, unless otherwise stated)

## 30 Corporate social responsibility (CSR)

As per Section 135 of the Companies Act, 2013, a company, meeting the applicability threshold, needs to spend at least 2% of its average net profit for the immediately preceding three financial years on corporate social responsibility (CSR) activities.

(a) Gross amount required to be spent by the Company during the year – ₹ 215.33 lakhs (previous year - ₹ 90.08 lakhs)

(b) amount of expenditure incurred and shortfall at the end of the year

For the year ended March 31, 2024	Amount of expenditure incurred	Shortfall at the end of the year	Total of previous years shortfall
(i) Construction/acquisition of any asset	-	-	-
(ii) On purposes other than (i) above	215.54	-	-

The Company's CSR spend shall enable support to these specific programs – (1) Strengthen livelihood opportunities for tribal women of 20 forest villages in Kotra taluka (Udaipur Dist, Raj) simultaneously addressing environmental sustainability and challenges posed by climate change (2) Youth Leadership Development Program to nurture young social change makers (3) Provide quality support to 25 Visually Impaired college students of DSMNRRU Lucknow, to enable them compete in the open world with the sighted community (4) Provide uninterrupted supply of drinking water to a remote village in Jawhar taluka (MH) and Value Education Programme for school children (5) Create awareness about menstrual hygiene among adolescent girls from schools in Mumbai, guide them and encourage them to follow hygienic practices, by reaching out to 2500 girls (6) Establish a new centre (Thakur Complex, Saidham, Mumbai) to serve as an educational & developmental hub for 25 underprivileged children currently not attending schools due to various socio-economic constraints (7) Mitigation / restoration activities in the event of natural calamities, or contingency funding for any untoward occurrence in Maharashtra

For the year ended March 31, 2023	Amount of expenditure incurred	Shortfall at the end of the year	Total of previous years shortfall
(i) Construction/acquisition of any asset	-	-	-
(ii) On purposes other than (i) above	90.25	-	-

The Company's CSR spend shall enable support to two specific programs – (1) Intelligent Solutions for Road Safety through Technology and Engineering (iRASTE) in the state of Telangana, applying a Safe Systems approach to aspects of Vehicle Safety, Mobility Analysis & Infrastructure Safety, and (2) Screening of women in vulnerable districts of Andhra Pradesh for Cervical and Breast Cancer, using AI enabled hand held devices. Aseem Infrastructure Finance has sponsored both these programs, with unique partnership mechanisms. Project iRASTE is a partnership of industry, academia and government and is driven by Government of Telangana, TSRTC (Telangana State Road Transport Corporation), INAI, IIIT-Hyderabad, Central Road Research Institute (CRRRI), Uber, and Intel. The Cancer screening program is a partnership between the Health department of Government of Andhra Pradesh, its implementation NGO partner SHARE India, Rotary Foundation International and their local clubs, and the technology partner providing the AI enabled cancer screening devices.

## 31 Contingent liabilities and capital commitments

Capital expenditure contracted for at the end of reporting year but not recognised as liabilities is as follows:

Particulars	As at March 31, 2024	As at March 31, 2023
Intangible assets	11.23	-

Contingent liabilities as at the end of reporting year are as follows:

Particulars	As at March 31, 2024	As at March 31, 2023
Letter of comfort issued	32,493.87	45,087.60

# Notes forming part of consolidated financial statements

as at and for the year ended March 31, 2024

(All amounts are in ₹ Lakhs, unless otherwise stated)

## 32 Details of dues to micro and small enterprises as defined under the MSMED Act, 2006:

The management has identified enterprises which qualify under the definition of micro enterprises and small enterprises, as defined under Micro, Small and Medium Enterprises Development (MSMED) Act, 2006. Accordingly, the disclosure in respect of the amounts payable to such enterprises as at the year end has been made in the financial statements based on information received and available with the Company and has been relied upon by the statutory auditors.

Particulars	March 31, 2024	March 31, 2023
Principal amount due to suppliers registered under the MSMED Act and remaining unpaid as at year end	2.09	2.65
Interest due to suppliers registered under the MSMED Act and remaining unpaid as at year end	-	-
Further interest remaining due and payable for earlier years	-	-
	<b>2.09</b>	<b>2.65</b>

## 33 Tax expense recognised in P&L

Particulars	For the year ended March 31, 2024	For the year ended March 31, 2023
Current tax	7,208.03	5,835.50
Deferred tax	2,263.24	942.84
	<b>9,471.27</b>	<b>6,778.34</b>

## Tax expense/(benefits) recognised in other comprehensive income

Particulars	For the year ended March 31, 2024	For the year ended March 31, 2023
Current tax	-	-
Deferred tax- remeasurement of defined benefit obligation	1.89	9.45
	<b>1.89</b>	<b>9.45</b>

### 33.1 Tax reconciliation (for profit and loss)

Particulars	For the year ended March 31, 2024	For the year ended March 31, 2023
Profit/(loss) before income tax expense	39,703.37	28,882.92
Tax at the rate of	25.168%	25.168%
Income tax expense calculated	9,992.54	7,269.25
Tax impact of not deductible/allowable expenses/income for tax purpose	129.13	38.42
Tax impact of deduction allowed separately under Income Tax Act, 1961	(652.01)	(546.16)
Others	(0.28)	7.38
<b>Income tax expense</b>	<b>9,469.38</b>	<b>6,768.89</b>



# Notes forming part of consolidated financial statements

as at and for the year ended March 31, 2024

(All amounts are in ₹ Lakhs, unless otherwise stated)

## 33.2 Deferred tax assets (net)

Particulars	For the year ended March 31, 2024	For the year ended March 31, 2023
<b>Deferred tax on account of :</b>		
Preliminary expenses	-	(15.10)
Provision for gratuity payable	(26.31)	(15.27)
Provision for leave encashment payable	(61.55)	(41.27)
Provision of Long Term Incentive Plan payable	(147.29)	-
Lease liability	(453.54)	(551.42)
Right-of-use assets	421.44	567.73
Financial assets measured at amortised cost	(1,648.38)	(1,152.71)
Impairment allowance on financial assets	(2,406.22)	(2,122.51)
Depreciation of property, plant and equipment	2.63	7.96
Undistributed profit of associate	8,608.85	5,350.86
<b>Net deferred tax liabilities</b>	<b>4,289.63</b>	<b>2,028.27</b>

### Deferred tax related to the following:

Particulars	As at March 31, 2024	Recognised through profit & loss	Recognised through OCI	As at March 31, 2023	Recognised through profit & loss	Recognised through OCI
Preliminary expenses	-	15.10	-	(15.10)	15.10	-
Provision for gratuity payable	(26.31)	(8.87)	(2.17)	(15.27)	(6.40)	(2.07)
Provision for leave encashment payable	(61.55)	(20.28)	-	(41.27)	(22.79)	-
Provision of Long Term Incentive Plan payable	(147.29)	(147.29)	-	-	-	-
Lease liability	(453.54)	97.87	-	(551.42)	(551.42)	-
Right of use assets	421.44	(146.28)	-	567.73	567.73	-
Financial assets measured at amortised cost	(1,648.38)	(495.67)	-	(1,152.71)	(751.91)	-
Impairment allowance on financial assets	(2,406.22)	(283.71)	-	(2,122.51)	(840.33)	-
Expenses disallowed for Income tax	-	-	-	-	-	-
Depreciation of property, plant and equipment	2.63	(5.33)	-	7.96	5.60	-
Undistributed profit of associate	8,608.85	3,257.71	0.28	5,350.86	2,527.26	(7.38)
<b>Total deferred tax liabilities (net)</b>	<b>4,289.63</b>	<b>2,263.24</b>	<b>(1.89)</b>	<b>2,028.27</b>	<b>942.84</b>	<b>(9.45)</b>

# Notes forming part of consolidated financial statements

as at and for the year ended March 31, 2024

(All amounts are in ₹ Lakhs, unless otherwise stated)

## 34 Fair value measurements

### Financial instruments by category

Particulars	As at March 31, 2024			
	FVTPL	FVOCI	Amortised cost	Total carrying value
<b>Financial assets</b>				
Cash and cash equivalents	-	-	47,630.89	47,630.89
Loans	-	-	1,315,614.08	1,315,614.08
Investments	-	-	120,617.38	120,617.38
Other financial assets	-	-	265.97	265.97
<b>Total financial assets</b>	-	-	<b>1,484,128.32</b>	<b>1,484,128.32</b>
<b>Financial liabilities</b>				
Trade payables	-	-	23.59	23.59
Debt Securities	-	-	207,852.85	207,852.85
Borrowings (other than debt securities)	-	-	947,752.95	947,752.95
Lease liability	-	-	1,802.06	1,802.06
Other financial liabilities	-	-	2,270.34	2,270.34
<b>Total financial liabilities</b>	-	-	<b>1,159,701.79</b>	<b>1,159,701.79</b>

Particulars	As at March 31, 2023			
	FVTPL	FVOCI	Amortised cost	Total carrying value
<b>Financial assets</b>				
Cash and cash equivalents	-	-	49,503.46	49,503.46
Loans	-	-	1,146,306.94	1,146,306.94
Investments	-	-	107,672.41	107,672.41
Other financial assets	-	-	390.47	390.47
<b>Total financial assets</b>	-	-	<b>1,303,873.28</b>	<b>1,303,873.28</b>
<b>Financial liabilities</b>				
Trade payables	-	-	15.00	15.00
Debt Securities	-	-	216,664.24	216,664.24
Borrowings (other than debt securities)	-	-	787,579.85	787,579.85
Lease Liability	-	-	2,190.95	2,190.95
Other financial liabilities	-	-	1,531.11	1,531.11
<b>Total financial liabilities</b>	-	-	<b>1,007,981.15</b>	<b>1,007,981.15</b>

### I. Fair value hierarchy

The fair values of the financial assets and liabilities are included at the amount that would be received to sell an asset or paid to transfer a liability in an orderly transaction between market participants at the measurement date.

This section explains the judgements and estimates made in determining the fair values of the financial instruments that are (a) recognised and measured at fair value and (b) measured at amortised cost and for which fair values are disclosed in the financial statements. To provide an indication about the reliability of the inputs used in determining fair value, the company has classified its financial instruments into the three levels prescribed under the Indian Accounting standard. An explanation of each level is as follows:

Level 1: Level 1 hierarchy includes financial instruments measured using quoted prices. For example: listed equity instruments that have quoted market price.

Level 2: The fair value of financial instruments that are not traded in an active market (for example, traded bonds, over-the-counter derivatives) is determined using valuation techniques which maximise the use of observable market data and rely as little as possible on entity-specific estimates. If all significant inputs required to fair value an instrument are observable, the instrument is included in level 2.

# Notes forming part of consolidated financial statements

## as at and for the year ended March 31, 2024

(All amounts are in ₹ Lakhs, unless otherwise stated)

Level 3: If one or more of the significant inputs is not based on observable market data, the instrument is included in level 3. This is the case for unlisted equity securities, contingent consideration and indemnification asset is included in level 3.

### II. Valuation techniques used to determine fair value

Significant valuation techniques used to value financial instruments include:

The carrying amounts of Cash and cash equivalents, other financial assets, trade payables and other financial liabilities are considered to be approximately equal to the fair value due to their short term maturities.

The fair value of floating rate financial assets and liabilities are deemed to be equivalent to the carrying value. The fair value of certain fixed rate financial assets are estimated using a discounted cash flow model based on contractual cash flows discounted using market rates incorporating the counterparties' credit risk. However, the fair value of such instruments is not materially different from their carrying amounts.

All the financial assets and liabilities are categorised into level 2 of fair value hierarchy.

### III. Valuation Process

The finance department of the Company includes a team that performs the valuations of financial assets and liabilities required for financial reporting purposes, including level 3 fair values. This team directly reports to the Chief Financial Officer (CFO) and Audit Committee (AC).

### IV. Fair value of financial instrument measured at amortised cost

Particulars	As at March 31, 2024		As at March 31, 2023	
	Carrying Amount	Fair Value	Carrying Amount	Fair Value
<b>Financial assets</b>				
Loans	1,315,614.08	1,315,614.08	1,146,306.94	1,146,306.94
Other financial assets (Guarantee Commission receivable)	14.42	14.42	156.02	156.02
<b>Financial liabilities</b>				
Debt Securities	207,852.85	207,852.85	216,664.24	216,664.24
Borrowings (other than debt securities)	947,752.95	947,752.95	787,579.85	787,579.85

#### Note:

During the years mentioned above, there have been no transfers amongst the levels of hierarchy.

## 35 Capital Management

The Company's objective for capital management is to maximise shareholder value, safeguard business continuity and support the growth of the Company. The Company determines the capital requirement based on annual operating plans and long-term and other strategic investment plans. The funding requirements are met through equity, operating cash flows generated and debt.

The Company is subject to the capital adequacy requirements of the Reserve Bank of India (RBI). Under RBI's capital adequacy guidelines, the Company is required to maintain a capital adequacy ratio consisting of Tier I and Tier II Capital. The total of Tier II Capital at any point of time, shall not exceed 100 percent of Tier I Capital. The minimum capital ratio as prescribed by RBI guidelines and applicable to the Company, consisting of Tier I and Tier II capital, shall not be less than 15 percent of its aggregate risk weighted assets on-balance sheet and of risk adjusted value of off-balance sheet.

# Notes forming part of consolidated financial statements

as at and for the year ended March 31, 2024

(All amounts are in ₹ Lakhs, unless otherwise stated)

## Regulatory capital

Particulars	As at March 31, 2024	As at March 31, 2023
Tier- I capital	237,944.25	217,628.06
Tier- II capital	9,560.60	8,433.39
<b>Total Capital</b>	<b>247,504.86</b>	<b>226,061.45</b>
Risk weighted assets	1,208,615.99	1,066,982.88
Tier- I capital ratio	19.69%	20.40%
Tier- II capital ratio	0.79%	0.79%
<b>Total Capital ratio</b>	<b>20.48%</b>	<b>21.19%</b>

## Financial risk management

The Company is exposed primarily to credit risk, liquidity, foreign currency and interest rate risk. The Company has a risk management policy which covers risk associated with the financial assets and liabilities. The risk management policy is approved by Board of Directors. The focus of the risk management is to assess the unpredictability of the financial environment and to mitigate potential adverse effect on the financial performance of the Company. The Company's principal financial liabilities comprises of borrowings, other financial liabilities and trade payables. The main purpose of these financial liabilities is to finance the Company's operations. The Company's principal financial assets include loans, investments and cash and cash equivalents that it derives directly from its operations.

### A Credit risk

It is risk of financial loss that the Company will incur because its customer or counterparty to financial instruments fails to meet its contractual obligation.

The Company's financial assets comprise of Cash and cash equivalents, Loans, Investments and Other financial assets.

The Company manages and controls credit risk by setting limits on the amount of risk it is willing to accept for individual counterparties, and by monitoring exposures in relations to such limits. Deposits with banks are considered to have negligible risk or nil risk, as they are maintained with high rated banks as approved by the Board of Directors. Investments comprise of temporary deployments in liquid and overnight mutual funds, unquoted equity instruments of associate company. The Company has a dedicated risk management team, which monitors the positions, exposures and margins on a continuous basis.

Following provides exposure to credit risk for Financial Instruments :

Particulars	As at March 31, 2024	As at March 31, 2023
Financial Assets at amortised cost- Loans (Gross)	1,333,306.48	1,159,681.67
Other financial assets at amortised cost	14.42	156.02
Non Fund Based Facility	32,493.87	45,087.60
<b>Total Gross exposure</b>	<b>1,365,814.78</b>	<b>1,204,925.29</b>
Less: Non Fund Based Facility	(32,493.87)	(45,087.60)
Less : Impairment loss allowances	(9,560.60)	(8,433.39)
Less: EIR adjustments	(8,359.26)	(5,256.95)
<b>Total carrying value</b>	<b>1,315,401.04</b>	<b>1,146,147.35</b>

Credit risk on Cash and Cash equivalents is considered to be Nil as these are generally held with leading banks.

The financial instruments covered within the scope of ECL include financial assets measured at amortised cost such as loans.

# Notes forming part of consolidated financial statements

## as at and for the year ended March 31, 2024

(All amounts are in ₹ Lakhs, unless otherwise stated)

### Loans

Loans comprise of NCDs and loans given to infrastructure companies for which a staged approach is followed for determination of ECL.

Stage 1: All Open positions in the loans and advances are considered as stage 1 assets for computation of expected credit loss. Exposure at default (EAD) for stage 1 assets is computed considering different scenarios of market movements based on an analysis of historical price movements of the index and macro-economic environment.

Stage 2: Exposures under stage 2 include dues upto 90 days pertaining to principal amount on closed positions and interest on all open positions of loans and advances.

Stage 3: Exposures under stage 3 include dues past 90 days pertaining to principal amount on closed positions and interest on all open positions of loans and advances.

Based on historical data, the Company assigns probability of default to stage 1 and stage 2 and applies it to the EAD to compute the ECL. For Stage 3 assets probability of default is considered as 100%.

Following table provides information about exposure to credit risk and ECL on loans and advances

Stage	As at March 31, 2024		As at March 31, 2023	
	Carrying amount	ECL	Carrying amount	ECL
Stage 1*	1,365,800.35	9,560.60	1,204,769.27	8,433.39
Stage 2	-	-	-	-
Stage 3	-	-	-	-

\* Carrying amount includes non-fund based exposure of ₹ 32,493.87 lakhs (previous year ₹ 45,087.60 lakhs)

The movement in the allowance for impairment in respect of loans

Particulars	As at March 31, 2024	As at March 31, 2023
Opening balance	(8,117.76)	(4,910.89)
Impairment provision recognised	(1,215.38)	(3,206.87)
Derecognition	-	-
Closing balance	(9,333.14)	(8,117.76)

The movement in the allowance for impairment in respect of off balance sheet exposure

Particulars	As at March 31, 2024	As at March 31, 2023
Opening balance	(315.61)	(183.59)
Impairment provision recognised	-	(132.02)
Derecognition	88.15	-
Closing balance	(227.46)	(315.61)

### Credit Concentration

The Company's loan portfolio is concentrated on infrastructure, as detailed below.

Particulars	As at March 31, 2024	As at March 31, 2023
Infrastructure	1,311,781.28	1,141,698.94
Non-Infrastructure	3,619.76	4,448.41
<b>Total</b>	<b>1,315,401.04</b>	<b>1,146,147.35</b>

# Notes forming part of consolidated financial statements

as at and for the year ended March 31, 2024

(All amounts are in ₹ Lakhs, unless otherwise stated)

## 1) Credit risk measurement - loans and advances

The estimation of credit exposure for risk management purposes is complex and requires the use of models, as the exposure varies with changes in market conditions, expected cash flows and the passage of time. The assessment of credit risk of loans and advances (including certain loan commitments) entails further estimations as to the likelihood of defaults occurring, of the associated loss ratios and of default correlations with counterparties. The Company measures credit risk using probability of default (PD), exposure at default (EAD) and loss given default (LGD). This is similar to the approach used for the purpose of measuring expected credit loss (ECL) under Ind AS 109.

The Company's concentration risk is managed at the sector/sub-sector level. Sectoral limits have been laid down and reviewed every 6 months at the Risk Management Committee (RMC).

Sector/sub-sector	Exposure as % of total exposure	
	As at March 31, 2024	As at March 31, 2023
Solar	29.75%	35.14%
Roads	31.18%	28.08%
Transmission	2.79%	3.16%
Telecom	5.22%	6.78%
Natural Gas	1.03%	1.05%
Power Distribution	4.48%	6.74%
Airport	4.67%	4.99%
Solar & Wind (Hybrid)	11.07%	9.52%
Wind	7.45%	3.14%
Water & Sanitation	0.80%	0.00%
Logistics	1.04%	1.01%
Urban Public Transport	0.27%	0.37%
Data Center	0.25%	0.02%
<b>Total</b>	<b>100.00%</b>	<b>100.00%</b>

### a) Credit risk grading

The Company uses internal credit risk grading framework that reflects its assessment of the probability of default of individual counterparty. The Company uses internal rating model tailored to various categories of counterparties. Borrower and loan specific information collected at the time of initial application and annual re-rating exercise is fed into risk rating model. This is supplemented by external data such as credit bureau scoring information.

The framework is robust and comparable to credit models used by credit rating bureaus. The credit rating model considers various parameters (such as promoter strength, operating risk, market risk, financial factors, etc.) and a score is assigned to each parameter between 1 (lowest) to 5 (highest). The internal rating grade is based on the final score derived from the credit rating model.

# Notes forming part of consolidated financial statements

as at and for the year ended March 31, 2024

(All amounts are in ₹ Lakhs, unless otherwise stated)

The Company's internal score scales and mapping of internal rating grades are set out below:

Internal score	Internal rating grades	Description of the grade
>4	iAAA	Highest Safety
3.91 - 4.00	iAA+	High Safety
3.81 - 3.90	iAA	
3.71 - 3.80	iAA-	
3.61 - 3.70	iA+	Adequate Safety
3.51 - 3.60	iA	
3.41 - 3.50	iA-	
3.11 - 3.40	iBBB+	Moderate Safety
2.81 - 3.10	iBBB	
2.61 - 2.80	iBBB-	
2.25 - 2.60	iBB+, iBB & iBB-	Moderate Risk
<2.25	iB, iC & iD	High Risk/ Very High Risk/ Default

As per risk rating policy, the Company does not finance the projects having internal rating grade below investment grade (iBBB-), arrived as per the above mentioned risk rating framework.

An annual review of the loans / debentures (credit substitutes) is conducted to determine the credit migration and rating of the portfolio. The analysis below summarises the credit quality of the Company's debt portfolio.

Internal rating grades	% of total customers		% of total outstanding	
	As at March 31, 2024	As at March 31, 2023	As at March 31, 2024	As at March 31, 2023
iAAA	0%	0%	0%	0%
iAA+, iAA, iAA-	30%	44%	29%	43%
iA+, iA, iA-	34%	23%	33%	23%
iBBB+	23%	17%	33%	26%
iBBB	12%	14%	4%	4%
iBBB-	1%	2%	1%	4%
<b>Total</b>	<b>100%</b>	<b>100%</b>	<b>100%</b>	<b>100%</b>

## b) Expected credit loss measurement

Ind AS 109 outlines a 'three-stage' model for impairment based on changes in credit quality since initial recognition as summarised below:

- A financial instrument that is not credit-impaired on initial recognition is classified in 'Stage 1' and has its credit risk continuously monitored by the Company.
- If a significant increase in credit risk ('SICR') since initial recognition is identified, the financial instrument is moved to 'Stage 2' but is not yet deemed to be credit-impaired. Refer note 34 (A)(b)(i) below for a description of how the Company determines when a significant increase in credit risk has occurred.
- If the financial instrument is credit-impaired, the financial instrument is then moved to 'Stage 3'. Refer note 34 (A)(b)(ii) below for a description of how the Company defines credit-impaired and default.
- Financial instruments in Stage 1 have their ECL measured at an amount equal to the portion of lifetime expected credit losses that result from default events possible within the next 12 months. Instruments in Stages 2 or 3 have their ECL measured based on expected credit losses on a lifetime basis. Refer note 34 (A)(b)(iii) below for a description of inputs, assumptions and estimation techniques used in measuring the ECL.
- A pervasive concept in measuring ECL in accordance with Ind AS 109 is that it should consider forward-looking information.

# Notes forming part of consolidated financial statements

as at and for the year ended March 31, 2024

(All amounts are in ₹ Lakhs, unless otherwise stated)

The following diagram summarises the impairment requirements under Ind AS 109:

Change in credit quality since initial recognition		
Stage 1	Stage 2	Stage 3
(Initial recognition)	(Significant increase in credit risk since initial recognition)	(Credit-impaired assets)
12-month expected credit losses	Lifetime expected credit losses	Lifetime expected credit losses

## i) Significant increase in credit risk (SICR)

The Company considers a financial instrument to have experienced a significant increase in credit risk when one or more of the quantitative, qualitative or backstop criteria have been met.

### **Quantitative criteria:**

The credit risk on a financial asset of the Company are assumed to have increased significantly since initial recognition when contractual payments are more than 61 days past due. Accordingly the financial assets shall be classified as Stage 2, if on the reporting date, it has been more than 61 days past due.

### **Qualitative criteria:**

For all financial instruments held by the Company, if the borrower is on the watch list and/or the instrument meets one or more of the following criteria:

- Internal rating downgrade of two notches or more
- Any event/s of non-cooperation
- Evidence of diversion of funds

### **Backstop:**

A backstop is applied and the financial instrument considered to have experienced a significant increase in credit risk if the borrower is more than 61 days past due on its contractual payments.

The Company has not used the low credit risk exemption for any financial instruments in the year ended March 31, 2024 and March 31, 2023.

## ii) Default and credit-impaired asset

The Company defines a financial asset as in default, which is fully aligned with the definition of credit-impaired, when it meets one or more of the following criteria:

### **Quantitative criteria:**

The borrower is more than 90 days past due on its contractual payments to be considered in default.

### **Qualitative criteria:**

The borrower meets unlikeliness to pay criteria, which indicates the borrower is in significant financial difficulty. These are instances where:

- the borrower is in long-term forbearance
- the borrower is insolvent

The criteria above have been applied to all financial instruments held by the Company and are consistent with the definition of default used for internal credit risk management purposes. The default definition has been applied consistently to model the probability of default (PD), exposure at default (EAD) and loss given default (LGD) throughout the Company's expected loss calculations.



# Notes forming part of consolidated financial statements

as at and for the year ended March 31, 2024

(All amounts are in ₹ Lakhs, unless otherwise stated)

### iii) Measuring ECL – Explanation of inputs, assumptions and estimation techniques

The Expected Credit Loss (ECL) is measured on either a 12-month (12M) or Lifetime basis depending on whether a significant increase in credit risk has occurred since initial recognition or whether an asset is considered to be credit-impaired. Expected credit losses are the discounted product of the probability of default (PD), exposure at default (EAD), and loss given default (LGD), defined as follows:

#### **PD Estimation:**

The PD represents the likelihood of a borrower defaulting on its financial obligation (as per “Definition of default and credit-impaired” above), either over the next 12 months (12M PD), or over the remaining lifetime (Lifetime PD) of the obligation.

The lifetime PD is developed by applying a maturity profile to the current 12M PD. The maturity profile looks at how defaults develop on a portfolio from the point of initial recognition throughout the lifetime of the loans. The maturity profile is based on historical observed data and is assumed to be the same across all assets within a portfolio and credit grade band. This is supported by historical analysis.

The credit quality of the portfolio is assessed using internally developed credit rating model. The internal rating grade is determined for every initial application and annual re-rating is also performed for all existing counterparties. In the absence of default/SMA history and limited number of counterparties involved, credit rating data available in public domain has been used to assign PDs to Internal rating grades.

- For Stage 1, 12 month PD are calculated. CRISIL 1 year cumulative default rate data and GDP forecast estimates have been used to arrive at 12 month PD for base case, best case and worst case economic scenarios.
- For Stage 2, Lifetime PD are calculated by considering the survival rate of the counterparty for the remaining maturity. The PD is based on CRISIL average transition matrices based on corporates.
- For Stage 3, Lifetime PD is taken as 100%.

#### **Internal rating grades – 12 month PD Mapping:**

Internal rating grades		PD%	PD%	PD%
		Base Case	Best Case	Worst Case
Highest Safety	iAAA	0.03%	0.03%	0.03%
High Safety	iAA+	0.03%	0.03%	0.06%
	iAA	0.03%	0.03%	0.06%
	iAA-	0.03%	0.03%	0.06%
Adequate Safety	iA+	0.03%	0.03%	0.11%
	iA	0.03%	0.03%	0.11%
	iA-	0.03%	0.03%	0.11%
Moderate Safety	iBBB+	0.29%	0.08%	0.87%
	iBBB	0.29%	0.08%	0.87%
	iBBB-	0.29%	0.08%	0.87%
Moderate Risk	iBB+	2.44%	1.14%	4.78%
	iBB	2.44%	1.14%	4.78%
	iBB-	2.44%	1.14%	4.78%
High Risk	iB	6.92%	3.91%	11.46%
Very High Risk	iC	18.65%	12.15%	26.97%
Default	iD	100.00%	100.00%	100.00%

# Notes forming part of consolidated financial statements

as at and for the year ended March 31, 2024

(All amounts are in ₹ Lakhs, unless otherwise stated)

## **Exposure at default:**

EAD is based on the amounts the Company expects to be owed at the time of default, over the next 12 months (12M EAD) or over the remaining lifetime (Lifetime EAD).

For amortising products and bullet repayment loans, this is based on the contractual repayments owed by the borrower over a 12 month or lifetime basis. This will also be adjusted for any expected overpayments made by a borrower. Early repayment/refinance assumptions are also incorporated into the calculation.

## **Loss given default:**

Loss Given Default (LGD) represents the Company's expectation of the extent of loss on a defaulted exposure. LGD varies by type of counterparty, type and seniority of claim and availability of collateral or other credit support. LGD is expressed as a percentage loss per unit of exposure at the time of default (EAD). LGD is calculated on a 12-month or lifetime basis, where 12-month LGD is the percentage of loss expected to be made if the default occurs in the next 12 months and Lifetime LGD is the percentage of loss expected to be made if the default occurs over the remaining expected lifetime of the loan.

The 12-month and lifetime LGDs are determined based on the factors which impact the recoveries made post default. These vary by product type and security coverage.

- In case of re-financing of infrastructure project loans, the primary credit support is cash flow control and additional comfort is taken as project assets as collateral. In absence of actual instances of default and consequential recoveries, the LGD rates under "Foundation IRB approach" as prescribed by RBI, after considering the threshold level of collateralisation and required level of over collateralisation for full recognition of collateral, have been taken as a proxy measure.

## **ECL computation:**

The ECL is determined by projecting the PD, LGD and EAD for each future month and for each individual exposure or collective segment. These three components are multiplied together and adjusted for the likelihood of survival (i.e. the exposure has not prepaid or defaulted in an earlier month).

### **iv) Forward-looking information incorporated in the ECL model**

The assessment of SICR and the calculation of ECL both incorporate forward-looking information. The Company has performed historical analysis and identified the key economic variables impacting credit risk and expected credit losses for portfolio.

Judgment has also been applied in this process. Forecasts of these economic variables (the "base economic scenario") are provided on a regular basis and provide the best estimate view of the economy over the next five years.

The assessment of SICR is performed using the Lifetime PD under each of the base, and the other scenarios, multiplied by the associated scenario weighting, along with qualitative and backstop indicators. This determines whether the whole financial instrument is in Stage 1, Stage 2, or Stage 3 and hence whether 12-month or lifetime ECL should be recorded. Following this assessment, the Company measures ECL as either a probability weighted 12 month ECL (Stage 1), or a probability weighted lifetime ECL (Stages 2 and 3). These probability-weighted ECLs are determined by running each scenario through the relevant ECL model and multiplying it by the appropriate scenario weighing (as opposed to weighting the inputs).

# Notes forming part of consolidated financial statements

## as at and for the year ended March 31, 2024

(All amounts are in ₹ Lakhs, unless otherwise stated)

As with any economic forecasts, the projections and likelihoods of occurrence are subject to a high degree of inherent uncertainty and therefore the actual outcomes may be significantly different to those projected. The Company considers these forecasts to represent its best estimate of the possible outcomes and has analysed the non-linearities and asymmetries within the Company's different portfolios to establish that the chosen scenarios are appropriately representative of the range of possible scenarios.

The Company has identified the "GDP growth rate" as a key driver for the expected credit loss.

The following table sets out the assumptions used for base case, best case and worst case ECL scenarios, taking GDP growth rate as key driver for expected loss:

### Year ended March 31, 2024

ECL Scenario	Assigned probabilities %	2024	2025	2026	2027	2028
Base case	50%	6.50%	6.20%	6.10%	6.00%	6.00%
Best case	20%	9.33%	9.03%	8.93%	8.83%	8.83%
Worst case	30%	3.67%	3.37%	3.27%	3.17%	3.17%

### Year ended March 31, 2023

ECL Scenario	Assigned probabilities %	2023	2024	2025	2026	2027
Base case	50%	5.90%	6.30%	6.20%	6.10%	6.00%
Best case	20%	8.82%	9.22%	9.12%	9.02%	8.91%
Worst case	30%	2.98%	3.38%	3.28%	3.18%	3.08%

The GDP estimates are used to project the grade wise PD for base case, best case and worst case scenario. The final (weighted) ECL is arrived at by assigning 50%, 20% and 30% weights to the base case, best case and worst case ECL respectively.

The GDP estimates are presented for calendar years & not financials years.

Internal rating grades	Year ended March 31, 2024			Year ended March 31, 2023		
	Base case	Best case	Worst case	Base case	Best case	Worst case
Assigned probabilities %	50%	20%	30%	50%	20%	30%
ECL (₹ in lakhs)	1,002.35	296.20	2,113.10	918.84	365.55	2,741.42

Scenario weighted ECL as on March 31, 2024 is ₹ 1,194.34 lakhs (March 31, 2023 ₹ 1,354.95 lakhs).

#### v) Financial assets measured on a collective basis

ECL is calculated on individual basis for all loan assets.

#### vi) Proposal appraisal

The Company collects relevant project/ corporate documents and initiates appraisal of the proposal. The evaluation process encompasses establishment of viability of proposal including borrower's ability to service the loan. The evaluation is undertaken through a combination of review of project/corporate documents, external rating rationales (if any), meetings with project promoters/key officials, site visits, etc.

Proposals shall be approved by the Credit Committee post recommendation by the Management Committee

Term loans /debentures can have fixed rate or floating rate of interest linked to the Company's benchmark rate or another agreed benchmark. There may be interest reset after defined intervals.

# Notes forming part of consolidated financial statements

as at and for the year ended March 31, 2024

(All amounts are in ₹ Lakhs, unless otherwise stated)

Below is the mix of assets with interest reset dates falling within 1 year and more than 1 year:

Particulars	As at	As at
	March 31, 2024	March 31, 2023
Less than 1 year	74%	62%
More than 1 year	26%	38%

## vii) Overview of modified and forborne loan

All the loan assets of the Company are categorised under Stage 1 and there are no modified or forborne loans.

## c) Credit risk exposure

### i) Maximum exposure to credit risk - Loans and debenture measured at amortised subject to impairment

The following table contains an analysis of the credit risk exposure of financial instruments for which an ECL allowance is recognised. The gross carrying amount of financial assets below also represents the Company's maximum exposure to credit risk on these assets.

Term loans and debentures	As at March 31, 2024			Total
	Stage 1	Stage 2	Stage 3	
<b>Performing</b>				
Highest Safety	-	-	-	-
High Safety	392,925.73	-	-	392,925.73
Adequate Safety	450,613.12	-	-	450,613.12
Moderate Safety	522,275.93	-	-	522,275.93
<b>Non- performing</b>				
Moderate Risk	-	-	-	-
High Risk/ Very High Risk/ Default	-	-	-	-
<b>Total</b>	<b>1,365,814.78</b>	-	-	<b>1,365,814.78</b>

Term loans and debentures	As at March 31, 2023			Total
	Stage 1	Stage 2	Stage 3	
<b>Performing</b>				
Highest Safety	-	-	-	-
High Safety	398,429.03	-	-	398,429.03
Adequate Safety	379,650.43	-	-	379,650.43
Moderate Safety	426,845.83	-	-	426,845.83
<b>Non- performing</b>				
Moderate Risk	-	-	-	-
High Risk/ Very High Risk/ Default	-	-	-	-
<b>Total</b>	<b>1,204,925.29</b>	-	-	<b>1,204,925.29</b>

### ii) Maximum exposure to credit risk - Financial instruments not subject to impairment

The Company does not have any exposure to Financial instruments not subjected to impairment.

# Notes forming part of consolidated financial statements

as at and for the year ended March 31, 2024

(All amounts are in ₹ Lakhs, unless otherwise stated)

### iii) Collateral and other credit enhancement

The amount and type of collateral required depends on an assessment of the credit risk of the counterparty. Guidelines are in place covering the acceptability and valuation of each type of collateral.

The Company employs a range of policies and practices to mitigate credit risk. The most common of these is accepting collateral for funds advanced. The Company has internal policies on the acceptability of specific classes of collateral or credit risk mitigation.

The Company prepares a valuation of the collateral obtained as part of the loan origination process. This assessment is reviewed periodically. The principal collateral types are:

- charges over tangible assets such as property, plant and equipment; and
- charges over book debts, inventories, bank deposits, and other working capital items; and
- charges over financial instruments such as debt securities and equities.

The fair value of collateral affects the calculation of ECLs. It is generally assessed, at a minimum, at inception and re-assessed on a regular basis.

Particulars	Gross Exposure	Impairment allowance	Undrawn amount and Non Fund Based Facility	EIR Adjustment	Carrying amount	Fair value of collateral held
<b>As at March 31, 2024</b>						
<b>Loans to corporate entities/individuals:</b>						
- Term loans	1,016,594	7,116.16	-	1,529.32	1,007,948.82	1,607,765.35
- Debentures and bonds	311,778	2,182.45	-	6,829.95	302,766.00	2,037,398.32
- Accrued interest on loans, debentures and bonds	4,933.79	34.54	-	-	4,899.25	4,933.79
- Other financial Asset	14.42	-	-	-	14.42	14.42
- Non-Fund Based facility	32,493.87	227.46	32,493.87	-	(227.46)	51,547.90
<b>Total</b>	<b>1,365,814.78</b>	<b>9,560.61</b>	<b>32,493.87</b>	<b>8,359.27</b>	<b>1,315,401.04</b>	<b>3,701,659.79</b>
<b>As at March 31, 2023</b>						
<b>Loans to corporate entities/individuals:</b>						
- Term loans	758,949.06	5,312.64	-	4,655.24	748,981.18	1,008,736.14
- Debentures and bonds	397,495.05	2,782.47	-	601.73	394,110.85	1,966,996.99
- Accrued interest on loans, debentures and bonds	3,237.56	22.65	-	-	3,214.91	3,237.56
- Other financial Asset	156.02	-	-	-	156.02	156.02
- Non-Fund Based facility	45,087.60	315.61	45,087.60	-	(315.61)	60,128.54
<b>Total</b>	<b>1,204,925.29</b>	<b>8,433.37</b>	<b>45,087.60</b>	<b>5,256.97</b>	<b>1,146,147.35</b>	<b>3,039,255.25</b>

### iv) Loss allowance

The loss allowance recognised in the year is impacted by a variety of factors, as described below:

- transfers between Stage 1 and Stages 2 or 3 due to financial instruments experiencing significant increases (or decreases) of credit risk or becoming credit-impaired in the year, and the consequent "step up" (or "step down") between 12-month and Lifetime ECL;
- additional allowances for new financial instruments recognised during the year, as well as releases for financial instruments de-recognised in the year;
- impact on the measurement of ECL due to changes in PDs, EADs and LGDs in the year, arising from regular refreshing of inputs to models;

# Notes forming part of consolidated financial statements

as at and for the year ended March 31, 2024

(All amounts are in ₹ Lakhs, unless otherwise stated)

- impacts on the measurement of ECL due to changes made to models and assumptions;
- financial assets derecognised during the period and write-offs of allowances related to assets that were written off during the year.

### An analysis of change in the gross carrying amount of the loan portfolio and corresponding loss allowance:

The following table further explains changes in the gross carrying amount of the loan portfolio to help explain their significance to the changes in the loss allowance for the same portfolio as discussed below:

Term loans and debentures	Year ended March 31, 2024			Total
	Stage 1	Stage 2	Stage 3	
Opening balance	1,154,424.70	-	-	1,154,424.70
New assets originated or purchased	615,432.94	-	-	615,432.94
Assets derecognised or repaid	(444,910.42)	-	-	(444,910.42)
Transfers to Stage 1	-	-	-	-
Transfers to Stage 2	-	-	-	-
Transfers to Stage 3	-	-	-	-
Amounts written off	-	-	-	-
<b>Closing balance</b>	<b>1,324,947.22</b>	-	-	<b>1,324,947.22</b>

Term loans and debentures	Year ended March 31, 2023			Total
	Stage 1	Stage 2	Stage 3	
Opening balance	699,194.28	-	-	699,194.28
New assets originated or purchased	690,437.27	-	-	690,437.27
Assets derecognised or repaid	(235,206.85)	-	-	(235,206.85)
Transfers to Stage 1	-	-	-	-
Transfers to Stage 2	-	-	-	-
Transfers to Stage 3	-	-	-	-
Amounts written off	-	-	-	-
<b>Closing balance</b>	<b>1,154,424.70</b>	-	-	<b>1,154,424.70</b>

The following table explains the changes in the loss allowance between the beginning and at the end of the annual year due to various factors:

Term loans and debentures	Year ended March 31, 2024			Total
	Stage 1	Stage 2	Stage 3	
Opening balance	8,117.76	-	-	8,117.76
New assets originated or purchased	4,329.75	-	-	4,329.75
Assets derecognised or repaid	(3,114.37)	-	-	(3,114.37)
Net remeasurement of loss allowance	-	-	-	-
Transfers to Stage 1	-	-	-	-
Transfers to Stage 2	-	-	-	-
Transfers to Stage 3	-	-	-	-
Amounts written off	-	-	-	-
<b>Closing balance</b>	<b>9,333.14</b>	-	-	<b>9,333.14</b>

# Notes forming part of consolidated financial statements

as at and for the year ended March 31, 2024

(All amounts are in ₹ Lakhs, unless otherwise stated)

Term loans and debentures	Year ended March 31, 2023			Total
	Stage 1	Stage 2	Stage 3	
Opening balance	4,910.89	-	-	4,910.89
New assets originated or purchased	4,853.32	-	-	4,853.32
Assets derecognised or repaid	(1,646.45)	-	-	(1,646.45)
Net remeasurement of loss allowance	-	-	-	-
Transfers to Stage 1	-	-	-	-
Transfers to Stage 2	-	-	-	-
Transfers to Stage 3	-	-	-	-
Amounts written off	-	-	-	-
<b>Closing balance</b>	<b>8,117.76</b>	<b>-</b>	<b>-</b>	<b>8,117.76</b>

The origination of new loan assets is the primary factor that contributed to the change in the loss allowance during the year.

## B Liquidity risk

Liquidity risk is defined as the risk that the Company will not be able to settle or meet its obligations on time or at a reasonable price. For the Company, liquidity risk arises from obligations on account of financial liabilities viz. Trade payables, Borrowings and other financial liabilities.

### Liquidity risk framework

The Company's management is responsible for liquidity and funding as well as settlement management. In addition, processes and policies related to such risks are overseen by senior management. Management monitors the Company's net liquidity position through rolling forecasts on the basis of expected cash flows.

Category	Limits
Limits on cumulative negative gaps, as a % of cumulative outflows [maximum]	-10% of cumulative outflows for 0 to 14 days -20% of cumulative outflows for 15 days to 1 year
Capital adequacy ratio (CRAR) [minimum]	15%
Capital Classification	Tier II Capital shall not exceed Tier I Capital
Earnings at Risk (EaR)	₹ 30 crore or 15% of the Annual Budgeted Net Interest Income; whichever is lower
Liquidity Coverage Ratio (LCR)	0.85

### Financing arrangements

The Company had access to following undrawn borrowing facilities at the end of the reporting year:

Particulars	As at March 31, 2024	As at March 31, 2023
<b>Floating rate</b>		
<b>Borrowings</b>		
Expiring within one year	245,500.00	57,500.00
Expiring beyond one year	-	-
<b>Total</b>	<b>245,500.00</b>	<b>57,500.00</b>

## C Market Risk

Market risk is the risk that the fair value of future cash flows of a financial instrument will fluctuate because of changes in market prices. Market risk comprises three types of risk: Foreign currency risk, interest rate risk and price risk.

# Notes forming part of consolidated financial statements

as at and for the year ended March 31, 2024

(All amounts are in ₹ Lakhs, unless otherwise stated)

## (i) Foreign currency risk

The Company was exposed to foreign exchange risk arising from foreign currency transactions, primarily with respect to the US Dollar in the year ended March 31, 2024 and March 31, 2023. During FY24, the Company had converted a part of its borrowing to FCNR loan for a period of 6 months as per the terms with the bank. As per the foreign currency hedging policy of the Company, this FCNR loan exposure was fully hedged for principal and interest over the outstanding period and accordingly there was no risk in terms of the foreign currency movement.

### Foreign currency risk management

In respect of the foreign currency transactions for expenses, the Company does not hedge the exposures since it relates only to a small value of foreign currency expense and the management believes that the same is insignificant in nature and will not have a material impact on the Company.

The Company's exposure to foreign currency risk at the end of reporting period are as under:

Particulars	As at March 31, 2024	As at March 31, 2023
<b>Financial liabilities</b>		
<b>Provisions</b>		
USD Exposure (in ₹ lakhs)	-	-
<b>Financial Assets</b>		
<b>Trade receivables</b>		
USD Exposure (in ₹ lakhs)	-	-
<b>Net exposure to foreign currency risk</b>	-	-

### Sensitivity to foreign currency risk

The following table demonstrates the sensitivity in USD with all other variables held constant. The below impact on the Company's profit before tax is based on changes in the fair value of unhedged foreign currency monetary liabilities and asset at balance sheet date:

Currencies	As at March 31, 2024		As at March 31, 2023	
	Increase by 5%	Decrease by 5%	Increase by 5%	Decrease by 5%
USD	-	-	-	-

## (ii) Cash flow and fair value interest rate risk

Interest rate risk is the potential loss arising from fluctuations in market interest rates. In order to mitigate the interest rate risk, the Company periodically reviews its lending rates and the weighted average cost of borrowing, based on prevailing market rates.

The Company is subject to interest rate risk, primarily on loans and borrowings at floating rate. Interest rates are highly sensitive to many factors beyond control, including the monetary policies of the Reserve Bank of India, deregulation of the financial sector in India, domestic and international economic and political conditions, inflation and other factors. The Company's policy is to minimize interest rate cash flow risk exposures on long-term financing. The interest rate risk is managed by the analysis of interest rate sensitivity gap statements and by evaluating the creation of assets and liabilities with a mix of fixed and floating interest rates.

Below is the overall exposure of the Company to interest rate risk:

Particulars	As at March 31, 2024	As at March 31, 2023
<b>Variable rate liabilities</b>		
Borrowings	942,127.20	774,452.18
<b>Variable rate assets</b>		
Loans	1,001,153.51	735,238.53



# Notes forming part of consolidated financial statements

## as at and for the year ended March 31, 2024

(All amounts are in ₹ Lakhs, unless otherwise stated)

### Sensitivity

The sensitivity of the statement of profit and loss is the effect of the changes in market interest rates on borrowings and loans given. Below is the impact on the Company's profit before tax due to interest rate sensitivity.

Particulars	As at March 31, 2024	As at March 31, 2023
Interest rates – increase by 0.50%	295.13	(196.07)
Interest rates – decrease by 0.50%	(295.13)	196.07

\* Holding all other variables constant

### (iii) Price risk

The Company is not exposed to price risk as at March 31, 2024 and March 31, 2023.

## D Operational Risk

Operational risk is the risk of loss arising from systems failure, human error, fraud or from external events. The operational risks of the Company are managed through comprehensive internal control systems and procedures and key back up processes. This enables the management to evaluate key areas of operational risks and the process to adequately mitigate them on an ongoing basis. The Internal Audit function also enables mitigation on an ongoing basis. The Company has put in place a robust Disaster Recovery (DR) plan, which is periodically tested. Business Continuity Plan (BCP) is further put in place to ensure seamless continuity of operations including services to customers, when confronted with adverse events such as natural disasters, technological failures, human errors, terrorism, etc. Periodic testing is carried out to address gaps in the framework, if any.

## 36 Segment reporting

Operating segments are reported in a manner consistent with the internal reporting provided to the Chief Operating Decision Maker (CODM). The Company operates in a single reportable segment i.e. lending loans to infrastructure companies, since the nature of the loans are exposed to similar risk and return profiles. The Company operates in a single geographical segment i.e. India.

### (a) Segment revenue

The Company operates as a single segment. The segment revenue is measured in the same way as in the statement of income and expenditure.

Particulars	For the year ended March 31, 2024	For the year ended March 31, 2023
Segment revenue		
- India	119,570.15	78,911.95
- Outside India	-	-
<b>Total</b>	<b>119,570.15</b>	<b>78,911.95</b>

### Revenue from major customers

For the years ended March 31, 2024 and March 31, 2023, no single customer of the company contributed more than 10% of the Company's total revenues.

# Notes forming part of consolidated financial statements

as at and for the year ended March 31, 2024

(All amounts are in ₹ Lakhs, unless otherwise stated)

## (b) Segment assets and segment liabilities

Particulars	As at March 31, 2024	As at March 31, 2023
Segment assets		
- India	1,491,476.83	1,306,652.62
- Outside India	-	-
Segment liabilities		
- India	1,165,353.80	1,010,756.08
- Outside India	-	-

## 37 Collateral / security pledged

The carrying amount of assets pledged as security for borrowings availed by the Company:

Particulars	As at March 31, 2024	As at March 31, 2023
<b>Pledged as security against borrowings</b>		
Receivables and Loan Assets	1,328,372.70	1,156,444.11
Other financial assets	14.42	156.02
<b>Total</b>	<b>1,328,387.12</b>	<b>1,156,600.13</b>

## 38 Employee benefits

### (A) Labour Law

The Indian Parliament has approved the Code on Social Security, 2020 which subsumes the Provident Fund and the Gratuity Act and rules thereunder. The Ministry of Labour and Employment has also released draft rules thereunder on November 13, 2020 and has invited suggestions from stakeholders which are under active consideration by the Ministry. The Company will evaluate the rules, assess the impact, if any and account for the same once the rules are notified and become effective.

### (B) Defined Contribution Plan: Following amount is recognized as an expense

Particulars	For the year ended March 31, 2024	For the year ended March 31, 2023
Provident fund and other fund	94.90	65.82

### (C) Defined Benefit Plan

The Company has a defined benefit gratuity plan in India. Every employee who has completed five years or more of service is eligible for gratuity on cessation of employment and it is computed at 15 days salary (last drawn salary) for each completed year of service subject to such limit as prescribed by The Payment of Gratuity Act, 1972 as amended from time to time. The company carries a provision in the financial statements based on actuarial valuation.

# Notes forming part of consolidated financial statements

as at and for the year ended March 31, 2024

(All amounts are in ₹ Lakhs, unless otherwise stated)

## Contribution to Gratuity fund

In accordance with Indian Accounting Standard 19, actuarial valuation was done in respect of the aforesaid defined benefit plan of gratuity based on the following assumptions:

Particulars	For the year ended March 31, 2024	For the year ended March 31, 2023
<b>(i) Actuarial assumptions</b>		
Discount rate (per annum)	7.20%	7.50%
Salary escalation rate	9.90%	9.00%
Retirement age	60	60
<b>(ii) Asset information</b>		
The Company is responsible for the overall governance of the plan.		
<b>(iii) Changes in the present value of defined benefit obligation</b>		
Defined benefit obligation at beginning of year	60.66	27.02
Current Service Cost	26.76	23.45
Benefit payments from plan	(3.20)	-
Interest cost	4.54	1.97
Actuarial losses on obligations	(8.62)	8.22
<b>Defined benefit obligation at end of year</b>	<b>80.14</b>	<b>60.66</b>
<b>(iv) Changes in the Fair value of plan assets</b>		
Fair value of plan assets at beginning of the year	-	-
Return on plan assets (excluding interest income)	-	-
Employer contributions	3.20	-
Benefit payments from plan assets	(3.20)	-
Actuarial gains	-	-
<b>Fair value of Plan assets at the end of the year</b>	<b>-</b>	<b>-</b>

## (v) Assets and liabilities recognised in the balance sheet

Particulars	As at March 31, 2024	As at March 31, 2023
Defined benefit obligation	80.14	60.66
Fair value of plan assets	-	-
<b>Net defined benefit liability</b>	<b>80.14</b>	<b>60.66</b>

## (vi) Expenses recognised in the Statement of Profit and Loss

Particulars	For the year ended March 31, 2024	For the year ended March 31, 2023
Current Service cost	26.76	23.45
Interest cost on net defined benefit obligation	4.54	1.97
Past Service cost	-	-
<b>Total expenses recognised in the Statement of Profit and Loss</b>	<b>31.30</b>	<b>25.42</b>

Included in note 'Employee benefits expense'

# Notes forming part of consolidated financial statements

as at and for the year ended March 31, 2024

(All amounts are in ₹ Lakhs, unless otherwise stated)

**(vii) Expenses recognised in the Statement of other comprehensive income**

Particulars	For the year ended March 31, 2024	For the year ended March 31, 2023
Opening amount recognized in OCI outside P&L account	8.87	0.65
Effect of changes in actuarial assumptions	(3.67)	(1.72)
Experience adjustments	(4.95)	9.94
<b>Total remeasurements included in OCI</b>	<b>0.25</b>	<b>8.87</b>

**(viii) Sensitivity Analysis:**

Particulars	As at March 31, 2024	As at March 31, 2023
<b>Present value obligation</b>		
Discount rate +50 basis points	76.94	56.64
Discount rate -50 basis points	83.57	65.08
Salary Increase Rate +50 basis points	82.69	63.75
Salary Increase Rate -50 basis points	77.68	57.45

**(ix) Projected plan cash flow**

Maturity Profile	As at March 31, 2024	As at March 31, 2023
Expected total benefit payments		
Year 1	2.68	0.18
Year 2	5.73	0.46
Year 3	6.61	1.39
Year 4	19.27	1.78
Year 5	7.16	16.86
Next 5 years	125.32	191.05

**(x) Provision for leave encashment**

Maturity Profile	As at March 31, 2024	As at March 31, 2023
Liability for compensated absences	198.36	163.97

**(xi) Information in respect of Long Term Incentive Plan:**

Particulars	Details
Nature and extent of Long Term Incentive Plan that existed as at the year end along with general terms and conditions	<p>Aseem Long Term Incentive Plan- Scheme I ("LTIP"/"Plan")</p> <p>Under the LTIP Plan approved by the Board of Directors in their meeting dated February 14, 2024, eligible grantee employees will receive cash on settlement of vested LTIP units basis the fair market value of the equity share of the Company, subject to the terms and conditions specified in the Plan. This Plan envisages the grant of LTIP units to eligible employees for financial years FY21 to FY25.</p> <p>Under the Plan, during the current year, 53,52,216 LTIP units have been granted to eligible employees for recognizing performance for the financial years FY21, FY22 and FY23.</p>
Settlement Method	Cash- Settled
Vesting period	2-4 years

# Notes forming part of consolidated financial statements

as at and for the year ended March 31, 2024

(All amounts are in ₹ Lakhs, unless otherwise stated)

Particulars	Details
Method used to estimate the fair value of outstanding units granted to employees	Black- Scholes Option Pricing model. The said model considers parameters such as current value of share price, settlement price, expected date of settlement, etc. The number of units outstanding as at 31st March, 2024 is 53,52,216 and the fair value is ₹17.20 per unit.
Total expense recognised in the Statement of Profit and Loss	The expense has been calculated using the fair value method of accounting for LTIP units issued under the LTIP Plan. The employee benefits expense as per fair value method accounted during the financial year 2023-24 is ₹585.24 lakhs (Refer Note 25). The amount carried in the Balance sheet as Provision for Long Term Incentive Plan is ₹585.24 lakhs (Refer Note 17).

## 39 Interest in Associate

Assets	Carrying amount as at		% of ownership interest	
	March 31, 2024	March 31, 2023	March 31, 2024	March 31, 2023
NIIF Infrastructure Finance Limited	120,617.38	107,672.41	30.83%	30.83%*

\* As at March 31, 2023, the Company has considered its ownership interest on a fully diluted basis as a result of equitable rights of holders of Compulsorily Convertible Preference Shares (CCPS) of the associate Company to the dividends, if any, declared for equity shareholders. These CCPS of the Associate have been fully converted into equity shares during the financial year ended March 31, 2024.

The Company has acquired its interest in NIIF Infrastructure Finance Limited initially on March 29, 2020 with three additional infusions on May 20, 2020, March 29, 2021 and March 28, 2022. The Company's interest in Associate is accounted for using the equity method in the Consolidated Financial Statements. The Equity shares of the Associate are not listed on any stock exchange. The following table illustrates the summarised financial information of the Associate:

### Significant financial information of associate

Summarised Balance sheet as at:	March 31, 2024	March 31, 2023
Financial Assets	2,348,439.25	1,825,087.89
Non-financial Assets	26,358.65	15,554.00
Financial liabilities	1,987,039.46	1,496,213.19
Non-financial liabilities	1,793.87	455.74
<b>Net assets</b>	<b>385,964.57</b>	<b>343,972.96</b>

Summarised statement of profit and loss for the period ended:	March 31, 2024	March 31, 2023
Total Income	184,702.46	140,422.63
Profit for the year	42,047.14	32,573.86
Other comprehensive income/ (expense)	(52.33)	(95.18)
<b>Total comprehensive income</b>	<b>41,994.81</b>	<b>32,478.68</b>

### The Particulars of investments in Associates as on March 31, 2024 are as follows :

Particulars	Amount
Original Cost of investment on 29 <sup>th</sup> March 2020	26,591.01
Additional Investment on 21 <sup>st</sup> May 2020	8,437.50
Additional Investment on 30 <sup>th</sup> March 2021	20,190.48
Additional Investment on 28 <sup>th</sup> March 2022	31,192.86
Share of Post Acquisition Profit/Loss	34,254.74
Share of Post Acquisition OCI	(39.42)
Share of share issue expenses	(9.79)
Goodwill/(Capital Reserve)	-
Impairment	-
<b>Carrying amount of investment</b>	<b>120,617.38</b>

# Notes forming part of consolidated financial statements

as at and for the year ended March 31, 2024

(All amounts are in ₹ Lakhs, unless otherwise stated)

## Additional information as required by Paragraph 2 of the General Instructions for Preparation of Consolidated Financial Statements to Schedule III to the Companies Act, 2013

As at March 31, 2024

Name of the entity	Net assets, i.e., total assets minus total liabilities		Share of profit or loss		Share of Other Comprehensive Income (OCI)		Share of Total Comprehensive Income (TCI)	
	As % of consolidated net assets	Amount	As % of consolidated profit or loss	Amount	As % of consolidated OCI	Amount	As % of consolidated TCI	Amount
<b>Parent</b>								
Aseem Infrastructure Finance Limited	100.00%	326,123.03	57.13%	17,271.00	-114.79%	6.45	57.16%	17,277.45
<b>Associate (Investment as per the equity method)</b>								
<b>Indian</b>								
NIIF Infrastructure Finance Limited	0.00%	-	42.87%	12,961.10	214.79%	(12.07)	42.84%	12,949.03
<b>Total</b>	<b>100.00%</b>	<b>326,123.03</b>	<b>100.00%</b>	<b>30,232.10</b>	<b>100.00%</b>	<b>(5.62)</b>	<b>100.00%</b>	<b>30,226.48</b>

As at March 31, 2023

Name of the entity	Net assets, i.e., total assets minus total liabilities		Share of profit or loss		Share of Other Comprehensive Income (OCI)		Share of Total Comprehensive Income (TCI)	
	As % of consolidated net assets	Amount	As % of consolidated profit or loss	Amount	As % of consolidated OCI	Amount	As % of consolidated TCI	Amount
<b>Parent</b>								
Aseem Infrastructure Finance Limited	100.00%	295,896.55	54.57%	12,063.02	21.88%	(6.15)	54.61%	12,056.87
<b>Associate (Investment as per the equity method)</b>								
<b>Indian</b>								
NIIF Infrastructure Finance Limited	0.00%	-	45.43%	10,041.56	78.12%	(21.96)	45.39%	10,019.60
<b>Total</b>	<b>100.00%</b>	<b>295,896.55</b>	<b>100.00%</b>	<b>22,104.58</b>	<b>100.00%</b>	<b>(28.11)</b>	<b>100.00%</b>	<b>22,076.47</b>

# Notes forming part of consolidated financial statements

as at and for the year ended March 31, 2024

(All amounts are in ₹ Lakhs, unless otherwise stated)

## 40 Maturity analysis of assets and liabilities

The table below shows an analysis of assets and liabilities analysed according to when they are expected to be recovered or settled:

Assets	As at March 31, 2024			As at March 31, 2023		
	Within 12 months	After 12 months	Total	Within 12 months	After 12 months	Total
<b>Financial assets</b>						
Cash and cash equivalents	47,630.89	-	47,630.89	49,503.46	-	49,503.46
Loans	311,126.24	1,004,487.84	1,315,614.08	89,381.61	1,056,925.33	1,146,306.94
Investments	-	120,617.38	120,617.38	-	107,672.41	107,672.41
Other financial assets	265.97	-	265.97	51.88	338.59	390.47
<b>Non-Financial assets</b>						
Current tax assets (net)	-	4,732.34	4,732.34	363.68	-	363.68
Property, plant and equipment	-	588.28	588.28	-	36.86	36.86
Intangible assets	-	103.48	103.48	-	114.42	114.42
Capital work in progress	-	-	-	-	7.25	7.25
Right of use assets	-	1,674.52	1,674.52	-	2,124.16	2,124.16
Other non-financial assets	249.89	-	249.89	132.97	-	132.97
<b>Total Assets</b>	<b>359,272.99</b>	<b>1,132,203.84</b>	<b>1,491,476.83</b>	<b>139,433.60</b>	<b>1,167,219.02</b>	<b>1,306,652.62</b>
<b>Liabilities</b>						
<b>Financial Liabilities</b>						
Trade payables	23.59	-	23.59	15.00	-	15.00
Debt securities	69,480.36	138,372.50	207,852.85	34,867.96	181,796.28	216,664.24
Borrowings (other than debt securities)	185,153.48	762,599.48	947,752.95	104,185.63	683,394.22	787,579.85
Lease liability	403.28	1,398.78	1,802.06	370.02	1,820.93	2,190.95
Other financial liabilities	2,270.34	-	2,270.34	1,278.93	252.18	1,531.11
<b>Non Financial Liabilities</b>						
Provisions	198.36	892.84	1,091.20	45.62	494.62	540.24
Deferred tax liabilities (net)	-	4,289.63	4,289.63	-	2,028.27	2,028.27
Other non-financial liabilities	271.18	-	271.18	206.41	-	206.41
<b>Total Liabilities</b>	<b>257,800.59</b>	<b>907,553.23</b>	<b>1,165,353.82</b>	<b>140,969.56</b>	<b>869,786.51</b>	<b>1,010,756.07</b>

# Notes forming part of consolidated financial statements

as at and for the year ended March 31, 2024

(All amounts are in ₹ Lakhs, unless otherwise stated)

## 41 Ind AS 116 - Leases:

As a lessee the Company classified property leases as operating leases under Ind AS 116. These include office premises taken on lease. The lease typically run for a period of one to five years. Lease include conditions such as non-cancellable period, notice period before terminating the lease or escalation of rent upon completion of part tenure of the lease in line with inflation in prices. The Company had entered into a long term lease of its office premises in the previous year.

Information about the lease for which the Company is a lessee is presented below.

### (I) Right-of-use assets

Particulars	As at March 31, 2024	As at March 31, 2023
Balance at the beginning of the year	2,124.16	-
Additions during the year	2.03	2,255.75
Deletion during the year	-	-
Depreciation charge for the year	(451.67)	(131.59)
Balance at the end of the year	<b>1,674.52</b>	<b>2,124.16</b>

### (II) Movement of Lease liabilities

Particulars	As at March 31, 2024	As at March 31, 2023
Balance at the beginning of the year	2,190.95	-
Additions during the year	2.03	2,164.86
Deletion during the year	-	-
Finance cost for the year	161.53	50.97
Payment of lease liabilities for the year	(552.45)	(24.88)
Balance at the end of the year	<b>1,802.06</b>	<b>2,190.95</b>

### (III) Future minimum lease payments under non-cancellable operating lease were payable as follows:

Particulars	As at March 31, 2024	As at March 31, 2023
Less than one month	47.64	45.38
Between one and three months	95.29	90.75
Between three months and one year	389.49	414.12
Between one and five years	1,559.68	2,092.10
More than 5 years	-	-

### (IV) Amounts recognized in the Statement of Profit and Loss:

Particulars	For the year ended March 31, 2024	For the year ended March 31, 2023
Interest on lease liabilities	161.53	50.97
Depreciation on Right-of-use assets	451.67	131.59

### (V) Amounts recognised in statement of cash flows:

Particulars	For the year ended March 31, 2024	For the year ended March 31, 2023
Total cash outflow for leases	552.45	24.88

Company has considered entire lease term of 5 years for the purpose of determination of Right of Use assets and Lease liabilities.



# Notes forming part of consolidated financial statements

## as at and for the year ended March 31, 2024

(All amounts are in ₹ Lakhs, unless otherwise stated)

### 42 Capital Management

The Company maintains an actively managed capital base to cover risks inherent in the business and is meeting capital adequacy requirements of the local banking supervisor, Reserve Bank of India (RBI) of India. The adequacy of the Company's capital is monitored using, amongst other measures, the regulations issued by RBI. Company has complied in full with all its externally imposed capital requirements over the reported year. The primary objectives of the Company's capital management policy are to ensure that the Company complies with externally imposed capital requirements and maintains strong credit ratings and healthy capital ratios in order to support its business and to maximise shareholder value.

The Company manages its capital structure and makes adjustments to it according to changes in economic conditions and the risk characteristics of its activities. No changes have been made to the objectives, policies and processes from the previous year. However, they are under constant review by the Board.

The following additional information is disclosed in terms of the RBI circular (Ref No. DNBR .PD. 008 / 03.10.119 / 2016-17 dated September 01, 2016) and RBI circular DNBR(PD) CC No. 053 / 03.10.119 / 2015-16 :

Items	As at March 31, 2024	As at March 31, 2023
i. CRAR (%)	20.48%	21.19%
ii. CRAR- Tier I capital (%)	19.69%	20.40%
ii. CRAR- Tier II capital (%)	0.79%	0.79%

As per RBI Prudential norms, the minimum CRAR requirement for NBFCs is 15% and the Company has maintained CRAR well above the regulatory norms throughout the year.

Regulatory capital-related information is presented as a part of the RBI mandated disclosures. The RBI norms require capital to be maintained at prescribed levels. In accordance with such norms, Tier I capital of the company comprises of share capital, share premium, reserves and Tier II capital comprises of provision on loans that are not credit-impaired. There were no changes in the capital management process during the years presented.

### 43 Ratio and its elements

Ratios	Numerator	Denominator	31 March 2024	31 March 2023	% change	Reason for variance
Current Ratio	Current Assets	Current Liabilities	NA	NA	NA	
Debt-Equity Ratio	Total Debt	Shareholder's Equity	3.54	3.39	4.41%	Marginally higher leverage during the year.
Debt Service Coverage Ratio	Earnings for debt service = Net profit after taxes + Non-cash operating expenses	Debt service = Interest & Lease Payments + Principal Repayments	NA	NA	NA	
Return on Equity Ratio	Net Profits after taxes – Preference Dividend	Average Shareholder's Equity	9.72%	7.76%	25.27%	Higher profitability during the year.
Inventory Turnover Ratio	Cost of goods sold	Average Inventory	NA	NA	NA	
Trade Receivables Turnover Ratio	Net credit sales = Gross credit sales- sales return	Average Trade Receivable	NA	NA	NA	
Trade Payables Turnover Ratio	Net credit purchases = Gross credit purchases- purchase return	Average Trade Payables	NA	NA	NA	
Net Capital Turnover Ratio	Net sales = Total sales- sales return	Working capital = Current assets – Current liabilities	NA	NA	NA	
Net Profit Ratio	Net Profit	Net sales = Total sales- sales return	NA	NA	NA	
Return on Capital employed	Earnings before taxes	Average Capital Employed = Tangible Net Worth + Total Debt + Deferred Tax Liability	2.86%	2.69%	6.53%	

# Notes forming part of consolidated financial statements

as at and for the year ended March 31, 2024

(All amounts are in ₹ Lakhs, unless otherwise stated)

Ratios	Numerator	Denominator	31 March 2024	31 March 2023	% change	Reason for variance
Capital to risk-weighted assets ratio (CRAR)	Total capital funds	Total Risk weighted Assets/Exposures	20.48%	21.19%	-3.34%	Marginally higher leverage during the year.
Tier I CRAR	Tier I capital	Total Risk weighted Assets/Exposures	19.69%	20.40%	-3.48%	Marginally higher leverage during the year.
Tier II CRAR	Tier II capital	Total Risk weighted Assets/Exposures	0.79%	0.79%	0.08%	
Return on Investment	Interest (Finance Income)	Investment	0.00%	0.00%	0.00%	Investment is strategic equity investment.

**44** Details of loans transferred / acquired during the year ended March 31, 2024 and March 31, 2023 under the RBI Master Direction on Transfer of Loan Exposures dated September 24, 2021 are given below:

- The Company has not transferred any non-performing assets during both the years.
- The Company has not transferred any Special Mention Accounts (SMA) during both the years.
- The Company has not acquired any stressed assets during both the years.
- Details of Rupee term loans not in default acquired are given below:

Particulars	As at March 31, 2024	As at March 31, 2023
Aggregate amount of loans acquired	189,955.00	123,609.02
Weighted average residual maturity (in years)	9.50	13.08
Retention of beneficial economic interest by originator	Nil	Nil
Security coverage	100%	100%
Rating wise distribution of rated loans	BBB- to AA-	A- to AA+

- For details of loans not in default transferred by the Company are given below:

Particulars	As at March 31, 2024	As at March 31, 2023
Aggregate amount of loans transferred	50,138.00	-
Weighted average residual maturity (in years)	7.05	-
Retention of beneficial economic interest by originator	Nil	-
Security coverage	100%	-
Rating wise distribution of rated loans	A+/AA/BBB+	-

# Notes forming part of consolidated financial statements

## as at and for the year ended March 31, 2024

(All amounts are in ₹ Lakhs, unless otherwise stated)

**45** The following additional information (other than what is already disclosed elsewhere) is disclosed in terms of RBI Circular No. DOR. ACC.REC.No.20/21.04.018/2022-23 dated April 19, 2022

- (i) There are no intra-group exposures as at March 31, 2024 and March 31, 2023 except the strategic investment in the associate company NIIF Infrastructure Finance Limited of ₹ 86,411.86 lakhs (previous year ₹ 86,411.86 lakhs).
- (ii) There is no foreign currency exposure as at March 31, 2024 (previous year - Nil).
- (iii) There is no breach of covenant of loans availed or debt securities issued for year ended March 31, 2024 and March 31, 2023.
- (iv) Sectoral exposure

Sectors	As at March 31, 2024			As at March 31, 2023		
	Total Exposure (includes on balance sheet and off- balance sheet exposure)	Gross NPAs	Percentage of Gross NPAs to total exposure in that sector	Total Exposure (includes on balance sheet and off- balance sheet exposure)	Gross NPAs	Percentage of Gross NPAs to total exposure in that sector
1. Agriculture and Allied Activities	-	-	-	-	-	-
2. Industry						
a. Vehicles, Vehicle Parts & Transport Equipment	3,645.39	-	-	4,479.93	-	-
b. Infrastructure						
i) Power	63,417.43	-	-	83,619.24	-	-
ii) Telecommunications	70,908.53	-	-	81,302.93	-	-
iii) Roads	423,140.95	-	-	336,437.43	-	-
iv) Airports	63,504.52	-	-	59,851.03	-	-
v) Electricity Transmission	37,867.53	-	-	23,861.07	-	-
vi) Solar Renewal Energy	554,476.42	-	-	547,761.47	-	-
vii) Wind Energy	98,178.13	-	-	37,324.35	-	-
viii) Other Infrastructure	42,302.20	-	-	24,874.85	-	-
Total of Industry	1,357,441.09	-	-	1,199,512.30	-	-
3. Services	-	-	-	-	-	-
4. Personal Loans	-	-	-	-	-	-
5. Others, if any (please specify)	-	-	-	-	-	-

# Notes forming part of consolidated financial statements

as at and for the year ended March 31, 2024

(All amounts are in ₹ Lakhs, unless otherwise stated)

(v) The following are the details of transactions and balances as at March 31, 2024 with related parties

Related Party/Items	Parent (as per ownership) or control	Subsidiaries	Associates / Joint Ventures	Key Management Personnel <sup>3</sup>	Relatives of key Management Personnel	Key Management Personnel Director	Others (Investing Party, Subsidiaries, Joint Ventures, Employee Benefit Companies of Investing Party and their Group Companies / Associates / Joint Ventures) <sup>9</sup>	Total
<b>Balances as at March 31</b>								
Investment by Parent (Note 4)	140,563.79 (140,563.79)	-	-	-	-	-	-	140,563.79 (140,563.79)
Investment in equity shares	-	-	86,411.86 (86,411.86)	-	-	-	-	86,411.86 (86,411.86)
Other Liability (Note 5)	-	-	(3.72)	-	-	-	10.80	10.80 (3.72)
Others Assets (Note 6)	-	-	(0.66)	-	-	-	-	- (0.66)
<b>Transaction during the year</b>								
Sale of loan assets	-	-	47,832.97	-	-	-	-	47,832.97 -
<b>Income/ Expenditure</b>								
Remuneration to KMPs	-	-	-	626.11 (409.14)	-	-	-	626.11 (409.14)
Director sitting fee	-	-	-	-	-	36.60 (22.20)	-	36.60 (22.20)
Other Receipts (Note 7)	-	-	13.14 (0.61)	-	-	-	-	13.14 (0.61)
Others Expenses (Note 8)	-	-	46.32 (54.20)	-	-	-	12.50 (18.94)	58.82 (73.14)
<b>Maximum outstanding during the year</b>								
Investment by Parent (Note 4)	140,563.79 (140,563.79)	-	-	-	-	-	-	140,563.79 (140,563.79)
Investment in equity shares	-	-	86,411.86 (86,411.86)	-	-	-	-	86,411.86 (86,411.86)

Notes:

- Figures in bracket pertains to March 31, 2023.
- Nature of relationship with related party are defined at note 29.
- Key Management Personnel includes transactions pertaining to Chief Executive Officer, Chief Financial Officer & Company Secretary.
- Parent is National Investment and Infrastructure Fund-II.
- Other Liability represents expenses payable to Associate Company and investment manager of holding entity
- Other assets represents reimbursement of expenses receivable from Associate Company.
- Other receipts represents reimbursement of expenses paid on behalf of Associate Company.
- Other expenses represents reimbursement for shared service cost and other expenses.
- Group Company of investing party refers to National Investment and Infrastructure Fund Limited, Investment manager of holding entity.

# Notes forming part of consolidated financial statements

as at and for the year ended March 31, 2024

(All amounts are in ₹ Lakhs, unless otherwise stated)

(vi) Disclosure of complaints

1) Summary information on complaints received by the NBFCs from customers and from the Offices of Ombudsman

Sr.No	Particulars	March 31, 2024	March 31, 2023
	Complaints received by the NBFC from its customers		
1	Number of complaints pending at beginning of the year	-	-
2	Number of complaints received during the year	-	-
3	Number of complaints disposed during the year	-	-
3.1	Of which, number of complaints rejected by the NBFC	-	-
4	Number of complaints pending at the end of the year	-	-
	Maintainable complaints received by the NBFC from Office of Ombudsman		
5	Number of maintainable complaints received by the NBFC from Office of Ombudsman	-	-
5.1	Of 5, number of complaints resolved in favour of the NBFC by Office of Ombud	-	-
5.2	Of 5, number of complaints resolved through conciliation/mediation/advisories issued by Office of Ombudsman	-	-
5.3	Of 5, number of complaints resolved after passing of Awards by Office of Ombudsman against the NBFC	-	-
6	Number of Awards unimplemented within the stipulated time (other than those appealed)	-	-

2) Since the company has not received any complaints from customers or banking ombudsman, the disclosure regarding top five grounds of complaints is not applicable.

## 46 Disclosure Pursuant to RBI Notification no RBI/2019-20/170 DOR (NBFC).CC.PD.No.109/22.10.106/2019-20 Year ended March 31, 2024

Asset Classification as per RBI Norms	Asset classification as per Ind AS 109	Gross Carrying Amount as per Ind AS	Loss Allowances (Provisions) as required under Ind AS 109	Net Carrying Amount	Provisions required as per IRACP norms	Difference between Ind AS 109 provisions and IRACP norms
1	2	3	4	(5=3-4)	6	(7=4-6)
<b>Performing assets</b>						
Standard	Stage 1	1,324,947.22	9,333.14	1,315,614.08	5,333.23	3,999.91
	Stage 2	-	-	-	-	-
<b>Subtotal</b>		<b>1,324,947.22</b>	<b>9,333.14</b>	<b>1,315,614.08</b>	<b>5,333.23</b>	<b>3,999.91</b>
<b>Non-Performing Assets (NPA)</b>						
Substandard	Stage 3	-	-	-	-	-
Doubtful- up to 1 year	Stage 3	-	-	-	-	-
1 to 3 years	Stage 3	-	-	-	-	-
More than 3 years	Stage 3	-	-	-	-	-
<b>Subtotal for doubtful</b>		-	-	-	-	-
Loss assets		-	-	-	-	-
<b>Subtotal for NPA</b>		-	-	-	-	-
Other items such as guarantees, loan commitments, etc. which are in the scope of Ind AS 109 but not covered under current Income Recognition, Asset Classification and Provisioning (IRACP) norms	Stage 1	32,493.87	227.46	32,266.41	-	227.46
	Stage 2	-	-	-	-	-
	Stage 3	-	-	-	-	-
<b>Subtotal</b>		<b>32,493.87</b>	<b>227.46</b>	<b>32,266.41</b>	-	<b>227.46</b>
<b>Total</b>	<b>Stage 1</b>	<b>1,357,441.09</b>	<b>9,560.60</b>	<b>1,347,880.49</b>	<b>5,333.23</b>	<b>4,227.37</b>
	Stage 2	-	-	-	-	-
	Stage 3	-	-	-	-	-
<b>Total</b>		<b>1,357,441.09</b>	<b>9,560.60</b>	<b>1,347,880.49</b>	<b>5,333.23</b>	<b>4,227.37</b>

# Notes forming part of consolidated financial statements

as at and for the year ended March 31, 2024

(All amounts are in ₹ Lakhs, unless otherwise stated)

## Year ended March 31, 2023

Asset Classification as per RBI Norms	Asset classification as per Ind AS 109	Gross Carrying Amount as per Ind AS	Loss Allowances (Provisions) as required under Ind AS 109	Net Carrying Amount	Provisions required as per IRACP norms	Difference between Ind AS 109 provisions and IRACP norms	
	1	2	3	4	5=3-4	6	7=4-6
<b>Performing assets</b>							
Standard	Stage 1	1,154,424.70	8,117.76	1,146,306.93	4,638.73	3,479.04	
	Stage 2	-	-	-	-	-	
<b>Subtotal</b>		<b>1,154,424.70</b>	<b>8,117.76</b>	<b>1,146,306.93</b>	<b>4,638.73</b>	<b>3,479.04</b>	
<b>Non-Performing Assets (NPA)</b>							
Substandard	Stage 3	-	-	-	-	-	
Doubtful- up to 1 year	Stage 3	-	-	-	-	-	
1 to 3 years	Stage 3	-	-	-	-	-	
More than 3 years	Stage 3	-	-	-	-	-	
<b>Subtotal for doubtful</b>		-	-	-	-	-	
Loss		-	-	-	-	-	
<b>Subtotal for NPA</b>		-	-	-	-	-	
Other items such as guarantees, loan commitments, etc. which are in the scope of Ind AS 109 but not covered under current Income Recognition, Asset Classification and Provisioning (IRACP) norms	Stage 1	45,087.60	315.61	44,771.99	-	315.61	
	Stage 2	-	-	-	-	-	
	Stage 3	-	-	-	-	-	
<b>Subtotal</b>		<b>45,087.60</b>	<b>315.61</b>	<b>44,771.99</b>	<b>-</b>	<b>315.61</b>	
<b>Total</b>	<b>Stage 1</b>	<b>1,199,512.30</b>	<b>8,433.38</b>	<b>1,191,078.92</b>	<b>4,638.73</b>	<b>3,794.65</b>	
	<b>Stage 2</b>	<b>-</b>	<b>-</b>	<b>-</b>	<b>-</b>	<b>-</b>	
	<b>Stage 3</b>	<b>-</b>	<b>-</b>	<b>-</b>	<b>-</b>	<b>-</b>	
<b>Total</b>		<b>1,199,512.30</b>	<b>8,433.38</b>	<b>1,191,078.92</b>	<b>4,638.73</b>	<b>3,794.65</b>	

47A Additional Disclosures as per the circular issued by the Reserve Bank of India (Ref no. DNBR .PD. 008/ 03.10.119/ 2016-17 dated September 01,2016) & RBI circular DNBR(PD) CC no. 053/ 03.10.119 / 2015-16) in respect of Non Banking Financial (Non deposit accepting or holding) Systemically Important (NBFC-ND-SI) is as under:

### a. Capital funds, risk assets/ exposure and risk asset ratio (CRAR)

S.No	Item	For the year ended March 31, 2024	For the year ended March 31, 2023
1	CRAR (%)	20.48%	21.19%
2	CRAR- Tier I capital (%)	19.69%	20.40%
3	CRAR- Tier II Capital (%)	0.79%	0.79%
4	Amount of subordinated debt raised as Tier-II capital	-	-
5	Amount raised by issued of Perpetual Debt Instruments	-	-

# Notes forming part of consolidated financial statements

as at and for the year ended March 31, 2024

(All amounts are in ₹ Lakhs, unless otherwise stated)

## b. Investments

S.No	Item	For the year ended March 31, 2024	For the year ended March 31, 2023
<b>1</b>	<b>Value of investments</b>		
	(i) Gross value of investments		
	(a) in India	120,617.38	107,672.41
	(a) outside India	-	-
	(ii) Provision for depreciation		
	(a) in India	-	-
	(a) outside India	-	-
	(iii) Net value of investments		
	(a) in India	120,617.38	107,672.41
	(a) outside India	-	-
<b>2</b>	<b>Movement of provisions held towards depreciation on investments</b>		
	(i) Opening balance	-	-
	(ii) Add : Provisions made during the year	-	-
	(iii) Less : Write-off/ write-back of excess provision during the year	-	-
	(i) Closing balance	-	-

## c. Derivatives

There are no derivative transactions as at March 31, 2024 and March 31, 2023. Hence the related disclosures are not applicable to the Company.

## d. Disclosures relating to Securitisation

The Company has not entered in securitisation transaction in the year ending March 31, 2024 and March 31, 2023. Hence the related disclosures are not applicable to the Company.

## e. Details of Financial Assets sold to Securitisation / Reconstruction Company for Asset Reconstruction

The Company has not sold any financial asset to securitisation / reconstruction company for asset reconstruction in the year ending March 31, 2024 and March 31, 2023. Hence the related disclosures are not applicable to the Company.

## f. Details of non-performing financial assets purchased / sold

The Company has not purchased / sold any non-performing financial assets in the year ending March 31, 2024 and March 31, 2023. Hence the related disclosures are not applicable to the Company.

## g. Exposure

### i. Exposure to Real Estate Sector

This disclosure is not applicable to the Company as there are no exposures, direct or indirect to real estate sector as at March 31, 2024 and March 31, 2023.

### ii. Exposure to Capital Market

This disclosure is not applicable to the Company as there are no exposures to capital market as at March 31, 2024 and March 31, 2023.

## h. Details of financing of parent company products

This disclosure is not applicable to the Company as there is no financing of Parent Company products.

# Notes forming part of consolidated financial statements

as at and for the year ended March 31, 2024

(All amounts are in ₹ Lakhs, unless otherwise stated)

## i. Details of Single Borrower Limit (SGL) / Group Borrower Limit (GBL) exceeded by the NBFC

The Company has not lent/ invested or lent and invested in Single Borrower / Single Group of Borrowers in excess of limits prescribed by the RBI during the years ended March 31, 2024 and March 31, 2023.

## j. Unsecured Advances

The Company has not given any unsecured advances in the years ended March 31, 2024 and March 31, 2023.

## k. Registration obtained from other financial sector regulators

The Company is not registered with any financial sector regulators except with the RBI.

## l. Disclosure of Penalties imposed by RBI and other regulators

No penalties were imposed by RBI and other regulators during the years ended March 31, 2024 and March 31, 2023, except one instance of delay in intimation of holding of Board Meeting in respect of which the Company received a notice from NSE and paid a penalty amounting to INR 5,000/-.

## m. Provisions and contingencies (shown under the head expenditure in Statement of Profit and Loss):

S.No	Item	For the year ended March 31, 2024	For the year ended March 31, 2023
(i)	Provision made towards income tax	7,208.03	5,835.50
(ii)	Provision for employee benefits	532.55	123.91
(iii)	Provision for employee stock compensation cost	-	-
(iv)	Provision for long term incentive plan for employees	585.24	-
(v)	Provision for gratuity	31.30	25.42
(vi)	Provision for compensated absence cost	94.41	90.92
(vii)	Provision for impairment of financial assets	1,127.21	3,338.89
(viii)	Provisions for depreciation on Investment	-	-
(ix)	Provision towards NPA	-	-

## n. Draw Down from Reserves

There has been no draw down from reserves during the year ended March 31, 2024 and March 31, 2023. Hence the related disclosures are not applicable to the Company.

## o. Concentration of Advances, Exposures and NPAs

### i) Concentration of Advances

Particulars	For the year ended March 31, 2024	For the year ended March 31, 2023
Total Advances to twenty largest borrowers	413,201.62	535,434.53
Percentage of Advances to twenty largest borrowers to Total Advances	66.99%	77.78%

### ii) Concentration of Exposures

Particulars	For the year ended March 31, 2024	For the year ended March 31, 2023
Total Exposures to twenty largest borrowers / customers*	677,066.15	667,126.31
Percentage of Exposures to twenty largest borrowers / customers to Total Exposure on borrowers / customers	51.10%	57.79%

\*Exposure does not include investment in Associate company.



# Notes forming part of consolidated financial statements

as at and for the year ended March 31, 2024

(All amounts are in ₹ Lakhs, unless otherwise stated)

### iii) Concentration of NPAs

All loan accounts are standard assets as at March 31, 2024 and March 31, 2023.

Particulars	For the year ended March 31, 2024	For the year ended March 31, 2023
Total of Exposures to top four NPA accounts*	-	-

\* there are no account classified as NPA as on March 31, 2024 and March 31, 2023.

### iv) Sector-wise NPAs (% of NPA to Total Advances in that sector)

Particulars	For the year ended March 31, 2024	For the year ended March 31, 2023
Agriculture & allied activities	-	-
MSME	-	-
Corporate borrowers	-	-
Services	-	-
Unsecured personal loans	-	-
Auto loans	-	-
Other personal loans	-	-

### v) Movement of NPAs

Particulars	For the year ended March 31, 2024	For the year ended March 31, 2023
<b>(i) Net NPAs to Net Advances (%)</b>	-	-
<b>(ii) Movement of NPAs (Gross):</b>		
(a) Opening balance	-	-
(b) Additions during the year	-	-
(c) Reductions during the year	-	-
<b>(d) Closing balance</b>	-	-
<b>(iii) Movement of Net NPAs</b>		
(a) Opening balance	-	-
(b) Additions during the year	-	-
(c) Reductions during the year	-	-
<b>(d) Closing balance</b>	-	-
<b>(iv) Movement of provisions for NPAs (excluding provisions on standard assets)</b>		
(a) Opening balance	-	-
(b) Provisions made during the year	-	-
(c) Write-off / write-back of excess provisions	-	-
<b>(d) Closing balance</b>	-	-

### p. Overseas Assets (for those with Joint Ventures and Subsidiaries abroad)

The Company has not invested/ no exposure in overseas assets in the years ending March 31, 2024 and March 31, 2023.

### q. Off-balance Sheet SPVs sponsored by the Company

The Company has not sponsored off-balance sheet SPV in the years ending March 31, 2024 and March 31, 2023.

### r. Disclosure of Complaints

There were no customer complaints received during the years ending March 31, 2024 and March 31, 2023.

# Notes forming part of consolidated financial statements

as at and for the year ended March 31, 2024

(All amounts are in ₹ Lakhs, unless otherwise stated)

## s. Ratings assigned by credit rating agencies and migration of ratings during the year

S.No.	Instruments	Credit Rating Agency	As on 31 <sup>st</sup> March 2024	As on 31 <sup>st</sup> March 2023
1	Long Term Instrument- Non convertible debentures	CARE	AA+ Positive	AA+ Stable
2	Short Term Instrument- Commercial Paper	CARE	A1+	-
3	Long Term Instrument- Non convertible debentures	CRISIL	AA+ Stable	AA+ Stable
4	Short Term Instrument- Short Term Debt	CRISIL	-	A1+
5	Short Term Instrument- Commercial Paper	CRISIL	A1+	-
6	Long Term Instrument- Bank Lines	ICRA Ltd	AA+ Stable	AA+ Stable
7	Short Term Instrument- Bank Lines	ICRA Ltd	A1+	A1+
8	Long Term Instrument- Non convertible debentures	ICRA Ltd	AA+ Stable	AA+ Stable
9	Long Term Instrument- Principal Protected Market Linked Debenture	ICRA Ltd	AA+ PP-MLD (Stable)	AA+ PP-MLD (Stable)
10	Long Term Instrument- Non convertible debentures	India Ratings & Research Private Limited	AA+ Stable	AA+ Stable

## t. Statement on Asset Liability Management

Maturity pattern of certain items of assets and liabilities as at 31<sup>st</sup> March 2024

Item	0 day to 7 days	8 days to 14 days	15 days to 30 / 31 days	Over one month to two months	Over two months upto three months	Over three months to six months	Over six months to one year	Over one year to three years	Over three years to five years	Over five years	Total
<b>Liabilities</b>											
Debt Securities	-	-	-	10,000.00	3,082.08	1,476.43	54,921.85	33,697.84	104,674.65	-	207,852.85
Borrowings (other than debt securities)	4,998.55	-	6,149.04	1,631.94	16,006.94	25,937.72	130,429.28	439,126.06	203,093.45	120,379.97	947,752.95
<b>Assets</b>											
Investments	-	-	-	-	-	-	-	-	-	120,617.38	120,617.38
Loans	1,433.99	-	2,569.79	313.32	9,252.87	31,906.41	265,649.86	120,262.75	250,350.57	633,874.52	1,315,614.08

Maturity pattern of certain items of assets and liabilities as at 31<sup>st</sup> March 2023

Item	0 day to 7 days	8 days to 14 days	15 days to 30 / 31 days	Over one month to two months	Over two months upto three months	Over three months to six months	Over six months to one year	Over one year to three years	Over three years to five years	Over five years	Total
<b>Liabilities</b>											
Debt Securities	-	-	-	1,969.40	-	4,530.72	28,367.84	69,624.66	112,171.62	-	216,664.24
Borrowings (other than debt securities)	-	-	5,539.79	6,493.06	11,215.28	20,729.17	60,208.33	293,126.33	300,970.25	89,297.64	787,579.85
<b>Assets</b>											
Investments	-	-	-	-	-	-	-	-	-	107,672.41	107,672.41
Loans	-	-	49,850.58	412.12	8,745.88	8,683.79	21,689.24	104,286.86	249,592.67	703,045.80	1,146,306.94

## u. Restructured advances

There are no restructured advance as on 31<sup>st</sup> March 2024, hence disclosure of information as required in terms of Para 24 of Non-Banking Financial Company - Systemically Important Non-Deposit taking Company and Deposit taking Company (RBI guidelines) is not required.

# Notes forming part of consolidated financial statements

as at and for the year ended March 31, 2024

(All amounts are in ₹ Lakhs, unless otherwise stated)

## v. Fraud Reporting

As required by the Chapter II paragraph 5 for Monitoring of frauds in NBFCs (RBI guidelines), the details of frauds noticed / reported are as below:

Particulars	Year ended 31 <sup>st</sup> March 2024	Year ended 31 <sup>st</sup> March 2023
Amount Involved	-	-
Amount Recovered	-	-
Amount written off/provided	-	-
Balance	-	-

## 47B (a) Public disclosure on liquidity risk as of March 31, 2024

The disclosure in terms of RBI circular ref. DOR.NBFC(PD)CC.NO.102/03.10.001/2019-20 dated November 04, 2019 on liquidity risk management framework for NBFCs is provided below :

### (i) Funding concentration based on significant counterparty

Sr no	No of significant counterparties	Amount (₹ in lakhs)	% of Total deposits	% of Total Liabilities
1	15	1,081,429.23	-	92.80%

### (ii) Top 20 large deposits - Nil

### (iii) Top 10 borrowings: ₹ 9,86,211.54 lakhs (represent 84.91% of total borrowings)

### (iv) Funding concentration based on significant instrument/product

Sr no	Name of instrument	Amount (₹ in lakhs)	% of Total Liabilities
1	Term loans from Banks	631,715.42	54.21%
2	Term loans from Financial Institution	317,000.00	27.20%
3	Non-Convertible Debentures	208,178.50	17.86%

### (v) Stock ratios:

Sr no	Instrument	As a % of total public funds	As a % of total liabilities	As a % of total assets
(a)	Commercial papers	Nil	Nil	Nil
(b)	Non Convertible Debentures (original maturity <1 year)	Nil	Nil	Nil
(c)	Other short term liabilities	1.39%	1.38%	1.08%

## (vi) Institutional set-up for liquidity risk management

The Company has instituted Asset Liability Management Policy (Policy) under which the Asset Liability Management Committee (ALCO) has been set up for oversight of Asset Liability Management (ALM), including liquidity risk management. The overall ALM framework as well as liquidity risk is managed by :

- Board**-which provides the overall direction for the Policy and framework.
- Risk Management Committee** - comprises of two Independent Directors, one Non - Executive, Nominee Director, the Chief Executive Officer (CEO) and the Chief Risk Officer (CRO). It monitors and evaluates risks associated with the business of the Company and measures for risk mitigation.
- ALCO- comprises of a Non - Executive, Nominee Director, Chief Executive Officer (CEO), Chief Financial Officer (CFO), Chief Risk Officer (CRO) and Chief Business Officer (CBO).** It is a decision making body responsible for strategic management of interest rate and liquidity risks.

# Notes forming part of consolidated financial statements

as at and for the year ended March 31, 2024

(All amounts are in ₹ Lakhs, unless otherwise stated)

- (iv) **Asset Liability Management Support Group**-which consists of operating staff from Risk, Accounts and Treasury group, who analyse/monitor liquidity profile, limits & report to ALCO.
- (v) **Finance Committee** - comprises of CEO, CFO and CRO which is authorised to borrow monies through various instruments permitted by RBI, and it monitors treasury related operations of the Company.
- (vi) **Treasury Group**-which is ALM support group and is responsible for fund raising, maintain appropriate liquidity buffers, provide market related inputs and actively implement ALM strategy.

## 47B (b) Disclosure on Liquidity Coverage Ratio (LCR) under RBI circular no. RBI/2019-20/88 DOR.NBFC (PD) CC. No.102/03.10.001/2019-20 dated November 04, 2019 on Liquidity Risk Management Framework

Particulars	Total	Total	Total	Total	Total	Total	Total	Total
	Unweighted Value (average)*	Weighted Value (average)#	Unweighted Value (average)*	Weighted Value (average)#	Unweighted Value (average)*	Weighted Value (average)#	Unweighted Value (average)*	Weighted Value (average)#
<b>High Quality Liquid Assets</b>	<b>31-Mar-24</b>		<b>31-Dec-23</b>		<b>30-Sep-23</b>		<b>30-Jun-23</b>	
1 Total High Quality Liquid Assets (HQLA)1	164,486	143,425	169,477	148,408	190,850	166,158	222,392	194,396
<b>Cash Outflows</b>								
2 Deposits (for deposit taking companies)	-	-	-	-	-	-	-	-
3 Unsecured wholesale funding	-	-	-	-	-	-	-	-
4 Secured wholesale funding	30,761	35,375	18,992	21,841	19,270	22,160	24,442	28,109
5 Additional requirements, of which	-	-	-	-	-	-	-	-
(i) Outflows related to derivative exposures	-	-	-	-	-	-	-	-
(ii) Outflows related to loss of funding on debt products	-	-	-	-	-	-	-	-
(iii) Credit and liquidity facilities	-	-	-	-	-	-	-	-
6 Other contractual funding obligations	54,991	63,239	69,912	80,399	52,761	60,675	33,680	38,732
7 Other contingent funding obligations	-	-	-	-	-	-	-	-
<b>8 Total Cash Outflows</b>	<b>85,752</b>	<b>98,615</b>	<b>88,904</b>	<b>102,239</b>	<b>72,031</b>	<b>82,835</b>	<b>58,123</b>	<b>66,841</b>
<b>Cash Inflows</b>								
9 Secured lending	-	-	-	-	-	-	-	-
10 Inflows from fully performing exposures	36,286	27,215	62,679	47,009	43,058	32,294	36,208	27,156
11 Other cash inflows	48,885	36,663	22,084	16,563	31,322	23,491	13,638	10,228
<b>12 Total Cash Inflows</b>	<b>85,171</b>	<b>63,878</b>	<b>84,763</b>	<b>63,572</b>	<b>74,380</b>	<b>55,785</b>	<b>49,845</b>	<b>37,384</b>
		Total Adjusted Value		Total Adjusted Value		Total Adjusted Value		Total Adjusted Value
13 Total HQLA		143,425		148,408		166,158		194,396
14 Total Net Cash Outflows (Higher of inflow less outflows or 25% of outflows)		34,737		38,667		27,050		29,457
<b>15 LIQUIDITY COVERAGE RATIO (%)</b>		<b>413%</b>		<b>384%</b>		<b>614%</b>		<b>660%</b>

\*Unweighted values calculated as daily average outstanding balances maturing or callable within 30 days (for inflows and outflows).

# Weighted values calculated after the application of respective stress factors on inflow (75%) and outflow (115%).

# Notes forming part of consolidated financial statements

as at and for the year ended March 31, 2024

(All amounts are in ₹ Lakhs, unless otherwise stated)

## Notes :

- HQLA includes unencumbered portion of current account balance, short term fixed deposits with scheduled commercial banks and only considers AAA rated corporate bonds in the credit book
- Undrawn borrowing lines have not been considered as potential inflows above.

## 48 Schedule to the Balance Sheet of a Non Banking Financial Company as required in terms of paragraph 18 of Non-Banking Financial Company - Systemically Important Non-Deposit taking Company (Reserve Bank) Directions, 2016

### Liabilities Side

1	Loans and advances availed by the NBFC inclusive of interest accrued thereon but not paid:	As at March 31, 2024		As at March 31, 2023	
		Amount Outstanding	Amount Overdue	Amount Outstanding	Amount Overdue
a.	Debentures (other than falling within the meaning of public deposits)				
	- Secured	207,852.85	-	216,664.24	-
	- Unsecured	-	-	-	-
b.	Deferred Credits	-	-	-	-
c.	Term Loans	947,752.95	-	787,579.85	-
d.	Inter-corporate loans and borrowings	-	-	-	-
e.	Commercial Paper	-	-	-	-
f.	Public Deposits (Refer note 1 below)	-	-	-	-
g.	Other Loans	-	-	-	-

### Asset Side

2	Break up of Loans and Advances including bills receivables [other than those included in(4) below]:	Amount Outstanding as at March 31, 2024	Amount Outstanding as at March 31, 2023
a.	Secured	1,315,614.08	1,146,306.94
b.	Unsecured	-	-
3	Break up of Leased Assets and stocks on hire and other assets counting towards AFC activities	Amount Outstanding as at March 31, 2024	Amount Outstanding as at March 31, 2023
i.	Lease Assets including lease rentals under sundry debtors:		
	a. Finance Lease	-	-
	b. Operating Lease	-	-
ii.	Stocks on hire including hire charges under sundry debtors:		
	a. Assets on hire	-	-
	b. Repossessed Assets	-	-
iii.	Other Loans counting towards AFC activities:		
	a. Loans where assets have been repossessed	-	-
	b. Loans other than (a) above	-	-
4	Break up of Investments:		
	<b>Current Investments</b>		
1.	Quoted		
	i. Shares- Equity	-	-
	- Preference	-	-
	ii. Debentures and Bonds	-	-

# Notes forming part of consolidated financial statements

as at and for the year ended March 31, 2024

(All amounts are in ₹ Lakhs, unless otherwise stated)

3 Break up of Leased Assets and stocks on hire and other assets counting towards AFC activities	Amount Outstanding as at March 31, 2024	Amount Outstanding as at March 31, 2023
iii. Units of mutual funds	-	-
iv. Government Securities	-	-
v. Others	-	-
2. Unquoted		
i. Shares- Equity	-	-
- Preference	-	-
ii. Debentures and Bonds	-	-
iii. Units of mutual funds	-	-
iv. Government Securities	-	-
v. Others	-	-
<b>Long Term Investments</b>		
1. Quoted		
i. Shares- Equity	-	-
- Preference	-	-
ii. Debentures and Bonds	-	-
iii. Units of mutual funds	-	-
iv. Government Securities	-	-
v. Others	-	-
2. Unquoted		
i. Shares- Equity	120,617.38	107,672.41
- Preference	-	-
ii. Debentures and Bonds	-	-
iii. Units of mutual funds	-	-
iv. Government Securities	-	-
v. Others	-	-

## 5 Borrower group-wise classification of asset financed (Refer note 2 below):

Category	Amount net of provision as at March 31, 2024			Amount net of provision as at March 31, 2023		
	Secured	Unsecured	Total	Secured	Unsecured	Total
1 Related Parties**						
a. Subsidiaries	-	-	-	-	-	-
b. Companies in the same group	-	-	-	-	-	-
c. Other related parties	-	-	-	-	-	-
2 Other than related parties	1,315,614.08	-	1,315,614.08	1,146,306.94	-	1,146,306.94
<b>Total</b>	<b>1,315,614.08</b>	<b>-</b>	<b>1,315,614.08</b>	<b>1,146,306.94</b>	<b>-</b>	<b>1,146,306.94</b>

# Notes forming part of consolidated financial statements

as at and for the year ended March 31, 2024

(All amounts are in ₹ Lakhs, unless otherwise stated)

## 6 Investor group-wise classification of all investments (current and long term) in shares and securities (both quoted and unquoted): (Refer note 3 below)

Category	As at March 31, 2024		As at March 31, 2023	
	Market Value/ Break up of fair value or NAV	Book Value (Net of Provisions)	Market Value/ Break up of fair value or NAV	Book Value (Net of Provisions)
1 Related Parties**				
a. Subsidiaries	-	-	-	-
b. Companies in the same group	146,256.71	120,617.38	142,695.68	107,672.41
c. Other related parties	-	-	-	-
2 Other than related parties	-	-	-	-
<b>Total</b>	<b>146,256.71</b>	<b>120,617.38</b>	<b>142,695.68</b>	<b>107,672.41</b>

\*\*As per Accounting Standard issued by the Institute of Chartered Accountants of India ('ICAI').

## 7 Other information

Category	Amount as at March 31, 2024	Amount as at March 31, 2023
i. Gross Non-Performing Assets		
a. Related Parties	-	-
b. Other than related parties	-	-
ii. Net Non-Performing Assets		
a. Related Parties	-	-
b. Other than related parties	-	-
iii. Assets acquired in satisfaction of debt	-	-

### Notes:

- As defined in paragraph 2(1)(xii) of the Non-Banking Financial Companies Acceptance of Public Deposits (Reserve Bank) Directions, 1998.
- Provisioning norms shall be applicable as prescribed in the Non-Banking Financial Company - Systemically Important Non-Deposit taking Company (Reserve Bank) Directions, 2016.
- All Accounting Standards and Guidance Notes issued by the Institute of Chartered Accountants of India ('ICAI') are applicable including for valuation of investments and other assets as also assets acquired in satisfaction of debts. However, market value in respect of quoted investments and break up/ fair value/ NAV in respect of unquoted investments should be disclosed irrespective of whether they are classified as long term or current in category 4 above.

49 Previous year figures have been regrouped/reclassified wherever necessary to correspond with those of the current year's classification/disclosure.

As per our report of even date.

For **B. K. Khare & Co**  
Chartered Accountants  
ICAI Firm Registration No. 105102W

For and on behalf of the Board of Directors of  
**Aseem Infrastructure Finance Limited**

**Aniruddha Joshi**  
Partner  
Membership No : 040852

**Padmanabh Sinha**  
Director  
DIN:00101379

**Nilesh Shrivastava**  
Director  
DIN:09632942

Place: Mumbai  
Date: May 08, 2024

**Virender Pankaj**  
Chief Executive Officer

**Nilesh Sampat**  
Chief Financial Officer

**Karishma Pranav Jhaveri**  
Company Secretary

# Independent Auditors' Report

To the members of **Aseem Infrastructure Finance Limited**

## Report on the audit of the Standalone Financial Statements

### Opinion

We have audited the accompanying Standalone Financial Statements of Aseem Infrastructure Finance Limited ("the Company"), which comprise the Balance Sheet as at March 31, 2024, the Statement of Profit and Loss including Other Comprehensive Income, the Statement of Cash Flows and the Statement of Changes in Equity for the year then ended, and a summary of material accounting policies and other explanatory information.

In our opinion and to the best of our information and according to the explanations given to us, the aforesaid Standalone Financial Statements give the information required by the Companies Act, 2013 ("the Act") in the manner so required and give a true and fair view in conformity with the Indian Accounting Standards prescribed under Section 133 of the Act read with the Companies (Indian Accounting Standards) Rules, 2015 as amended ("Ind AS") and other accounting principles generally accepted in India, of the state of affairs of the Company as at March 31, 2024, its profit and total comprehensive income, its changes in equity and its cash flows for the year ended on that date.

### Basis for Opinion

We conducted our audit of the Standalone Financial Statements in accordance with the Standards on Auditing specified under Section 143(10) of the Act (SAs). Our responsibilities under those Standards are further described in the 'Auditors' Responsibilities for the Audit of the Standalone Financial Statements' section of our report. We are independent of the Company in accordance with the Code of Ethics issued by the Institute of Chartered Accountants of India ("the ICAI") together with the ethical requirements that are relevant to our audit of the Standalone Financial Statements under the provisions of the Act and the Rules made thereunder, and we have fulfilled our other ethical responsibilities in accordance with these requirements and the ICAI's Code of Ethics. We believe that the audit evidence obtained by us is sufficient and appropriate to provide a basis for our audit opinion on the Standalone Financial Statements.

### Key Audit Matters

Key audit matters are those matters that, in our professional judgment, were of most significance in our audit of the Standalone Financial Statements for the current year. These matters were addressed in the context of our audit of the Standalone Financial Statements as a whole, and in forming our opinion thereon, and we do not provide a separate opinion on these matters. We have determined the matters described below to be the key audit matters to be communicated in our report:

#### Key Audit Matters

##### Impairment of financial instruments (expected credit losses) (as described in Note 35A(1)(b) of the Standalone Financial Statements)

Ind AS 109 requires the Company to provide for impairment of its loan receivables (financial instruments) using the expected credit losses (ECL) approach. ECL involves an estimation of probability weighted loss on financial instruments over their life, considering reasonable and supportable information about past events, current conditions, and forecasts of future economic conditions which could impact the credit quality of the Company's loans and advances.

In the process, a significant degree of judgement has been applied by the management for defining qualitative/ quantitative thresholds for 'significant increase in credit risk' ("SICR") and 'default'.

#### How our audit addressed the Key Audit Matter

- Our audit procedures included considering the Company's accounting policies for impairment of loan receivables and assessing compliance of the policies with Ind AS 109.
- Tested the assumptions used by the Company for staging of loan portfolio into various categories and default buckets for determining the Probability of default (PD) and Loss given default (LGD) rates.
- Tested the input data used for determining the PD and LGD rates and agreed the data with the underlying books of accounts and records.
- Tested the arithmetical accuracy of computation of ECL provision performed by the Company.
- Read and assessed the disclosures included in the Standalone Financial Statements in respect of expected credit losses with the requirements of Ind AS 107 and 109.

### Information Other than the Standalone Financial Statements and Auditors' Report thereon

The Company's Board of Directors is responsible for the other information. The other information comprises the Directors Report and the related annexures, but does not include the Standalone Financial Statements and our Auditors' Report thereon.

Our opinion on the Standalone Financial Statements does not cover the other information and we do not express any form of assurance conclusion thereon.

In connection with our audit of the Standalone Financial Statements, our responsibility is to read the other information and, in doing so, consider whether the other information is materially inconsistent



with the Standalone Financial Statements or our knowledge obtained during the course of our audit or otherwise appears to be materially misstated. If, based on the work we have performed, we conclude that there is a material misstatement of this other information, we are required to report that fact. We have nothing to report in this regard.

### Responsibilities of management for the Standalone Financial Statements

The Company's Board of Directors is responsible for the matters stated in Section 134(5) of the Act with respect to the preparation of these Standalone Financial Statements that give a true and fair view of the financial position, financial performance including other comprehensive income, changes in equity and cash flows of the Company in accordance with the accounting principles generally accepted in India.

This responsibility also includes maintenance of adequate accounting records in accordance with the provisions of the Act for safeguarding the assets of the Company and for preventing and detecting frauds and other irregularities; selection and application of appropriate accounting policies; making judgments and estimates that are reasonable and prudent; and design, implementation and maintenance of adequate internal financial controls, that were operating effectively for ensuring the accuracy and completeness of the accounting records, relevant to the preparation and presentation of the Standalone Financial Statements that give a true and fair view and are free from material misstatement, whether due to fraud or error.

In preparing the Standalone Financial Statements, management is responsible for assessing the Company's ability to continue as a going concern, disclosing, as applicable, matters related to going concern and using the going concern basis of accounting unless management either intends to liquidate the Company or to cease operations, or has no realistic alternative but to do so.

Those Board of Directors are also responsible for overseeing the Company's financial reporting process.

### Auditors' Responsibilities for the audit of the Standalone Financial Statements

Our objectives are to obtain reasonable assurance about whether the Standalone Financial Statements as a whole are free from material misstatement, whether due to fraud or error, and to issue an auditors' report that includes our opinion. Reasonable assurance is a high level of assurance, but is not a guarantee that an audit conducted in accordance with SAs will always detect a material misstatement when it exists. Misstatements can arise from fraud or error and are considered material if, individually or in the aggregate, they could reasonably be expected to influence the economic decisions of users taken on the basis of these Standalone Financial Statements.

As part of an audit in accordance with SAs, we exercise professional judgment and maintain professional skepticism throughout the audit. We also:

- Identify and assess the risks of material misstatement of the Standalone Financial Statements, whether due to fraud or error, design and perform audit procedures responsive to those risks, and obtain audit evidence that is sufficient and appropriate to provide a basis for our opinion. The risk of not detecting a material misstatement resulting from fraud is higher than for one resulting from error, as fraud may involve collusion, forgery, intentional omissions, misrepresentations, or the override of internal control.
- Obtain an understanding of internal financial control relevant to the audit in order to design audit procedures that are appropriate in the circumstances. Under Section 143(3)(i) of the Act, we are also responsible for expressing our opinion on whether the Company has adequate internal financial controls system in place and the operating effectiveness of such controls.
- Evaluate the appropriateness of accounting policies used and the reasonableness of accounting estimates and related disclosures made by the management.
- Conclude on the appropriateness of management's use of the going concern basis of accounting and, based on the audit evidence obtained, whether a material uncertainty exists related to events or conditions that may cast significant doubt on the Company's ability to continue as a going concern. If we conclude that a material uncertainty exists, we are required to draw attention in our auditors' report to the related disclosures in the Standalone Financial Statements or, if such disclosures are inadequate, to modify our opinion. Our conclusions are based on the audit evidence obtained up to the date of our auditors' report. However, future events or conditions may cause the Company to cease to continue as a going concern.
- Evaluate the overall presentation, structure and content of the Standalone Financial Statements, including the disclosures, and whether the Standalone Financial Statements represent the underlying transactions and events in a manner that achieves fair presentation.

Materiality is the magnitude of misstatements in the Standalone Financial Statements that, individually or in aggregate, makes it probable that the economic decisions of a reasonably knowledgeable user of the Standalone Financial Statements may be influenced. We consider quantitative materiality and qualitative factors in (i) planning the scope of our audit work and in evaluating

the results of our work; and (ii) to evaluate the effect of any identified misstatements in the Standalone Financial Statements.

We communicate with those charged with governance regarding, among other matters, the planned scope and timing of the audit and significant audit findings, including any significant deficiencies in internal control that we identify during our audit.

We also provide those charged with governance with a statement that we have complied with relevant ethical requirements regarding independence, and to communicate with them all relationships and other matters that may reasonably be thought to bear on our independence, and where applicable, related safeguards.

From the matters communicated with those charged with governance, we determine those matters that were of most significance in the audit of the Standalone Financial Statements of the current year and are therefore the key audit matters. We describe these matters in our auditors' report unless law or regulation precludes public disclosure about the matter or when, in extremely rare circumstances, we determine that a matter should not be communicated in our report because the adverse consequences of doing so would reasonably be expected to outweigh the public interest benefits of such communication.

### Report on other Legal and Regulatory requirements

1. As required by the Companies (Auditor's Report) Order, 2020 ("the Order"), issued by the Central Government of India in terms of sub-section (11) of Section 143 of the Act and on the basis of such checks of the books and records of the Company as we considered appropriate and according to the information and explanations given to us, we give in Annexure B, a statement on the matters specified in paragraphs 3 and 4 of the Order, to the extent applicable.

2. As required by Section 143(3) of the Act, we report that:

- (a) We have sought and obtained all the information and explanations which to the best of our knowledge and belief were necessary for the purposes of our audit.
- (b) In our opinion, proper books of account as required by law have been kept by the Company so far as it appears from our examination of those books.
- (c) The standalone Balance Sheet, the standalone Statement of Profit and Loss including other Comprehensive income, the statement of changes in equity and the standalone statement of cash flows dealt with by this report are in agreement with the books of account.

- (d) In our opinion, the aforesaid Standalone Financial Statements comply with the Accounting Standards specified under Section 133 of the Act.
- (e) On the basis of the written representations received from the directors as on March 31, 2024 taken on record by the Board of Directors, none of the directors is disqualified as on March 31, 2024 from being appointed as a director in terms of Section 164(2) of the Act.
- (f) With respect to the adequacy of the internal financial controls with reference to Standalone Financial Statements of the Company and the operating effectiveness of such controls, refer to our separate report in Annexure A. Our report expresses an unmodified opinion on the adequacy and operating effectiveness of the Company's internal financial controls with reference to Standalone Financial Statements.
- (g) The Company has not paid / provided for the managerial remuneration for the year ended March 31, 2024 as stipulated under section 197 of the Companies Act, 2013.
- (h) With respect to the other matters to be included in the Auditors' Report in accordance with the requirements of Rule 11 of the Companies (Audit and Auditors) Rules, 2014, as amended, in our opinion and to the best of our information and according to the explanations given to us:
  - (i) The Company does not have any pending litigations which would impact its financial position;
  - (ii) The Company did not have any long-term contracts including derivative contracts for which there were any material foreseeable losses; and
  - (iii) There were no amounts which were required to be transferred to the Investor Education and Protection Fund by the Company.
- (iv) (a) The management has represented that, to the best of its knowledge and belief, no funds have been advanced or loaned or invested (either from borrowed funds or share premium or any other sources or kind of funds) by the Company to or in any other person(s) or entity(ies), including foreign entities ("Intermediaries"), with the understanding, whether recorded in writing or otherwise, that the Intermediary shall, whether, directly or indirectly lend or invest in other persons or entities identified in any manner whatsoever by or on behalf of the Company ("Ultimate Beneficiaries") or provide any guarantee, security or the like on behalf of the Ultimate Beneficiaries;

- (b) The management has represented, that, to the best of its knowledge and belief, other than as disclosed in the notes to the accounts, no funds have been received by the company from any person(s) or entity(ies), including foreign entities (“Funding Parties”), with the understanding, whether recorded in writing or otherwise, that the company shall, whether, directly or indirectly, lend or invest in other persons or entities identified in any manner whatsoever by or on behalf of the Funding Party (“Ultimate Beneficiaries”) or provide any guarantee, security or the like on behalf of the Ultimate Beneficiaries; and
- (c) Based on such audit procedures that we considered reasonable and appropriate in the circumstances, nothing has come to our notice that has caused us to believe that the representations under sub-clause (a) and (b) contain any material misstatement.
- (v) The Company has not declared and / paid on equity shares any dividend during the year.
- (vi) Based on our examination which included test checks, the Company has used accounting software for maintaining its books of account which have feature of recording audit trail (edit log) facility and the same has operated throughout the year for all relevant transactions recorded in the software. Further, during the course of our audit we did not come across any instance of audit trail feature being tampered with.

For **B. K. Khare & Co.**

Chartered Accountants

Firm Registration No. 105102W

**Aniruddha Joshi**

Partner

Membership No. 040852

UDIN: 24040852BKCCDS8568

Place: Mumbai

Date: May 8, 2024

# Annexure A to the Independent Auditors' Report

[Referred to in paragraph 2(f) under 'Report on Other Legal and Regulatory Requirements' section of our report of even date]

## Report on the Internal Financial Controls with reference to Standalone Financial Statements under Clause (i) of sub-section (3) of Section 143 of the Companies Act, 2013 ("the Act")

We have audited the internal financial controls with reference to Standalone Financial Statements of Aseem Infrastructure Finance Limited ("the Company") as of March 31, 2024 in conjunction with our audit of the Standalone Financial Statements of the Company for the year ended on that date.

## Management's Responsibility for Internal Financial Controls

The Company's management is responsible for establishing and maintaining internal financial controls based on the internal control over financial reporting criteria established by the Company considering the essential components of internal control stated in the Guidance Note on Audit of Internal Financial Controls Over Financial Reporting issued by the Institute of Chartered Accountants of India. These responsibilities include the design, implementation and maintenance of adequate internal financial controls that were operating effectively for ensuring the orderly and efficient conduct of its business including adherence to the Company's policies, the safeguarding of its assets, the prevention and detection of frauds and errors, the accuracy and completeness of the accounting records, and the timely preparation of reliable financial information, as required under the Act.

## Auditors' Responsibility

Our responsibility is to express an opinion on the Company's internal financial controls with reference to Standalone Financial Statements of the Company based on our audit. We conducted our audit in accordance with the Guidance Note on Audit of Internal Financial Controls Over Financial Reporting ("the Guidance Note") issued by the Institute of Chartered Accountants of India and the Standards on Auditing prescribed under Section 143(10) of the Act, to the extent applicable to an audit of internal financial controls. Those Standards and the Guidance Note require that we comply with ethical requirements and plan and perform the audit to obtain reasonable assurance about whether adequate internal financial controls with reference to Standalone Financial Statements was established and maintained and if such controls operated effectively in all material respects.

Our audit involves performing procedures to obtain audit evidence about the adequacy of the internal financial controls system with reference to Standalone Financial Statements and their operating effectiveness. Our audit of internal financial controls with reference to Standalone Financial Statements included obtaining an understanding of internal financial controls with reference to financial statements, assessing the risk that a material weakness exists, and testing and evaluating the design and operating effectiveness of internal control based on the assessed risk. The procedures selected depend on the auditor's judgement, including the assessment of the risks of material misstatement of the financial statements, whether due to fraud or error.

We believe that the audit evidence we have obtained is sufficient and appropriate to provide a basis for our audit opinion on the Company's internal financial controls system with reference to Standalone Financial Statements.

## Meaning of Internal Financial Controls with reference to Financial Statements

A company's internal financial control with reference to Standalone Financial Statements is a process designed to provide reasonable assurance regarding the reliability of financial reporting and the preparation of financial statements for external purposes in accordance with generally accepted accounting principles. A company's internal financial control with reference to financial statements includes those policies and procedures that (1) pertain to the maintenance of records that, in reasonable detail, accurately and fairly reflect the transactions and dispositions of the assets of the Company; (2) provide reasonable assurance that transactions are recorded as necessary to permit preparation of financial statements in accordance with generally accepted accounting principles, and that receipts and expenditures of the Company are being made only in accordance with authorisations of management and directors of the Company; and (3) provide reasonable assurance regarding prevention or timely detection of unauthorised acquisition, use, or disposition of the Company's assets that could have a material effect on the financial statements.

## Inherent Limitations of Internal Financial Controls with reference to Financial Statements

Because of the inherent limitations of internal financial controls with reference to financial statements, including the possibility of collusion or improper management override of controls, material

misstatements due to error or fraud may occur and not be detected. Also, projections of any evaluation of the internal financial controls with reference to financial statements to future periods are subject to the risk that the internal financial control with reference to financial statements may become inadequate because of changes in conditions, or that the degree of compliance with the policies or procedures may deteriorate.

### Opinion

In our opinion, to the best of our information and according to the explanations given to us, the Company has, in all material respects, an adequate internal financial controls system with reference to Standalone Financial Statements and such internal financial controls with reference to Standalone Financial Statements were operating effectively as at March 31, 2024, based on the criteria for internal

financial control with reference to Standalone Financial Statements established by the Company considering the essential components of internal control stated in the Guidance Note on Audit of Internal Financial Controls Over Financial Reporting issued by the Institute of Chartered Accountants of India.

For **B. K. Khare & Co.**

Chartered Accountants

Firm Registration No. 105102W

**Aniruddha Joshi**

Partner

Membership No. 040852

UDIN: 24040852BKCCDS8568

Place: Mumbai

Date: May 8, 2024

# Annexure B to the Independent Auditors' Report

[Referred to in Clause 1 under 'Report on Other Legal and Regulatory Requirements' section of our report of even date]

- i. a) A) According to the information and explanations given to us, the Company has maintained proper records showing full particulars, including quantitative details and situation of property, plant and equipment.
- B) According to the information and explanations given to us, the Company has maintained proper records showing full particulars of intangible assets.
- b) The Company has a regular programme of physical verification of its property, plant and equipment by which the property, plant and equipment are verified by the management according to a programme designed to verify all the items once in a period of 3 years. In our opinion, this periodicity of physical verification is reasonable having regard to the size of the Company and the nature of its property, plant and equipment. No material discrepancies were noticed on earlier verification conducted in accordance with the programme.
- c) According to the information and explanations given to us, the Company does not have any immovable properties (other than properties where the Company is the lessee and the lease agreements are duly executed in favour of the lessee).
- d) According to the information and explanations given to us by the management, the Company has not revalued its property, plant and equipment (including Right of Use assets) or intangible assets or both during the year.
- e) Based on the audit procedures performed by us and according to the information, explanations and representations given to us, no proceedings have been initiated or are pending against the Company for holding any benami property under the Benami Transactions (Prohibition) Act, 1988 (45 of 1988) and rules made thereunder.
- ii. a) The Company is in the business of providing loans and does not have any physical inventories. Accordingly, the provision of clause 3(ii)(a) of the Order is not applicable to it.
- b) According to the information and explanations given to us, the Company has been sanctioned working capital limits in excess of five crore rupees from bank on the basis of security of first pari-passu charge on all receivables / loan assets. The receivable and loan statements filed by the Company with Bank on a monthly basis are in agreement with the unaudited books of account as certified by the management.
- iii. a) The principal business of the Company is to give loans. Accordingly, the provisions of Clause 3(iii) (a) of the Order is not applicable to the Company.
- b) According to the information and explanations given to us by the management, the Company has not made any investments during the year. The Company granted loans and provided letter of comfort during the year. In our opinion and according to information and explanation given to us, the terms and conditions of all loans granted and letter of comfort given by the Company during the year are not prejudicial to the interest of the Company.
- c) According to the information and explanations given to us, the repayment schedules are stipulated for each of the loan granted by the Company. The repayments were regular as per the repayment schedule stipulated by the Company.
- d) According to the information and explanation given to us, there were no overdue amounts as per the repayment schedule of the loans granted. Accordingly, reporting under Clause 3(iii)(d) of the Order is not applicable to the Company.
- e) The principal business of the Company is to give loans. Accordingly, the provisions of Clause 3(iii) (e) of the Order is not applicable to the Company.

- f) Based on our audit procedures and the information and explanation made available to us, the Company has not granted any loans or advances in the nature of loans either repayable on demand or without specifying any terms or period of repayment.
- iv. In our opinion and according to the information and explanations given to us, the Company has complied with the provisions of Section 185 and 186 of the Act, with respect to investment made. The Company has not granted any loans or provided guarantee or security during the year to the parties covered under Sections 185 and 186 of the Act.
- v. According to the information and explanations given to us, the Company has not accepted deposits under the provisions of Sections 73 to 76 or any other relevant provisions of the Act and the rules framed thereunder. Accordingly, the reporting under Clause 3(v) of the Order is not applicable to the Company.
- vi. The Central Government has not specified the maintenance of cost records under sub-section (1) of Section 148 of the Act for any of the products of the Company. Accordingly, the reporting under Clause 3(vi) of the Order is not applicable to the Company.
- vii. a) According to the information and explanations given to us and on the basis of our examination of records of the Company, the amounts deducted / accrued in the books of account in respect of undisputed statutory dues including Goods and Services tax, Provident Fund, Employees' State Insurance, Income-tax, Cess and other material statutory dues have been regularly deposited during the year by the Company with the appropriate authorities. There are no undisputed statutory dues payable in respect of the above statutes, outstanding as at March 31, 2024, for a period of more than six months from the date they became payable.
- b) According to the information and explanations given to us and on the basis of our examination of records of the Company, the Company did not have dues which have not been deposited as on March 31, 2024, on account of any disputes.
- viii. According to the information and explanations given to us, there are no transactions not recorded in the books of account which have been surrendered or disclosed as income during the year in the tax assessments under the Income-tax Act, 1961. Accordingly, the reporting under Clause 3(viii) of the Order is not applicable to the Company.
- ix. a) According to the information and explanation given to us and based on the audit procedures performed by us, the Company has not defaulted in repayment of loans or in the payment of interest thereon to any lender during the year.
- b) As represented, the Company has not been declared a willful defaulter by any bank or financial institution or other lender.
- c) In our opinion and according to the information and explanations given to us, the term loans have been applied for the purpose for which the loans were obtained.
- d) In our opinion and according to the information and explanations given to us and on an overall examination of the Balance Sheet of the Company and further considering the Asset Liability management mechanism of the Company, we report that funds raised on short-term basis have not been utilised for long-term purposes as at the Balance Sheet date.
- e) According to the information and explanation given to us and on an overall examination of the Financial Statements of the Company, we report that the Company has not taken any funds from any entity or person on account of or to meet the obligations of its subsidiaries, associates or joint ventures.
- f) According to the information and explanation given to us and based on the audit procedures performed by us, we report that the Company has not raised loans during the year on the pledge of securities held in its subsidiaries, joint ventures or associate companies. Accordingly, the reporting under Clause 3(ix)(f) of the Order is not applicable to the Company.
- x. a) In our opinion and according to the information and explanations given to us, the Company has not raised any money by way of initial public offer/ further public offer (including debt instruments) during the year.

- b) The Company has not made any preferential allotment / private placement of shares / fully / partly / optionally convertible debentures during the year
- xi. a) During the course of our examination of the books and records of the Company, carried out in accordance with the generally accepted auditing practices in India and according to the information and explanations given to us, we have neither come across any instance of material fraud by the Company or on the Company noticed or reported during the year, nor have we been informed of any such case by the management.
- b) There has been no report filed by us under sub-section (12) of Section 143 of the Act in Form ADT-4 as prescribed under Rule 13 of the Companies (Audit and Auditors) Rules, 2014 with the Central Government. Accordingly, the reporting under Clause 3(xi)(b) of the Order is not applicable to the Company.
- c) As represented to us by the management, no whistle blower complaints were received by the Company during the year.
- xii. According to the information and explanations given to us, the Company is not a Nidhi company and the Nidhi Rules, 2014 are not applicable to it. Accordingly, the reporting under Clause 3(xii) of the Order is not applicable to the Company.
- xiii. In our opinion and according to the information and explanations given to us, the Company has entered into transactions with related parties in compliance with the provisions of Sections 177 and 188 of the Act. The details of such related party transactions have been disclosed in the financial statements as required by Indian Accounting Standard (Ind AS) 24, Related Party Disclosures, specified under Section 133 of the Act.
- xiv. a) In our opinion and according to the information and explanations given to us and based on our examination, the Company has an internal audit system commensurate with the size and nature of its business.
- b) We have considered the Internal Audit reports of the Company issued till date for the period under audit.
- xv. According to the information and explanations given to us, the Company has not entered into any non-cash transactions with its directors or directors of its holding entity or persons connected with them during the year and hence, the provisions of Section 192 of the Act are not applicable to the Company. Accordingly, the reporting under Clause 3(xv) of the Order is not applicable to the Company.
- xvi. a) According to the information and explanations given to us, the Company has registered as required under Section 45-IA of the Reserve Bank of India Act, 1934.
- b) In our opinion and according to the information and explanations given to us, the Company has conducted Non-Banking Financial activities with a valid Certificate of Registration (CoR) from the Reserve Bank of India as per the Reserve Bank of India Act, 1934.
- c) In our opinion and according to the information and explanations given to us, the Company is not a Core Investment Company (CIC) as defined in the regulations made by the Reserve Bank of India. Accordingly, the reporting under Clauses 3(xvi)(c) of the Order is not applicable to the Company.
- d) Based on the information and explanations given to us and the audit procedures performed by us, we report that the Group has no CIC.
- xvii. In our opinion and according to the information and explanations given to us, the Company has not incurred cash losses in the current financial year as well as in the immediately preceding financial year. Accordingly, the reporting under Clause 3(xvii) of the Order is not applicable to the Company.
- xviii. There has been no resignation of the statutory auditors during the year. Accordingly, the reporting under Clause 3(xviii) of the Order is not applicable to the Company.
- xix. According to the information and explanations given to us and on the basis of the financial ratios, ageing and expected dates of realization of financial assets and payment of financial liabilities, other information accompanying the financial statements, our knowledge of the Board of Directors and management plans and based on our examination of the evidence supporting the assumptions, nothing has come to our attention, which causes us to believe that any material uncertainty exists as on the date of the audit report that the Company is not capable of meeting its liabilities existing at



the date of Balance Sheet as and when they fall due within a period of one year from the Balance Sheet date. We, however, state that this is not an assurance as to the future viability of the company. We further state that our reporting is based on the facts up to the date of the audit report and we neither give any guarantee nor any assurance that all liabilities falling due within a period of one year from the Balance Sheet date, will get discharged by the Company as and when they fall due.

- xx. a) According to the information and explanations given to us, in respect of other than ongoing projects, the Company has no unspent amount that needs to be transferred to a Fund specified in Schedule VII to the Act in compliance with second proviso to sub-section (5) of Section 135 of the Act.

- b) According to the information and explanations given to us, in respect of ongoing projects, the Company has no unspent amount which needs to be transferred to a special account in compliance with sub-section (6) of Section 135 of the Act.

For **B. K. Khare & Co.**

Chartered Accountants

Firm Registration No. 105102W

**Aniruddha Joshi**

Partner

Membership No. 040852

UDIN: 24040852BKCCDS8568

Place: Mumbai

Date: May 8, 2024

# Standalone Balance Sheet

as at March 31, 2024

(All amounts are in ₹ Lakhs, unless otherwise stated)

Particulars	Note	As at March 31, 2024 (Audited)	As at March 31, 2023 (Audited)
<b>I. ASSETS</b>			
<b>1 Financial assets</b>			
(a) Cash and cash equivalents	4	47,630.89	49,503.46
(b) Loans	5	1,315,614.08	1,146,306.94
(c) Investments	6	86,411.86	86,411.86
(d) Other financial assets	7	265.97	390.47
<b>Total financial assets (A)</b>		<b>1,449,922.80</b>	<b>1,282,612.73</b>
<b>2 Non-financial assets</b>			
(a) Current tax assets (net)	8	4,732.34	363.68
(b) Deferred tax assets (net)	9	4,319.22	3,322.59
(c) Property, plant and equipment	10A	588.28	36.86
(d) Capital Work-in-Progress	10B	-	7.25
(e) Intangible assets	10C	103.48	114.42
(f) Right of use assets	10D	1,674.52	2,124.16
(g) Other non-financial assets	11	249.89	132.97
<b>Total non-financial assets (B)</b>		<b>11,667.73</b>	<b>6,101.93</b>
<b>Total Assets (A+B)</b>		<b>1,461,590.53</b>	<b>1,288,714.66</b>
<b>II. LIABILITIES AND EQUITY</b>			
<b>Liabilities</b>			
<b>1 Financial liabilities</b>			
(a) Payables			
(i) Trade payables	12		
- Total outstanding dues of micro enterprises and small enterprises		2.09	2.65
- Total outstanding dues of creditors other than micro enterprises and small enterprises		21.50	12.35
(b) Debt Securities	13	207,852.85	216,664.24
(c) Borrowings (other than debt securities)	14	947,752.95	787,579.85
(d) Lease Liability	15	1,802.06	2,190.95
(e) Other financial liabilities	16	2,270.34	1,531.11
<b>Total financial liabilities (A)</b>		<b>1,159,701.79</b>	<b>1,007,981.15</b>
<b>2 Non-financial liabilities</b>			
(a) Provisions	17	1,091.20	540.24
(b) Other non-financial liabilities	18	271.18	206.41
<b>Total non-financial liabilities (B)</b>		<b>1,362.38</b>	<b>746.65</b>
<b>3 Equity</b>			
(a) Equity share capital	19A	238,058.63	238,058.63
(b) Other equity	19B	62,467.73	41,928.23
<b>Total equity (C)</b>		<b>300,526.36</b>	<b>279,986.86</b>
<b>Total Liabilities and Equity (A+B+C)</b>		<b>1,461,590.53</b>	<b>1,288,714.66</b>

The accompanying notes form an integral part of the financial statements

As per our report of even date.

For **B. K. Khare & Co**  
Chartered Accountants  
ICAI Firm Registration No. 105102W

For and on behalf of the Board of Directors of  
**Aseem Infrastructure Finance Limited**

**Aniruddha Joshi**  
Partner  
Membership No : 040852

**Padmanabh Sinha**  
Director  
DIN:00101379

**Nilesh Shrivastava**  
Director  
DIN:09632942

Place: Mumbai  
Date: May 08, 2024

**Virender Pankaj**  
Chief Executive Officer

**Nilesh Sampat**  
Chief Financial Officer

**Karishma Pranav Jhaveri**  
Company Secretary

# Standalone Statement of Profit and Loss

for the year ending March 31, 2024

(All amounts are in ₹ Lakhs, unless otherwise stated)

Particulars	Note	For the year ended March 31, 2024 (Audited)	For the year ended March 31, 2023 (Audited)
<b>Revenue from operations</b>			
Interest income	20	115,829.60	77,723.42
Fees and commission income	21	1,951.62	1,141.17
Net gain/(losses) on fair value changes	22	1,088.98	-
Net gains/(losses) on derecognition of financial assets measured at amortised cost		699.95	47.36
<b>Total Income (A)</b>		<b>119,570.15</b>	<b>78,911.95</b>
<b>Expenses</b>			
Finance costs	23	86,000.87	53,969.25
Impairment on financial instruments	24	1,127.21	3,338.89
Employee benefits expenses	25	3,282.48	1,607.75
Depreciation, amortisation and impairment	26	585.91	171.98
Other expenses	27	1,831.41	982.72
<b>Total expenses (B)</b>		<b>92,827.88</b>	<b>60,070.59</b>
<b>Profit before tax (C = A - B)</b>		<b>26,742.27</b>	<b>18,841.36</b>
<b>Tax expense</b>			
Current tax		7,208.03	5,835.50
Deferred tax credit		(998.81)	(1,584.42)
<b>Total tax expenses (D)</b>		<b>6,209.22</b>	<b>4,251.08</b>
<b>Net profit after tax (E = C - D)</b>		<b>20,533.05</b>	<b>14,590.28</b>
<b>Other Comprehensive income/(loss)</b>			
Items that will not be reclassified to profit or loss			
- Actuarial (gain)/loss on remeasurements of the net defined benefit plans		8.62	(8.22)
Income tax relating to items that will not be reclassified to profit or loss		(2.17)	2.07
<b>Total Other comprehensive income/(loss) (F)</b>		<b>6.45</b>	<b>(6.15)</b>
<b>Total comprehensive income (G = E + F)</b>		<b>20,539.50</b>	<b>14,584.13</b>
Earnings per equity share:	28		
Basic earnings per share (in ₹)		0.86	0.61
Diluted earnings per share (in ₹)		0.86	0.61

The accompanying notes form an integral part of the financial statements

As per our report of even date.

For **B. K. Khare & Co**  
Chartered Accountants  
ICAI Firm Registration No. 105102W

For and on behalf of the Board of Directors of  
**Aseem Infrastructure Finance Limited**

**Aniruddha Joshi**  
Partner  
Membership No : 040852

**Padmanabh Sinha**  
Director  
DIN:00101379

**Nilesh Shrivastava**  
Director  
DIN:09632942

Place: Mumbai  
Date: May 08, 2024

**Virender Pankaj**  
Chief Executive Officer

**Nilesh Sampat**  
Chief Financial Officer

**Karishma Pranav Jhaveri**  
Company Secretary

# Standalone Statement of Changes in Equity

for the year ending March 31, 2024

(All amounts are in ₹ Lakhs, unless otherwise stated)

## A) Equity Share Capital

Particulars	Number of shares	Amount
<b>As at March 31, 2022</b>	<b>2,380,586,256</b>	<b>238,058.63</b>
Changes during the year	-	-
<b>As at March 31, 2023</b>	<b>2,380,586,256</b>	<b>238,058.63</b>
Changes during the year	-	-
<b>As at March 31, 2024</b>	<b>2,380,586,256</b>	<b>238,058.63</b>

## B) Other equity

Particulars	Reserves & Surplus					Total
	Statutory reserve u/s. 45-IC of RBI Act, 1934	Special Reserve u/s. 36(1)(viii) of IT Act, 1961	Securities premium	Impairment reserve	Retained earnings	
<b>Closing balance as at March 31, 2022</b>	<b>2,125.83</b>	-	<b>16,872.55</b>	<b>54.42</b>	<b>8,291.30</b>	<b>27,344.10</b>
Net profit after tax for the year	-	-	-	-	14,590.28	14,590.28
Other comprehensive income for the year	-	-	-	-	(6.15)	(6.15)
Add/(Less): Transferred to Statutory reserve	2,918.08	-	-	-	(2,918.08)	-
Add/(Less): Transferred to Special reserve	-	-	-	-	-	-
<b>Closing balance as at March 31, 2023</b>	<b>5,043.91</b>	-	<b>16,872.55</b>	<b>54.42</b>	<b>19,957.35</b>	<b>41,928.23</b>
<b>As at April 1, 2023</b>	<b>5,043.91</b>	-	<b>16,872.55</b>	<b>54.42</b>	<b>19,957.35</b>	<b>41,928.23</b>
Net profit after tax for the year	-	-	-	-	20,533.05	20,533.05
Other comprehensive income for the year	-	-	-	-	6.45	6.45
Add/(Less): Transferred to Statutory reserve	4,106.61	-	-	-	(4,106.61)	-
Add/(Less): Transferred to Special reserve	-	2,590.64	-	-	(2,590.64)	-
<b>Closing balance as at March 31, 2024</b>	<b>9,150.52</b>	<b>2,590.64</b>	<b>16,872.55</b>	<b>54.42</b>	<b>33,799.60</b>	<b>62,467.73</b>

The accompanying notes form an integral part of the financial statements

As per our report of even date.

For **B. K. Khare & Co**  
Chartered Accountants  
ICAI Firm Registration No. 105102W

For and on behalf of the Board of Directors of  
**Aseem Infrastructure Finance Limited**

**Aniruddha Joshi**  
Partner  
Membership No : 040852

**Padmanabh Sinha**  
Director  
DIN:00101379

**Nilesh Shrivastava**  
Director  
DIN:09632942

Place: Mumbai  
Date: May 08, 2024

**Virender Pankaj**  
Chief Executive Officer

**Nilesh Sampat**  
Chief Financial Officer

**Karishma Pranav Jhaveri**  
Company Secretary

# Standalone Statement of Cash Flows

for the year ending March 31, 2024

(All amounts are in ₹ Lakhs, unless otherwise stated)

Particulars	For the year ended March 31, 2024 (Audited)	For the year ended March 31, 2023 (Audited)
<b>A. Cash flow from operating activities</b>		
Profit before tax	26,742.27	18,841.36
<b>Adjustment for:</b>		
Depreciation and amortisation	585.91	171.98
Interest income on financial assets- EIR adjustment	(1,588.69)	(916.42)
Interest expense on financial liabilities- EIR adjustment	569.70	438.21
Interest on Lease Liabilities	161.53	50.97
Unwinding of discount on security deposits	(15.20)	(4.19)
Gain on derecognition of financial assets	(699.95)	(47.36)
Financial guarantee obligation	(577.71)	(543.36)
Impairment on financial instruments	1,127.21	3,338.89
Income in Mutual Funds Gain/loss	(1,088.98)	-
<b>Operating profit before working capital changes</b>	<b>25,216.09</b>	<b>21,330.08</b>
<b>Changes in working capital:</b>		
Increase in provisions	647.74	137.75
Increase / (decrease) in trade payables	8.59	(26.75)
Increase in other financial liabilities	1,316.90	976.19
Increase in other non financial liabilities	64.77	91.71
(Increase) / decrease in other financial assets	139.70	(340.86)
(Increase) / decrease in non-financial assets	(118.94)	14.87
(Increase) in loans	(168,233.87)	(454,288.41)
Increase / (decrease) in interest accrual on borrowings	(19.08)	951.93
Increase in interest accrual on debt securities	3,493.76	6,512.84
<b>Cash (used in)/generated in operations</b>	<b>(137,484.34)</b>	<b>(424,640.65)</b>
Payment of tax (net)	(11,576.68)	(6,036.72)
<b>Net Cash (used in)/generated in operations (A)</b>	<b>(149,061.02)</b>	<b>(430,677.37)</b>
<b>B. Cash flows from investing activities</b>		
Purchase of property, plant and equipment	(651.93)	(23.74)
Proceeds from sale of property, plant and equipment	0.93	0.16
Addition to Capital work in progress	-	(7.25)
Purchase of intangible assets	(16.46)	-
Net Proceeds from Mutual Fund Investment	1,088.98	-
<b>Net cash used in investing activities (B)</b>	<b>421.52</b>	<b>(30.83)</b>
<b>C. Cash flows from financing activities</b>		
Proceeds from borrowings, net of cost	407,634.62	347,701.69
Repayment of borrowings	(247,725.74)	(34,131.94)
Proceeds from issue of Debt Securities, net of cost	14,908.46	102,493.27
Repayment of debt securities	(27,500.00)	-
Repayment of lease liability	(550.41)	(24.88)
<b>Net cash generated in financing activities (C)</b>	<b>146,766.93</b>	<b>416,038.14</b>

# Standalone Statement of Cash Flows

for the year ending March 31, 2024

(All amounts are in ₹ Lakhs, unless otherwise stated)

Particulars	For the year ended March 31, 2024 (Audited)	For the year ended March 31, 2023 (Audited)
<b>Net Increase in cash and cash equivalents (D) = (A + B + C)</b>	<b>(1,872.57)</b>	<b>(14,670.06)</b>
Cash and cash equivalents at the beginning of the year (E)	49,503.46	64,173.52
<b>Cash and cash equivalents at the end of the year (F) = (D) + (E)</b>	<b>47,630.89</b>	<b>49,503.46</b>
<b>Cash and cash equivalents include the following</b>		
Balances with banks in current account	17,610.81	5,494.66
Fixed deposits with maturity less than 3 months	30,020.08	44,008.80
<b>Total cash and cash equivalents</b>	<b>47,630.89</b>	<b>49,503.46</b>

Change in liabilities arising from financing activities	For the year ended March 31, 2024	For the year ended March 31, 2023
<b>Debt Securities (Secured, Non-convertible)</b>		
<b>Opening balance</b>	216,664.24	107,529.69
Issued during the year	15,000.00	102,500.00
Finance cost	15,414.48	11,880.86
Repayments of borrowings during the year	(27,500.00)	-
Payment of interest during the year	(11,920.72)	(5,368.01)
EIR adjustments	194.85	121.70
<b>Closing balance</b>	<b>207,852.85</b>	<b>216,664.24</b>
<b>Borrowings (other than debt securities)</b>		
<b>Opening balance</b>	787,579.85	472,748.40
Borrowings taken during the year	408,047.20	348,988.91
Finance cost	70,079.84	41,805.66
Repayments of borrowings during the year	(247,725.74)	(34,131.94)
Payment of interest during the year	(70,060.75)	(41,789.37)
EIR adjustments	(167.45)	(41.81)
<b>Closing balance</b>	<b>947,752.95</b>	<b>787,579.85</b>

Notes:

- Figures in brackets represent cash outflow.
- The above Statement of Cash Flows has been prepared under indirect method as set out in Ind AS 7, 'Statement of Cash Flows', as specified under section 133 of the Companies Act, 2013 read with the Companies (Indian Accounting Standard) Rules, 2015 (as amended).

The accompanying notes form an integral part of the financial statements

This is the Cash Flow Statement referred to in our report of even date

As per our report of even date.

For **B. K. Khare & Co**  
Chartered Accountants  
ICAI Firm Registration No. 105102W

For and on behalf of the Board of Directors of  
**Aseem Infrastructure Finance Limited**

**Aniruddha Joshi**  
Partner  
Membership No : 040852

**Padmanabh Sinha**  
Director  
DIN:00101379

**Nilesh Shrivastava**  
Director  
DIN:09632942

Place: Mumbai  
Date: May 08, 2024

**Virender Pankaj**  
Chief Executive Officer

**Nilesh Sampat**  
Chief Financial Officer

**Karishma Pranav Jhaveri**  
Company Secretary

# Notes forming part of standalone financial statements

as at and for the year ended March 31, 2024

## 1. Corporate Information

Aseem Infrastructure Finance Limited (CIN:U65990MH2019PLC325794) (the "Company") is a public limited company, incorporated in India on May 23, 2019 under the provisions of the Companies Act, 2013 (the "Act") and is a Non-Banking Finance Company ("NBFC"), a Systemically Important Non-Deposit Taking Non-Banking Finance Institution regulated by the Reserve Bank of India ("RBI"). The registered office of the Company is located at 4<sup>th</sup> Floor, UTI Tower, North Wing, GN Block, Bandra Kurla Complex, Bandra (E), Mumbai-400051, India.

The Company received its NBFC license certificate no. N-13.02382 from RBI on January 28, 2020. The object of the Company is to undertake infrastructure financing activities. It is registered with RBI as an Infrastructure Finance Company (IFC).

The Company is a subsidiary of National Investment and Infrastructure Fund-II (the 'Fund') which has been organised as a Trust by The Department of Economic Affairs. The Trust has been organised as a contributory umbrella trust and settled in India by the Settlor under the provisions of the Indian Trust Act, 1882 by way of an Indenture of trust dated March 01, 2018. The Fund is registered with the Securities and Exchange Board of India ("SEBI") as a Category II Alternative Investment Fund under SEBI (Alternative Investment Funds) Regulations, 2012 ("AIF Regulations").

The financial statements for the year ended March 31, 2024 were authorised for issue in accordance with a resolution of the directors on May 08, 2024.

## 2. Basis of Preparation

### (i) Compliance with Ind AS

The financial statements of the Company have been prepared in accordance with Indian Accounting Standards as per the Companies (Indian Accounting Standards) Rules, 2015 as amended and notified under Section 133 of the Companies Act, 2013 (the 'Act') and other relevant provisions of the Act. Also, any directions issued by the RBI or other regulators applicable to the Company are implemented as and when they become applicable.

The Company has uniformly applied the accounting policies for all the periods presented in these financial statements.

The Balance Sheet, the Statement of Profit and Loss and the Statement of Changes in Equity are prepared and presented in the format prescribed in the Division III of Schedule III to the Act. The Statement of Cash Flows has been prepared and presented as per the requirements of Ind AS 7 - "Statement of Cash Flows".

Further, financial statements have been prepared on accrual, going concern and historical cost convention basis.

### (ii) Historical cost convention

The financial statements have been prepared under the historical cost convention on the accrual basis except for certain financial instruments and plan assets of defined benefit plans, which are measured at fair values at the end of each reporting period as explained in the accounting policies below.

### (iii) Order of Liquidity

The Company is covered in the definition of Non-Banking Financial Company as defined in Companies (Indian Accounting Standards) (Amendment) Rules, 2016. Pursuant to Ind AS 1 and amendment to Division III of Schedule III to the Companies Act, 2013 on October 11, 2018, the Company presents its balance sheet in the order of liquidity. This is since the Company does not supply goods or services within a clearly identifiable operating cycle, therefore making such presentation more relevant. A maturity analysis of recovery or settlement of assets and liabilities within 12 months after the reporting date and more than 12 months after the reporting date is presented in note 39.

## 3. Accounting policies

### a. Functional and Presentation Currency

The financial statements are presented in India Rupees (INR) which is also the Company's functional currency. All the amounts are rounded to the nearest lakhs with two decimals, except when otherwise indicated.

### b. Investments in Associates

The investments in associates are carried in the financial statements at historical cost, except when the investment, or a portion thereof, is classified as held for sale, in which case it is accounted for as per Ind AS 105 - "Non-current Assets Held for Sale

# Notes forming part of standalone financial statements

as at and for the year ended March 31, 2024

and Discontinued Operations". Where the carrying amount of an investment is greater than its estimated recoverable amount, it is written down immediately to its recoverable amount and the difference is transferred to the Statement of Profit and Loss. On disposal of investment the difference between the net disposal proceeds and the carrying amount is charged or credited to the Statement of Profit and Loss.

## c. Revenue recognition

### Effective Interest Rate ("EIR")

Under Ind AS 109 – "Financial Instruments", interest income is recorded using the effective interest rate (EIR) method for all financial instruments measured at amortised cost, debt instrument measured at 'fair value through other comprehensive income' ("FVOCI") and debt instruments designated at 'fair value through profit or loss' ("FVTPL"). The EIR is the rate that exactly discounts estimated future cash receipts through the expected life of the financial instrument or, when appropriate, a shorter period, to the net carrying amount of the financial asset. The EIR (and therefore, the amortised cost of the asset) is calculated by taking into account any discount or premium on acquisition, fees and costs that are an integral part of the EIR. No changes to carrying value are recognised through EIR except in case of modification of financial asset or liability

If expectations regarding the cash flows on the financial asset are revised for reasons other than credit risk, the adjustment is booked as a positive or negative adjustment to the carrying amount of the asset in the balance sheet with an increase or reduction in interest income. The adjustment is subsequently amortised through interest income in the statement of profit and loss.

The Company calculates interest income by applying the EIR to the gross carrying amount of financial assets other than credit-impaired assets. When a financial asset becomes credit-impaired and is, therefore, regarded as 'Stage 3', the Company calculates interest income by applying the effective interest rate to the net amortised cost of the financial asset. If the financial assets cures and is no longer credit-impaired, the Company reverts to calculating interest income on a gross basis.

Interest Income on fixed deposits are recognised on accrual basis at the interest rates agreed upon with the banks for such fixed deposits.

## d. Income tax

### (i) Current tax

Current tax assets and liabilities for the current and prior years are measured at the amount expected to be recovered from, or paid to, the taxation authorities. The tax rates and tax laws used to compute the amount are those that are enacted, or substantively enacted, by the reporting date in the countries where the Company operates and generates taxable income. Currently, the Company has operations only in India. Hence, the current tax assets and liabilities are determined in accordance with the provisions of the Income Tax Act, 1961. The Company has created tax provision under Section 115BAA of the Income Tax Act, 1961 and has complied with the provisions of that Section.

Current tax is recognised in the statement of profit and loss, except when they relate to items that are recognised in other comprehensive income or directly in equity, in which case, it is recognised in other comprehensive income or directly in equity respectively. Management periodically evaluates positions taken in the tax returns with respect to situations in which applicable tax regulations are subject to interpretation and establishes provisions where appropriate.

Current tax assets and current tax liabilities are off set when there is a legally enforceable right to set off the recognized amounts and there is an intention to settle the asset and the liability on a net basis.

### (ii) Deferred tax

Deferred income tax assets and liabilities are recognised for deductible and taxable temporary differences arising between the tax base of assets and liabilities and their carrying amount, except when the deferred income tax arises from the initial recognition of an asset or liability in a transaction that is not a business combination and affects neither accounting nor taxable profit or loss at the time of recognition.



# Notes forming part of standalone financial statements

as at and for the year ended March 31, 2024

Deferred tax asset is recognised to the extent that sufficient taxable profit will be available against which the deductible temporary differences and the carry forward of unused tax credits and unused tax losses can be utilised. Deferred income tax is determined using tax rates (and laws) that have been enacted or substantially enacted by the end of the reporting period and are expected to apply when the related deferred income tax asset is realised or the deferred income tax liability is settled. The carrying amount of deferred tax assets is reviewed at each reporting date and reduced to the extent that it is no longer probable that sufficient taxable profit will be available to allow all or part of the deferred tax asset to be utilised. Unrecognised deferred tax assets are re-assessed at each reporting date and are recognised to the extent that it has become probable that future taxable profits will allow the deferred tax asset to be recovered.

Deferred tax assets and liabilities are measured at the tax rates that are expected to apply in the year when the asset is realised or the liability is settled, based on tax rates (and tax laws) that have been enacted or substantively enacted at the reporting date.

Deferred tax assets and deferred tax liabilities are offset if a legally enforceable right exists to set off current tax assets against current tax liabilities and the deferred taxes relate to the same taxable entity and levied by the same taxation authority.

## e. Leases

### Company as a lessee

The Company's leased assets primarily consist of commercial leases of office premises. The Company assesses whether a contract contains lease, at inception of a contract. A contract is, or contains, a lease if the contract conveys the right to control the use of an identified asset for a period of time in exchange for consideration. To assess whether a contract conveys the right to control the use of an identified asset, the Company assesses whether:

- i. the contract involves the use of an identified asset
- ii. the Company has substantially all of the economic benefits from use of the asset through the period of the lease and
- iii. the Company has the right to direct the use of the asset.

At the date of commencement of the lease, the Company recognizes a right-of-use asset (ROU) and a corresponding lease liability for all lease arrangements in which it is a lessee, except for leases with a lease term of twelve months or less (short-term leases) and low value leases, wherein, the Company recognizes the lease payments as an operating expense on a straight-line basis over the term of the lease.

For long term leases, the cost of the right-of-use asset measured at inception shall comprise of the amount of the initial measurement of the lease liability adjusted for any lease payments made at or before the commencement date less any lease incentives received, plus any initial direct costs incurred and an estimate of costs to be incurred by the lessee in dismantling and removing the underlying asset or restoring the underlying asset or site on which it is located. The right-of-use asset is subsequently measured at cost less any accumulated depreciation and accumulated impairment loss, if any, and adjusted for certain re-measurements of the lease liability. The right-of-use assets is depreciated using the straight-line method from the commencement date to the end of the lease term. Right-of-use assets are tested for impairment whenever there is any indication that their carrying amounts may not be recoverable. Impairment loss, if any, is recognized in the statement of profit and loss.

The Company measures the lease liability at the present value of the lease payments that are not paid at the commencement date of the lease. The lease payments are discounted using the interest rate implicit in the lease, if that rate can be readily determined. If that rate cannot be readily determined, the Company uses incremental borrowing rate.

# Notes forming part of standalone financial statements

as at and for the year ended March 31, 2024

The lease liability is subsequently increased by the interest cost on the lease liability and decreased by lease payment made. The carrying amount of lease liability is remeasured to reflect any reassessment or lease modifications or to reflect revised in-substance fixed lease payments.

## f. Cash and cash equivalents

Cash and cash equivalents in the balance sheet and for the purpose of the statement of cash flows, comprise cash at banks and short-term deposits with an original maturity of three months or less, which are subject to an insignificant risk of change in value.

## g. Cash Flow Statement

Cash flows are reported using the indirect method, whereby profit / (loss) before tax is adjusted for the effects of transactions of non-cash nature and any deferrals or accruals of past or future cash receipts or payments. The cash flows from operating, investing and financing activities of the Company are segregated based on the available information.

## h. Financial instruments

A financial instrument is any contract that gives rise to a financial asset of one entity and a financial liability or equity instrument of another entity. Financial instruments also include derivative contracts such as foreign currency forward contracts. Financial instruments also cover contracts to buy or sell a non-financial item that can be settled net in cash or another financial instrument, or by exchanging financial instruments, as if the contracts were financial instruments, with the exception of contracts that were entered into and continue to be held for the purpose of the receipt or delivery of a non-financial item in accordance with the entity's expected purchase, sale or usage requirements.

### Financial Assets

#### (i) Initial recognition and measurement

Financial assets are recognized when the entity becomes a party to the contractual provisions of the instrument. Loans are recognised when funds are transferred to the customers' account. At initial recognition, the Company measures a financial asset at its fair value, plus, in the case of

a financial asset not at fair value through profit or loss, transaction costs that are incremental and directly attributable to the acquisition or issue of the financial asset, such as fees and commissions.

#### (ii) Classification

The Company classifies its financial assets as subsequently measured at either amortised cost or fair value based on the business model for managing the financial assets and the contractual cash flow characteristics of the financial assets.

#### Business model assessment

The Company makes an assessment of the objective of a business model in which an asset is held such that it best reflects the way the business is managed and is consistent with the way in which business is managed and information provided to the management. The information considered in conjunction with objectives of business model includes:

- the objectives for the portfolio, in particular, management's strategy of focusing on earning contractual interest revenue, maintaining a particular interest rate profile;
- the risks that affect the performance of the business model, the financial assets held within that business model and how those risks are managed.
- The Company monitors financial assets measured at amortized cost that are derecognized prior to their maturity to understand the reason for their disposal and whether the reasons are consistent with the objective of the business for which the asset was held. Based on the Company policy, it can sell financial assets out of Amortized cost business model under following scenarios:
  - If such financial assets no longer meet the credit criteria in Company's investment policy;
  - Credit risk on a financial asset has increased significantly;

## Notes forming part of standalone financial statements

as at and for the year ended March 31, 2024

- To meet liquidity needs in 'stress case scenarios' and does not anticipate selling these assets except in scenarios such as to fund unexpected outflow;
- Sales are infrequent or insignificant in value both individually or in aggregate
- If sales are made close to the maturity of the financial assets and the proceeds from the sales approximate the collection of the remaining contractual cash flows.

### Assessment whether contractual cash flows are solely payments of principal and interest

For the purposes of assessing contractual cash flows, 'principal' is defined as the fair value of the financial asset on initial recognition. 'Interest' is defined as consideration for the time value of money and for the credit risk associated with the principal amount outstanding during a particular period of time and for other basic lending risks and costs, as well as profit margin.

In assessing whether the contractual cash flows are solely payments of principal and interest, the Company considers the contractual terms of the instrument. This includes assessing whether the financial asset contains a contractual term that could change the timing or amount of contractual cash flows such that it would not meet this condition. In making the assessment, the Company considers:

- reset terms
- contingent events that would change the amount and timing of cash flows;
- prepayment and extension terms; and
- features that modify consideration of the time value of money – e.g. periodical reset of interest rates.

### A financial asset is measured at amortised cost only if both of the following conditions are met:

- The asset is held within a business model whose objective is to hold assets for collecting contractual cash flows, and

- Contractual terms of the asset give rise on specified dates to cash flows that are solely payments of principal and interest (SPPI) on the principal amount outstanding. After initial measurement, such financial assets are subsequently measured at amortised cost using the effective interest rate (EIR) method. Amortised cost is calculated by taking into account any discount or premium on acquisition and fees or costs that are an integral part of the EIR. The EIR amortisation is included in interest income in the Statement of Profit and Loss.

### (iii) Impairment of financial assets

#### Methodology for computation of Expected Credit Losses (ECL):

The financial instruments covered within the scope of ECL include financial assets measured at amortized cost and FVOCI, such as loans, trade receivables, security deposits and other financial assets. ECL has not been determined on financial assets measured at FVTPL.

The loss allowance has been measured using lifetime ECL except for financial assets on which there has been no significant increase in credit risk since initial recognition. In such cases, loss allowance has been measured at 12 month ECL.

At each reporting date, the Company assesses whether financial assets carried at amortized cost and FVOCI are credit-impaired. A financial asset is credit-impaired when one or more events that have a detrimental impact on the estimated future cash flows of the financial asset have occurred since initial recognition. Evidence that a financial asset is credit-impaired include observable data about the following events:

- significant financial difficulty of the issuer or the borrower;
- a breach of contract, such as a default or past due event;
- the Company, for economic or contractual reasons relating to the borrower's financial difficulty, has granted to the borrower a concession(s) that the Company would not otherwise consider;

# Notes forming part of standalone financial statements

as at and for the year ended March 31, 2024

- it is becoming probable that the borrower will enter bankruptcy or another financial re-organisation;
- The disappearance of an active market for that financial asset because of financial difficulties.

**ECL are a probability-weighted estimate of credit losses, measured as follows:**

- **Financial assets that are not credit impaired at the reporting date:**

ECL has been estimated by determining the probability of default ('PD'), Exposure at Default ('EAD') and loss given default ('LGD').

PD has been computed using observed history of default for long term rated loans by leading credit rating agencies and converted into forward looking PD's considering suitable macro-economic variable and other observable inputs.

- **Financial assets that are credit impaired at the reporting date:**

ECL to be estimated as the difference between the gross carrying amount and the present value of estimated future cash flows.

For trade receivables, the Company applies a simplified approach. It recognizes impairment loss allowance based on lifetime ECL at each reporting date, right from its initial recognition. Therefore, the Company does not track changes in credit risk, but instead recognizes a loss allowance based on lifetime ECL at each reporting date.

If the terms of a financial asset are renegotiated or modified or an existing financial asset is replaced with a new one due to financial difficulties of the borrower, then an assessment is made of whether the financial asset should be derecognized:

- If the expected restructuring will not result in de-recognition of the existing asset, expected cash flows arising from the modified financial

asset are included in calculating cash shortfalls from the existing asset.

- If the expected restructuring will result in de-recognition of the existing asset and the recognition of modified asset, the modified asset is considered as a new financial asset. The date of the modification is treated as the date of initial recognition of that financial asset when applying the impairment requirements to the modified financial asset. The impairment loss allowance is measured at an amount equal to 12 month expected credit losses until there is a significant increase in credit risk. If modified financial asset is credit-impaired at initial recognition, the financial asset is recognized as originated credit impaired asset.

**Criteria used for determination of movement from stage 1 (12 month ECL) to stage 2 (lifetime ECL) and stage 3 (Lifetime ECL):**

The Company applies a three-stage approach to measure ECL on financial assets measured at amortized cost and FVOCI. The assets migrate through the following three stages based on an assessment of qualitative and quantitative considerations:

## **Stage 1: 12 month ECL**

For exposures where there has not been a significant increase in credit risk since initial recognition and that are not credit impaired upon origination, the portion of the lifetime ECL associated with the probability of default events occurring within the next 12 months is recognized. Interest income is accrued using the effective interest rate on the gross carrying amount.

## **Stage 2: Lifetime ECL (not credit impaired):**

At each reporting date, the Company assesses whether there has been a significant increase in credit risk for financial assets since initial recognition. In determining whether credit risk has increased significantly since initial recognition, the Company uses days past due (DPD) information,

# Notes forming part of standalone financial statements

as at and for the year ended March 31, 2024

deterioration in internal/external ratings and other qualitative factors to assess deterioration in credit quality of a financial asset.

For credit exposures where there has been a significant increase in credit risk since initial recognition but that are not credit impaired, a lifetime ECL is recognized. Interest income is accrued using the effective interest rate on the gross carrying amount.

### Stage 3: Lifetime ECL (credit impaired):

Financial assets are assessed as credit impaired when one or more events that have a detrimental impact on the estimated future cash flows of the asset have occurred. For financial assets that have become credit impaired, a lifetime ECL is recognized and interest revenue is calculated by applying the effective interest rate to the amortized cost (net of loss allowance).

If, in a subsequent period, credit quality improves and reverses any previously assessed significant increase in credit risk since origination, then the Expected Credit Loss reverts from lifetime ECL to 12-months ECL.

For financial instruments whose significant payment obligations are only after next 12 months, lifetime ECL is applied.

### Method used to compute lifetime ECL:

The Company calculates ECLs based on probability-weighted scenarios to measure the expected cash shortfalls, discounted at an approximation to the EIR. A cash shortfall is the difference between the cash flows that are due to an entity in accordance with the contract and the present value of cash flows that the entity expects to receive. The Company estimates 12 month ECL and lifetime ECL using number of variable inputs such as historical default rate, macroeconomic scenarios, contractual life of financial assets and estimated recovery from collateral.

Manner in which forward looking assumptions have been incorporated in ECL estimates:

The Company considers historical observed default rates and adjusts it for current observable data. In addition, the Company uses reasonable forecasts of future economic conditions including expert judgement to estimate the amount of expected credit losses. The methodology and assumptions including any forecasts of future economic conditions are periodically reviewed and changes, if any, are accounted for prospectively. The Company's ECL calculations are output of number of underlying assumptions regarding the choice of variable inputs and their interdependencies such as macroeconomic scenarios and collateral values.

### (iv) Write-offs

Financial assets are written off either partially or in their entirety when there is no realistic prospect of recovery. This is generally the case when the Company determines that the borrower does not have assets or sources of income that could generate sufficient cash flows to repay the amounts. If the amount to be written off is greater than the accumulated loss allowance, the difference is first treated as an addition to the allowance that is then applied against the gross carrying amount. Any subsequent recoveries are credited to statement of profit and loss. However, financial assets that are written off may be subject to enforcement activities to comply with the Company's procedures for recovery of amounts due.

### (v) Derecognition

A financial asset is derecognised only when:

- The Company has transferred the rights to receive cash flows from the financial asset or retains the contractual rights to receive the cash flows of the financial asset, but assumes a contractual obligation to pay the cash flows to one or more recipients, or
- The rights to receive cash flows from the asset have expired, or

# Notes forming part of standalone financial statements

as at and for the year ended March 31, 2024

- The Company has transferred its rights to receive cash flows from the asset or has assumed an obligation to pay the received cash flows in full without material delay to a third party under a 'pass-through' arrangement; and either (a) the Company has transferred substantially all the risks and rewards of the asset, or (b) the Company has neither transferred nor retained substantially all the risks and rewards of the asset, but has transferred control of the asset.

When the Company has transferred its rights to receive cash flows from an asset or has entered into a pass-through arrangement, it evaluates if and to what extent it has retained the risks and rewards of ownership. When it has neither transferred nor retained substantially all of the risks and rewards of the asset, nor transferred control of the asset, the Company continues to recognize the transferred asset to the extent of the Company's continuing involvement. In that case, the Company also recognizes an associated liability. The transferred asset and the associated liability are measured on a basis that reflects the rights and obligations that the Company has retained.

Continuing involvement that takes the form of a guarantee over the transferred asset is measured at the lower of the original carrying amount of the asset and the maximum amount of consideration that the Company could be required to repay.

On de-recognition of a financial asset, the difference between the carrying amount of the asset (or the carrying amount allocated to the portion of the asset derecognized) and the sum of (i) the consideration received (including any new asset obtained less any new liability assumed) and (ii) any cumulative gain or loss that had been recognized in OCI is recognized in statement of profit or loss.

## Financial liabilities

### (i) Initial recognition and measurement

All financial liabilities are recognised when the Company becomes a party to the contractual provisions of the financial instrument and

are measured initially at fair value less transaction costs directly attributable to the issue of the financial liabilities.

### (ii) Subsequent measurement

Financial liabilities are subsequently measured at amortised cost using the EIR method except when designated to be measured at fair value through profit or loss. Financial liabilities carried at fair value through profit or loss are measured at fair value with all changes in fair value recognised in the Statement of Profit and Loss.

### (iii) Derecognition

A financial liability is derecognised when the obligation specified in the contract is discharged, cancelled or expired.

## Derivative Financial Instruments & Hedge Accounting

The Company makes use of derivative instruments to manage exposures to foreign currency. To manage risks, the Company applies hedge accounting for transactions that meet specific criteria. At the inception of a hedge relationship, the Company formally designates and documents the hedge relationship to which the Company wishes to apply hedge accounting and the risk management objective and strategy for undertaking the hedge. The documentation includes the Company's risk management objective and strategy for undertaking hedge, the hedging / economic relationship, the hedged item or transaction, the nature of the risk being hedged, hedge ratio and how the Company would assess the effectiveness of changes in the hedging instrument's fair value in offsetting the exposure to changes in the hedged item's fair value or cash flows attributable to the hedged risk. Such hedges are expected to be highly effective in achieving offsetting changes in fair value or cash flows and are assessed on an on-going basis to determine that they have been highly

# Notes forming part of standalone financial statements

as at and for the year ended March 31, 2024

effective throughout the financial reporting periods for which they were designated.

## Cash Flow Hedges

A cash flow hedge is a hedge of the exposure to variability in cash flows that is attributable to a particular risk associated with a recognised asset or liability (such as all or some future interest payments on variable rate debt) or a highly probable forecast transaction and could affect profit and loss.

For designated and qualifying cash flow hedges, the effective portion of the cumulative gain or loss on the hedging instrument is initially recognised directly in OCI within equity (cash flow hedge reserve).

The ineffective portion of the gain or loss on the hedging instrument is recognised immediately in the statement of profit and loss. When the hedged cash flow affects the statement of profit and loss, the effective portion of the gain or loss on the hedging instrument is recorded in the corresponding income or expense line of the statement of profit and loss.

When a hedging instrument expires, is sold, terminated, exercised, or when a hedge no longer meets the criteria for hedge accounting, any cumulative gain or loss that has been recognised in OCI at that time remains in OCI and is recognised when the hedged forecast transaction is ultimately recognised in the statement of profit and loss. When a forecast transaction is no longer expected to occur, the cumulative gain or loss that was reported in OCI is immediately transferred to the statement of profit and loss.

The Company's hedging policy only allows for effective hedging relationships to be considered as hedges as per the relevant Ind-AS. Hedge effectiveness is determined at the inception of the hedge relationship, and

through periodic prospective effectiveness assessments to ensure that an economic relationship exists between the hedged item and hedging instrument.

The Company enters hedge relationships where the critical terms of the hedging instrument match with the terms of the hedged item, and so a qualitative and quantitative assessment of effectiveness is performed.

## i. Financial guarantee contracts

Financial guarantees are initially recognised in the financial statements (within 'other financial liabilities') at fair value, being the premium received/receivable. Further, a financial asset is recognised for the present value of the expected future premium.

Subsequently, the liability is measured at the higher of the amount of loss allowance determined as per impairment requirements of Ind AS 109 and the amount recognised less cumulative amortisation. The ECLs related to financial guarantee contracts are recognised within Provisions.

Any increase in the liability relating to financial guarantees is recorded in the statement of profit and loss in impairment on financial instruments. The premium received is recognised in the statement of profit and loss in net fees and commission income on an EIR basis over the life of the guarantee. Unwinding of discount on guarantee commission income receivable is recognised in other interest income.

## j. Property plant and equipment (PPE)

Property, plant and equipment is stated at cost less accumulated depreciation and accumulated impairment, if any. Cost comprises acquisition cost, borrowing cost if capitalization criteria are met, and directly attributable cost of bringing the asset to its working condition for the intended use. Subsequent expenditure relating to property, plant and equipment is capitalized only when it is probable that future economic benefit associated with these will flow with the Company and the cost of the item can be measured reliably.

# Notes forming part of standalone financial statements

as at and for the year ended March 31, 2024

## Depreciation:

Depreciation is calculated using the straight-line method to write down the cost of property and equipment to their residual values over their estimated useful lives, which are equal to the lives prescribed under Schedule II to the Act. The estimated useful lives are as follows:

Assets	Useful life
Computer equipment	3 years
Office equipment	3 years
Server/networking equipment	6 years
Intangible assets including software	6 years
Furniture & Fixtures	10 years
Leasehold Improvements	Tenure of lease

The management believes that these estimated useful lives are realistic and reflect fair approximation of the period over which the assets are likely to be used.

The residual values, useful lives and methods of depreciation of property, plant and equipment are reviewed at each financial year end and adjusted prospectively, if appropriate. Changes in the expected useful life are accounted for by changing the amortisation period or methodology, as appropriate, and treated as changes in accounting estimates.

## Derecognition:

Property, plant and equipment is derecognised on disposal or when no future economic benefits are expected from its use. Any gain or loss arising on derecognition of the asset (calculated as the difference between the net disposal proceeds and the carrying amount of the asset) is recognised in other income / expense in the statement of profit and loss in the year the asset is derecognised.

### k. Intangible assets under development

Expenditure incurred which is eligible for capitalization under intangible assets is carried as 'Intangible assets under development' till they are ready for their intended use. Intangible assets under development primarily comprise of software under development.

### l. Impairment of non-financial assets

At each reporting date, the Company assesses whether there is any indication based on internal/external factors, that an asset may be impaired. If any such

indication exists, or where annual impairment testing for an asset is required, the Company estimates the recoverable amount of the asset. The recoverable amount of an asset or a Cash-Generating Unit (CGU) is the higher of its fair value less cost of disposal and value in use. In assessing the value in use, the estimated future cash flows are discounted to their present value using a pre-tax discount rate that reflects current market assessments of time value of money and the risks specific to the asset.

If the carrying amount of the asset or CGU exceeds the estimated recoverable amount, an impairment is recognized for such excess amount in the Statement of Profit and Loss. All assets are subsequently reassessed for indications that an impairment loss previously recognised may no longer exist. An impairment loss is reversed if there has been a change in estimates used to determine the recoverable amount. Such a reversal is made only to the extent that the assets carrying amount would have been determined, net of depreciation or amortization, had no impairment loss been recognised. Reversals of impairment loss are recognized in the Statement of Profit and Loss.

### m. Goods and services tax paid on acquisition of assets or on incurring expenses

Expenses and assets are recognised net of the goods and services tax paid, except:

- When the tax incurred on a purchase of assets or services is not recoverable from the taxation authority, in which case, the tax paid is recognised as part of the cost of acquisition of the asset or as part of the expense item, as applicable
- When receivables and payables are stated with the amount of tax included. The net amount of tax recoverable from, or payable to, the taxation authority is included as part of receivables or payables in the balance sheet.
- The Company expenses off 50% of eligible input tax credit in line with applicable Goods and Services Tax laws.



# Notes forming part of standalone financial statements

as at and for the year ended March 31, 2024

## **n. Provisions, contingent liabilities and contingent assets**

Provisions are recognised when the Company has a present obligation (legal or constructive) as a result of a past event, and it is probable that an outflow of resources embodying economic benefits will be required to settle the obligation, and a reliable estimate can be made of the amount of the obligation. When the effect of the time value of money is material, the Company determines the level of provision by discounting the expected cash flows at a pre-tax rate reflecting the current rates specific to the liability. Unwinding of the discount is recognised in the statement of profit and loss as a finance cost. Provisions are reviewed at each balance sheet date and are adjusted to reflect the current best estimate. The expense relating to any provision is presented in the statement of profit and loss net of any reimbursement.

Contingent Liabilities are not recognized but disclosed in the notes. However, contingent liabilities are not disclosed if the possibility of an outflow of resources embodying economic benefits is remote. Contingent Assets are not recognized in the financial statements. They are disclosed in the notes if an inflow of economic benefits is probable.

## **o. Finance costs**

Finance costs include interest expense computed by applying the effective interest rate on respective financial instruments measured at amortized cost. Finance costs are charged to the Statement of profit and loss.

## **p. Employee Benefits**

### **Compensated absences**

The Company accrues the liability for compensated absences based on the actuarial valuation as at the Balance Sheet date conducted by an independent actuary, which includes assumptions about demographics, early retirement, salary increases, interest rates and leave utilization. The net present value of the Company's obligation as at the Balance Sheet date is determined based on the projected unit credit method.

### **Post-employment obligations:**

The Company operates the following post-employment schemes:

## **(i) Defined contribution plans:**

These are plans in which the Company pays pre-defined amounts to separate funds and does not have any legal or constructive obligation to pay additional sums. These comprise of contributions to the employees provident fund. The Company recognises contribution payable to the provident fund scheme as an expense, when an employee renders the related service.

If the contribution payable to the scheme for service received before the balance sheet date exceeds the contribution already paid, the deficit payable to the scheme is recognised as a liability after deducting the contribution already paid. If the contribution already paid exceeds the contribution due for services received before the balance sheet date, then excess is recognised as an asset to the extent that the pre-payment will lead to, for example, a reduction in future payment or a cash refund.

## **(ii) Defined benefit plans:**

Gratuity is post-employment benefit and is in the nature of defined benefit plan. The gratuity scheme is unfunded. The Company accounts for the liability for future gratuity benefits based on an independent actuarial valuation. The net present value of the Company's obligation as at the Balance Sheet date towards the same is actuarially determined based on the projected unit credit method.

Remeasurement of all defined benefit plans, which comprise actuarial gains and losses, are recognized immediately in other comprehensive income in the year they are incurred. Remeasurements are not reclassified to profit or loss in subsequent period. Net interest expense on the net defined liability is computed by applying the discount rate used to measure the net defined liability, to the net defined liability at the start of the financial year after taking into account any changes as a result of contribution and benefit payments during the year. Net interest expense and other expenses related to defined benefit plans are recognised in the Statement of Profit and Loss.

# Notes forming part of standalone financial statements

as at and for the year ended March 31, 2024

**(iii) Long Term Incentive Plan (LTIP):**

The Company has adopted a long term incentive plan as approved by the Board of Directors which is a cash settled LTIP. This "Aseem Long Term Incentive Plan – Scheme I" ("Scheme"/ "Plan") lays down the framework for long term incentive compensation that may be awarded to eligible employees basis the eligibility criteria defined therein. The Company pays long term incentives to eligible employees by allotment of LTIP units that are settled in cash on fulfilment of the prescribed criteria/conditions. The Company's liability towards LTIP is determined actuarially based on Black-Scholes Option Pricing Model using certain determining parameters like value of share price, settlement price as per the Plan, dividend yield of the underlying shares, if applicable, volatility in prices of the underlying shares, expected date of settlement of the unit and accordingly accounted for in its financial statements. The expenses towards LTIP are recognised in the Statement of Profit and Loss.

**q. Earnings per share**

Basic earnings per share are calculated by dividing the net profit or loss (excluding other comprehensive income) for the year attributable to equity shareholders of the Company by the weighted average number of equity shares outstanding during the year. The weighted average number of equity shares outstanding during the year is adjusted for events such as bonus issue, bonus element in a right issue, shares split and reserve share splits (consolidation of shares) that have changed the number of equity shares outstanding, without a corresponding change in resources.

For the purpose of calculating diluted earnings per share, the net profit or loss (excluding other comprehensive income) for the year attributable to equity shareholders of the Company and the weighted average number of shares outstanding during the year are adjusted for the effects of all dilutive potential equity shares.

**r. Events after the reporting period**

Where events occurring after the reporting period provide evidence of conditions that existed at the end of the reporting period, the impact of such events is adjusted within the financial statements. Otherwise,

events occurring after the reporting period are only disclosed, if they are material in size or nature.

**s. Segmental Reporting**

The Company's operating segments are established on the basis of those components of the Company that are evaluated regularly by the Management Committee (the 'Chief Operating Decision Maker' as defined in Ind AS 108 – "Operating Segments"), in deciding how to allocate resources and in assessing performance. These have been identified taking into account the nature of products and services, the differing risks and returns and the internal business reporting systems. Basis evaluation, the Company concluded it operates in a single reportable segment.

**t. Foreign Currency transactions**

Transactions in foreign currencies are translated into the functional currency using the exchange rates at the dates of the transactions. Foreign exchange gains and losses resulting from the settlement of such transactions and from the translation of monetary assets and liabilities denominated in foreign currencies at year end exchange rates are recognized in Statement of profit and loss.

**u. Significant accounting estimates, judgements and assumptions**

The preparation of financial statements in accordance with Ind AS requires management to make judgements, estimates and assumptions in the application of accounting policies that affect the reported amounts of assets, liabilities, income and expenses, and the accompanying disclosures, as well as the disclosure of contingent liabilities. Uncertainty about these assumptions and estimates could result in outcomes that require a material adjustment to the carrying amount of assets or liabilities affected in future periods. Actual results may differ from these estimates. Estimates and underlying assumptions are reviewed on an ongoing basis. Any changes to accounting estimates are recognized prospectively.

In the process of applying the Company's accounting policies, management has made the following judgements, which have a significant risk of causing a material adjustment to the carrying amounts of assets and liabilities within the next financial year:

# Notes forming part of standalone financial statements

as at and for the year ended March 31, 2024

**(i) Property, plant and equipment:**

Management reviews the estimated useful lives and residual values of the assets annually in order to determine the amount of depreciation to be recorded during any reporting period. The useful lives and residual values are as per Schedule II of the Companies Act, 2013 or are based on the nature of the asset, the estimated usage of the asset, the operating conditions of the asset, past history of replacement, anticipated technological changes, manufacturers' warranties and maintenance support.

**(ii) Income tax:**

The Company reviews at each balance sheet date the carrying amount of deferred tax assets. The factors used in estimates may differ from actual outcome which could lead to an adjustment to the amounts reported in the financial statements.

**(iii) Provision and contingencies:**

The recognition and measurement of other provisions are based on the assessment of the probability of an outflow of resources, and on past experience and circumstances known at the reporting date. The actual outflow of resources at a future date may, therefore, vary from the amount included in other provisions.

**(iv) Defined benefit obligations:**

The cost of post-employment benefits is determined using actuarial valuations. The actuarial valuation involves making assumptions about discount rates, future salary increases, attrition rates and mortality rates. The discount rate is determined by reference to market yields at the end of the reporting period on government bonds. The period to maturity of the underlying bonds correspond to the probable maturity of the post-employment benefit obligations. Due to the long term nature of these plans such estimates are subject to significant uncertainty.

**(v) Allowance for impairment of financial asset:**

The measurement of impairment losses across all categories of financial assets requires judgement, in particular, the estimation of the amount and

timing of future cash flows and collateral values when determining impairment losses and the assessment of a significant increase in credit risk. These estimates are driven by a number of factors, changes in which can result in different levels of allowances.

The Company's ECL calculations are outputs of detailed model with a number of underlying assumptions regarding the choice of variable inputs and their interdependencies. Elements of the ECL model that are considered accounting judgements and estimates include:

- The Company's internal credit grading model, which assigns PDs to the individual grades
- The Company's criteria for assessing if there has been a significant increase in credit risk and so allowances for financial assets should be measured on a LTECL basis and the qualitative assessment
- The segmentation of financial assets when their ECL is assessed on a collective basis
- Development of ECL model, including the various formula and the choice of inputs
- Determination of associations between macroeconomic scenarios and, economic inputs, such as unemployment levels and collateral values, and the effect on PDs, EADs and LGDs
- Selection of forward-looking macroeconomic scenarios and their probability weightings, to derive the economic inputs into the ECL models

It is the Company's policy to regularly review its model in the context of actual loss experience and adjust when necessary.

**(vi) Business model assessment:**

Classification and measurement of financial assets depends on the results of the Solely Payments of principal and interest (SPPI) and the business

# Notes forming part of standalone financial statements

as at and for the year ended March 31, 2024

model test. The Company determines the business model at a level that reflects how groups of financial assets are managed together to achieve a particular business objective. This assessment includes judgement reflecting all relevant evidence including how the performance of the assets is evaluated and their performance measured, the risks that affect the performance of the assets and how these are managed and how the managers of the assets are compensated. The Company monitors financial assets measured at amortised cost or fair value through other comprehensive income that are derecognized prior to their maturity to understand the reason for their disposal and whether the reasons are consistent with the objective of the business for which the asset was held.

**(vii) Effective Interest Rate (EIR) method:**

The Company's EIR methodology, recognises interest income / expense using a rate of return that represents the best estimate of a constant rate of return over the expected behavioural life of loans given / taken and recognises the effect of potentially different interest rates at various stages and other characteristics of the product life cycle. This estimation, by nature, requires an element of judgement regarding the expected behaviour and life-cycle of the instruments, changes to benchmark rate and other fee income/expense that are integral parts of the instrument.

# Notes forming part of standalone financial statements

as at and for the year ended March 31, 2024

(All amounts are in ₹ Lakhs, unless otherwise stated)

## Note 4: Cash and cash equivalents

	As at March 31, 2024	As at March 31, 2023
<b>Balances with banks:</b>		
- in current accounts	17,610.81	5,494.66
- Fixed deposits with original maturity less than 3 months	30,020.08	44,008.80
<b>Total</b>	<b>47,630.89</b>	<b>49,503.46</b>

## Note 5: Loans

	As at March 31, 2024	As at March 31, 2023
<b>Measured at amortised cost</b>		
Term Loans	1,009,736.21	754,298.79
Non Convertible Debentures	315,211.01	400,125.91
<b>Total Gross</b>	<b>1,324,947.22</b>	<b>1,154,424.70</b>
Less: Impairment loss allowance	(9,333.14)	(8,117.76)
<b>Total Net</b>	<b>1,315,614.08</b>	<b>1,146,306.94</b>
Secured	1,324,947.22	1,154,424.70
Unsecured	-	-
<b>Total Gross</b>	<b>1,324,947.22</b>	<b>1,154,424.70</b>
Less: Impairment loss allowance	(9,333.14)	(8,117.76)
<b>Total Net</b>	<b>1,315,614.08</b>	<b>1,146,306.94</b>
<b>Loans in India</b>		
Public sector	-	-
Others	1,324,947.22	1,154,424.70
<b>Total Gross</b>	<b>1,324,947.22</b>	<b>1,154,424.70</b>
Less: Impairment loss allowance	(9,333.14)	(8,117.76)
<b>Total Net</b>	<b>1,315,614.08</b>	<b>1,146,306.94</b>
<b>Total</b>	<b>1,315,614.08</b>	<b>1,146,306.94</b>

## Note 6: Investments

	As at March 31, 2024		As at March 31, 2023	
	No. of Shares	Amount	No. of Shares	Amount
<b>Investment in equity shares of associate company (Unquoted)</b>				
NIIF Infrastructure Finance Limited	423,932,487	86,411.86	423,932,487	86,411.86
<b>Total (A)</b>	<b>423,932,487</b>	<b>86,411.86</b>	<b>423,932,487</b>	<b>86,411.86</b>
Investments in India (i)	423,932,487	86,411.86	423,932,487	86,411.86
Investments outside India (ii)	-	-	-	-
<b>Total (B) (i+ii)</b>	<b>423,932,487</b>	<b>86,411.86</b>	<b>423,932,487</b>	<b>86,411.86</b>
<b>Total</b>	<b>423,932,487</b>	<b>86,411.86</b>	<b>423,932,487</b>	<b>86,411.86</b>

# Notes forming part of standalone financial statements

as at and for the year ended March 31, 2024

(All amounts are in ₹ Lakhs, unless otherwise stated)

## Note 7: Other financial assets

	As at March 31, 2024	As at March 31, 2023
<b>Measured at amortised cost</b>		
Guarantee commission receivable	14.42	156.02
Security Deposits	251.40	234.45
Receivable from employees	0.15	-
<b>Total</b>	<b>265.97</b>	<b>390.47</b>

## Note 8: Current tax assets (net)

	As at March 31, 2024	As at March 31, 2023
Advance income tax (net of provision for income tax of ₹ 13,021.82 lakhs as at March 31, 2024; previous year ₹ 10,389.66 lakhs)	4,732.34	363.68
<b>Total</b>	<b>4,732.34</b>	<b>363.68</b>

## Note 9: Deferred tax assets (net)

	As at March 31, 2024	As at March 31, 2023
<b>Temporary difference attributable to:</b>		
<b>Deferred tax assets</b>		
Preliminary expenses	-	15.10
Provision for gratuity payable	26.31	15.27
Provision for leave encashment payable	61.55	41.27
Provision of Long Term Incentive Plan payable	147.29	-
Lease Liability	453.54	551.42
Right-of-use assets	(421.44)	(567.73)
Financial assets measured at amortised cost	1,648.38	1,152.71
Impairment allowance on financial assets	2,406.22	2,122.51
	<b>4,321.85</b>	<b>3,330.55</b>
<b>Deferred tax liabilities</b>		
Depreciation on property, plant and equipment	(2.63)	(7.96)
	<b>(2.63)</b>	<b>(7.96)</b>
<b>Total Deferred tax assets (net)</b>	<b>4,319.22</b>	<b>3,322.59</b>

# Notes forming part of standalone financial statements

as at and for the year ended March 31, 2024

(All amounts are in ₹ Lakhs, unless otherwise stated)

## Note 10A: Property, plant and equipment

Particulars	Computer equipment	Office equipment - Mobile	Office equipment - Others	Leasehold Improvements	Furniture & Fittings	Server / networking equipment	Total
<b>Gross block</b>							
Balance as at March 31, 2022	25.54	7.56	-	-	-	5.27	38.37
Additions/Adjustments	18.63	5.11	-	-	-	-	23.74
Disposals/Adjustments	-	0.40	-	-	-	-	0.40
<b>Balance as at March 31, 2023</b>	<b>44.17</b>	<b>12.27</b>	<b>-</b>	<b>-</b>	<b>-</b>	<b>5.27</b>	<b>61.71</b>
Additions/Adjustments	23.90	11.84	45.97	471.04	93.07	14.13	659.95
Disposals/Adjustments	-	3.90	-	-	-	-	3.90
<b>Balance as at March 31, 2024</b>	<b>68.07</b>	<b>20.21</b>	<b>45.97</b>	<b>471.04</b>	<b>93.07</b>	<b>19.40</b>	<b>717.76</b>
<b>Accumulated depreciation</b>							
Balance as at March 31, 2022	7.32	1.36	-	-	-	1.44	10.12
Depreciation charge	10.93	3.17	-	-	-	0.87	14.97
Disposals/Adjustments	-	0.24	-	-	-	-	0.24
<b>Balance as at March 31, 2023</b>	<b>18.25</b>	<b>4.29</b>	<b>-</b>	<b>-</b>	<b>-</b>	<b>2.31</b>	<b>24.85</b>
Depreciation charge	16.08	5.10	8.83	68.60	5.84	2.37	106.82
Disposals/Adjustments	-	2.19	-	-	-	-	2.19
<b>Balance as at March 31, 2024</b>	<b>34.33</b>	<b>7.20</b>	<b>8.83</b>	<b>68.60</b>	<b>5.84</b>	<b>4.68</b>	<b>129.48</b>
<b>Net block</b>							
Balance as at March 31, 2023	25.92	7.98	-	-	-	2.96	36.86
<b>Balance as at March 31, 2024</b>	<b>33.74</b>	<b>13.01</b>	<b>37.14</b>	<b>402.44</b>	<b>87.23</b>	<b>14.72</b>	<b>588.28</b>

## Note 10B: Capital Working-Progress

Particulars	Leasehold Improvements	Total
Balance as at March 31, 2023	7.25	7.25
Balance as at March 31, 2024	-	-

## Note 10C: Intangible assets

Particulars	Software	Total
<b>Gross block</b>		
Balance as at March 31, 2022	152.51	152.51
Additions/Adjustments	-	-
Disposals/Adjustments	-	-
<b>Balance as at March 31, 2023</b>	<b>152.51</b>	<b>152.51</b>
Additions/Adjustments	16.47	16.47
Disposals/Adjustments	-	-
<b>Balance as at March 31, 2024</b>	<b>168.98</b>	<b>168.98</b>
<b>Accumulated depreciation</b>		
Balance as at March 31, 2022	12.67	12.67
Depreciation charge	25.42	25.42
<b>Balance as at March 31, 2023</b>	<b>38.09</b>	<b>38.09</b>

## Notes forming part of standalone financial statements

as at and for the year ended March 31, 2024

(All amounts are in ₹ Lakhs, unless otherwise stated)

Particulars	Software	Total
Depreciation charge	27.41	27.41
<b>Balance as at March 31, 2024</b>	<b>65.50</b>	<b>65.50</b>
<b>Net block</b>		
<b>Balance as at March 31, 2023</b>	<b>114.42</b>	<b>114.42</b>
<b>Balance as at March 31, 2024</b>	<b>103.48</b>	<b>103.48</b>

### Note 10D: Right of Use Asset

Particulars	Right of Use Asset	Total
<b>Gross Block</b>		
<b>Balance as at March 31, 2022</b>	-	-
Additions/(Disposals)	2,255.75	2,255.75
<b>Balance as at March 31, 2023</b>	<b>2,255.75</b>	<b>2,255.75</b>
Additions/(Disposals)	2.03	2.03
<b>Balance as at March 31, 2024</b>	<b>2,257.78</b>	<b>2,257.78</b>
<b>Accumulated Depreciation</b>		
<b>Balance as at March 31, 2022</b>	-	-
Amortisation charge	131.59	131.59
<b>Balance as at March 31, 2023</b>	<b>131.59</b>	<b>131.59</b>
Amortisation charge	451.67	451.67
<b>Balance as at March 31, 2024</b>	<b>583.26</b>	<b>583.26</b>
<b>Balance as at March 31, 2023</b>	<b>2,124.16</b>	<b>2,124.16</b>
<b>Balance as at March 31, 2024</b>	<b>1,674.52</b>	<b>1,674.52</b>

### Note 11: Other non-financial assets

	As at March 31, 2024	As at March 31, 2023
Advance to vendors	163.42	43.51
Prepaid expenses	86.47	89.46
<b>Total</b>	<b>249.89</b>	<b>132.97</b>

### Note 12: Trade payables

	As at March 31, 2024	As at March 31, 2023
Total outstanding dues of micro enterprises and small enterprises	2.09	2.65
Total outstanding dues of creditors other than micro, small and medium enterprises	21.50	12.35
<b>Total</b>	<b>23.59</b>	<b>15.00</b>



# Notes forming part of standalone financial statements

as at and for the year ended March 31, 2024

(All amounts are in ₹ Lakhs, unless otherwise stated)

## Trade payable ageing schedule

### As at 31 March 2024

Particulars	Not Due	Less than a year	1-2 years	2-3 years	More than 3 years	Total
i. Total outstanding dues of micro enterprises and small enterprises	-	2.09	-	-	-	2.09
ii. Total outstanding dues of creditors other than micro enterprises and small enterprises	-	21.50	-	-	-	21.50
iii. Disputed dues of micro enterprises and small enterprises	-	-	-	-	-	-
iv. Disputed dues of creditors other than micro enterprises and small enterprises	-	-	-	-	-	-

### As at 31 March 2023

Particulars	Not Due	Less than a year	1-2 years	2-3 years	More than 3 years	Total
i. Total outstanding dues of micro enterprises and small enterprises	-	2.65	-	-	-	2.65
ii. Total outstanding dues of creditors other than micro enterprises and small enterprises	-	12.35	-	-	-	12.35
iii. Disputed dues of micro enterprises and small enterprises	-	-	-	-	-	-
iv. Disputed dues of creditors other than micro enterprises and small enterprises	-	-	-	-	-	-

## Note 13: Debt Securities

	As at March 31, 2024	As at March 31, 2023
<b>At Amortised cost</b>		
Debentures (Secured, non convertible)	194,674.35	206,979.50
Interest accrued but not due on debentures	13,178.50	9,684.74
	<b>207,852.85</b>	<b>216,664.24</b>
Debt securities in India	207,852.85	216,664.24
Debt securities outside India	-	-
	<b>207,852.85</b>	<b>216,664.24</b>
16,750 (Previous year 19,500) No. of debentures with face value per debenture	1,000,000.00	1,000,000.00
27,500 (Previous year 12,500) No. of debentures with face value per debenture	100,000.00	100,000.00

i) Debt securities are secured against pari passu charge on asset portfolio of book debts and receivables.

ii) Terms of repayment and rate of interest:

### As At March 31, 2024

	Interest Rate	0-3 Years	3-5 Years	>5 Years	Grand Total
Secured, Non convertible debentures	6.0%-8.30%	76,041.99	131,810.86	-	207,852.85
<b>Total</b>					<b>207,852.85</b>

# Notes forming part of standalone financial statements

as at and for the year ended March 31, 2024

(All amounts are in ₹ Lakhs, unless otherwise stated)

## As at 31 March 2023

	Interest Rate	0-3 Years	3-5 Years	>5 Years	Grand Total
Secured, Non convertible debentures	5.6%-8.25%	88,292.16	128,372.08	-	216,664.24
<b>Total</b>					<b>216,664.24</b>

## Note 14: Borrowings (other than debt securities)

	As at March 31, 2024	As at March 31, 2023
At Amortised Cost		
Borrowings- In India		
Secured		
Term loan from bank	625,914.30	537,582.62
Term Loan from Financial Institution	316,840.10	249,997.23
Cash Credit Facility availed from bank	4,998.55	-
<b>Total</b>	<b>947,752.95</b>	<b>787,579.85</b>

### Details of borrowings:

- There are no borrowings designated or measured at FVTPL.
- Borrowings from bank and financial institutions are secured against pari passu charge on asset portfolio of book debts and receivables.
- Terms of repayment and rate of interest:

## As at 31 March 2024

	Interest Rate	0-3 Years	3-5 Years	>5 Years	Grand Total
Term loan from Banks	Floating*	50,000.00	193,560.00	376,730.70	620,290.69
Term loan from Banks	6.50%	5,623.62			5,623.61
Term loan from financial institutions	Floating*	49,999.83	149,998.50	116,841.77	316,840.10
Cash credit facility	Floating*	4,998.55	-	-	4,998.55
<b>Total</b>					<b>947,752.95</b>

## As at 31 March 2023

	Interest Rate	0-3 Years	3-5 Years	>5 Years	Grand Total
Term loan from Banks	Floating*	24,991.05	149,797.87	349,666.03	524,454.95
Term loan from Banks	6.50%	13,127.67			13,127.67
Term loan from financial institutions	Floating*	49,999.66	149,998.04	49,999.53	249,997.23
Cash credit facility	Floating*	-	-	-	-
<b>Total</b>					<b>787,579.85</b>

\* Linked with MCLR/Base rate of respective banks/institutions and T-bill / Repo.

## Note 15: Lease liability

	As at March 31, 2024	As at March 31, 2023
Lease liability	1,802.06	2,190.95
	<b>1,802.06</b>	<b>2,190.95</b>

# Notes forming part of standalone financial statements

as at and for the year ended March 31, 2024

(All amounts are in ₹ Lakhs, unless otherwise stated)

## Note 16: Other financial liabilities

	As at March 31, 2024	As at March 31, 2023
<b>Measured at amortised cost</b>		
Payable to related parties	10.80	3.06
Staff incentives payable	516.70	234.54
Financial guarantee obligation	168.13	422.17
Processing fees received pending disbursement	1,241.97	734.56
Fees received in advance	80.23	-
Capital expenses payable	19.08	-
Other expenses payable	233.43	136.78
<b>Total</b>	<b>2,270.34</b>	<b>1,531.11</b>

## Note 17: Provisions

	As at March 31, 2024	As at March 31, 2023
<b>Provisions for employee benefits</b>		
Provision for gratuity	80.14	60.66
Provision for leave benefits	198.36	163.97
Provision for long term Incentive Plan	585.24	-
Provision for Impairment loss on non-fund based facility	227.46	315.61
<b>Total</b>	<b>1,091.20</b>	<b>540.24</b>

## Note 18: Other non-financial liabilities

	As at March 31, 2024	As at March 31, 2023
Statutory dues	271.18	206.41
<b>Total</b>	<b>271.18</b>	<b>206.41</b>

## Note 19A: Equity Share Capital

	As at March 31, 2024		As at March 31, 2023	
	Number of Shares	Amount	Number of Shares	Amount
<b>Authorised capital</b>				
Equity Shares of ₹ 10 each (Previous year ₹ 10 each)	4,500,000,000	450,000.00	4,500,000,000	450,000.00
	<b>4,500,000,000</b>	<b>450,000.00</b>	<b>4,500,000,000</b>	<b>450,000.00</b>
<b>Issued, subscribed and paid up</b>				
<b>(I) Equity Shares</b>				
Equity Shares of ₹ 10 each fully paid (Previous year ₹ 10 each)	2,380,586,256	238,058.63	2,380,586,256	238,058.63
	<b>2,380,586,256</b>	<b>238,058.63</b>	<b>2,380,586,256</b>	<b>238,058.63</b>

### Rights, preferences and restrictions attached to Equity Shares

Each holder of an equity share is entitled to one vote per share. The Company declares and pays dividends, if any, in Indian Rupees. The dividend proposed, if any, by the Board of Directors is subject to the approval of the shareholders in the ensuing Annual General Meeting, except interim dividend. In the event of liquidation of the Company, the holders of equity shares will be entitled to receive the remaining assets of the Company, after distribution of all preferential amounts, if any. The distribution will be in proportion to the number of equity shares held by the shareholders.

# Notes forming part of standalone financial statements

as at and for the year ended March 31, 2024

(All amounts are in ₹ Lakhs, unless otherwise stated)

Compulsorily Convertible Preference Share Capital ('CCPS')	As at March 31, 2024		As at March 31, 2023	
	Number of Shares	Amount	Number of Shares	Amount
<b>Authorised capital</b>				
0.001% Compulsorily Convertible Preference Shares ('CCPS') of ₹ 11 each	818,181,819	90,000.00	818,181,819	90,000.00
	<b>818,181,819</b>	<b>90,000.00</b>	<b>818,181,819</b>	<b>90,000.00</b>
<b>Issued, subscribed and paid up</b>				
0.001% Compulsorily Convertible Preference Shares ('CCPS') of ₹ 11 each	-	-	-	-
	-	-	-	-

## Reconciliation of shares outstanding at the beginning and at the end of the reporting year

Particulars	As at March 31, 2024		As at March 31, 2023	
	Number of Shares	Amount	Number of Shares	Amount
<b>Equity Shares</b>				
At the beginning of the year	2,380,586,256	238,058.63	2,380,586,256	238,058.63
Add : issued during the year	-	-	-	-
Add : CCPS conversion into equity share during the year	-	-	-	-
<b>At the end of the year</b>	<b>2,380,586,256</b>	<b>238,058.63</b>	<b>2,380,586,256</b>	<b>238,058.63</b>
<b>Total issued, subscribed and fully paid up Equity Shares</b>	<b>2,380,586,256</b>	<b>238,058.63</b>	<b>2,380,586,256</b>	<b>238,058.63</b>

## Details of shareholders holding more than 5% shares in the company

Name of shareholder	As at March 31, 2024		As at March 31, 2023	
	Number of Shares	Amount	Number of Shares	Amount
<b>Equity shares of ₹10 each</b>				
National Investment and Infrastructure Fund-II	1,405,637,939	59.05%	1,405,637,939	59.05%
Government of India	736,889,692	30.95%	736,889,692	30.95%
Sumitomo Mitsui Banking Corporation	238,058,625	10.00%	238,058,625	10.00%
<b>Total</b>	<b>2,380,586,256</b>	<b>100.00%</b>	<b>2,380,586,256</b>	<b>100.00%</b>

## Shareholding of Promoters in the company

As at March 31, 2024

Name of promoter	No. of shares at the beginning of the year	Change during the year	No. of shares at the end of the year	% of total shares	% Change during the year
National Investment and Infrastructure Fund-II	1,405,637,939	-	1,405,637,939	59.05%	-
<b>Total</b>	<b>1,405,637,939</b>	<b>-</b>	<b>1,405,637,939</b>	<b>59.05%</b>	<b>-</b>

# Notes forming part of standalone financial statements

as at and for the year ended March 31, 2024

(All amounts are in ₹ Lakhs, unless otherwise stated)

## As at 31 March 2023

Name of promoter	No. of shares at the beginning of the year	Change during the year	No. of shares at the end of the year	% of total shares	% Change during the year
National Investment and Infrastructure Fund-II	1,405,637,939	-	1,405,637,939	59.05%	-
<b>Total</b>	<b>1,405,637,939</b>	<b>-</b>	<b>1,405,637,939</b>	<b>59.05%</b>	<b>-</b>

## Note 19B: Other equity

	As at March 31, 2024	As at March 31, 2023
(a) Statutory reserve u/s. 45-IC of RBI Act, 1934	9,150.52	5,043.91
(b) Special Reserve u/s. 36(1)(viii) of Income Tax Act, 1961	2,590.64	-
(c) Securities premium	16,872.55	16,872.55
(d) Impairment reserve	54.42	54.42
(e) Retained earnings	33,799.60	19,957.35
<b>Total</b>	<b>62,467.73</b>	<b>41,928.23</b>

### (a) Statutory reserve u/s. 45-IC of RBI Act, 1934

	As at March 31, 2024	As at March 31, 2023
Opening balance	5,043.91	2,125.83
Addition during the year	4,106.61	2,918.08
<b>Closing balance</b>	<b>9,150.52</b>	<b>5,043.91</b>

### (b) Special Reserve u/s. 36(1)(viii) of Income Tax Act, 1961

	As at March 31, 2024	As at March 31, 2023
Opening balance	-	-
Addition during the year	2,590.64	-
<b>Closing balance</b>	<b>2,590.64</b>	<b>-</b>

### (c) Securities premium

	As at March 31, 2024	As at March 31, 2023
Opening balance	16,872.55	16,872.55
Addition during the year	-	-
<b>Closing balance</b>	<b>16,872.55</b>	<b>16,872.55</b>

### (d) Impairment reserve

	As at March 31, 2024	As at March 31, 2023
Opening balance	54.42	54.42
Addition during the year	-	-
<b>Closing balance</b>	<b>54.42</b>	<b>54.42</b>

# Notes forming part of standalone financial statements

as at and for the year ended March 31, 2024

(All amounts are in ₹ Lakhs, unless otherwise stated)

## (e) Retained earnings

	As at March 31, 2024	As at March 31, 2023
Opening balance	19,957.35	8,291.30
Transaction during the year :		
Net profit for the year	20,533.05	14,590.28
Other comprehensive income for the year	6.45	(6.15)
Less: Transfer to Statutory reserve u/s. 45-IC of RBI Act, 1934	(4,106.61)	(2,918.08)
Less: Transfer to Special reserve u/s. 36(1)(viii) of Income Tax Act, 1961	(2,590.64)	-
<b>Closing balance</b>	<b>33,799.60</b>	<b>19,957.35</b>

### Nature and purpose of reserves

Statutory reserve u/s. 45-IC of RBI Act, 1934 and Special reserve u/s. 36(1)(viii) of Income Tax Act, 1961

Appropriations to the Special Reserve under Section 36(1)(viii) of the Income Tax Act, 1961 and the Special Reserve under Section 45-IC of Reserve Bank of India Act, 1934 are carried out of distributable profits of the Company.

### Securities premium

Securities premium is used to record the premium on issue of shares. The reserve is utilised in accordance with the provisions of the Act.

### Impairment reserve

In terms of the requirement as per RBI Notification No. RBI/2019-20/170 DOR (NBFC).CC.PD.No. 109/22.10.106/2019-20 dated March 13, 2020, on implementation of Ind AS, Non-Banking Financial Companies (NBFCs) are required to create an Impairment Reserve for any shortfall in Impairment Allowances under Ind AS 109 - Financial Instruments (Ind AS 109), as compared to the Income Recognition, Asset Classification and Provisioning ('IRACP') norms (including provision on standard assets). As at December 31, 2020, the total provision required under IRACP (including standard asset provisioning) exceeded the Impairment Allowance under Ind AS 109. Accordingly, the Company had transferred ₹ 54.42 lakhs from Retained Earnings to Impairment Reserve. The Impairment Allowance including the additional provision under Ind AS 109 as at March 31, 2024 and March 31, 2023 is higher than the provision required under IRACP norms and accordingly, no additional transfer to the Impairment Reserve has been made.

### Retained earnings

Retained earnings are the profits that the Company has earned till date, less any transfers to statutory reserve, dividends or other distributions paid to shareholders.

## Note 20 : Interest income

	For the year ended March 31, 2024	For the year ended March 31, 2023
<b>On financial assets measured at amortised cost:</b>		
Interest on loans	82,101.76	46,011.44
Interest on Non Convertible Debentures	31,166.92	30,017.44
Interest on bank deposits	1,676.63	1,679.77
Prepayment premium on loans	860.07	-
Other interest income*	24.22	14.77
<b>Total</b>	<b>115,829.60</b>	<b>77,723.42</b>

\*Represents unwinding of discount on commission income from financial guarantee contract and security deposit.

# Notes forming part of standalone financial statements

as at and for the year ended March 31, 2024

(All amounts are in ₹ Lakhs, unless otherwise stated)

## Note 21 : Fees and commission income

	For the year ended March 31, 2024	For the year ended March 31, 2023
<b>On financial assets measured at amortised cost:</b>		
Commission fees	906.72	971.99
Advisory fees	262.02	52.50
Others	782.88	116.68
<b>Total</b>	<b>1,951.62</b>	<b>1,141.17</b>

## Note 22: Net gain/(losses) on fair value changes

	For the year ended March 31, 2024	For the year ended March 31, 2023
Income on Mutual Funds Gain/loss	1,088.98	-
	<b>1,088.98</b>	-

## Note 23: Finance costs

	For the year ended March 31, 2024	For the year ended March 31, 2023
<b>On Financial liabilities measured at amortised cost</b>		
Bank charges	15.27	5.30
Interest on borrowings	70,079.84	41,805.66
Interest on Debt securities	15,414.48	11,880.86
Interest on Lease Liabilities	161.53	50.97
Fees and other borrowing costs	329.75	226.46
<b>Total</b>	<b>86,000.87</b>	<b>53,969.25</b>

## Note 24: Impairment on financial instruments

	For the year ended March 31, 2024	For the year ended March 31, 2023
<b>On Financial instruments measured at amortised cost</b>		
Term Loans	1,812.71	2,311.38
Non Convertible Debentures	(597.34)	895.49
Non Fund Based Facility	(88.16)	132.02
<b>Total</b>	<b>1,127.21</b>	<b>3,338.89</b>

## Note 25: Employee benefits expenses

	For the year ended March 31, 2024	For the year ended March 31, 2023
Salaries, wages and bonus	2,370.07	1,360.03
Gratuity and leave encashment	125.71	116.34
Contribution to provident and other funds	94.90	65.82
Staff welfare expenses	106.56	65.56
Long Term Incentive Plan (LTIP) expense	585.24	-
<b>Total</b>	<b>3,282.48</b>	<b>1,607.75</b>

# Notes forming part of standalone financial statements

as at and for the year ended March 31, 2024

(All amounts are in ₹ Lakhs, unless otherwise stated)

## Note 26: Depreciation and amortisation expense

	For the year ended March 31, 2024	For the year ended March 31, 2023
Depreciation on property, plant and equipment	106.83	14.97
Depreciation on right-of-use assets	451.67	131.59
Amortisation of intangible assets	27.41	25.42
<b>Total</b>	<b>585.91</b>	<b>171.98</b>

## Note 27: Other expenses

	For the year ended March 31, 2024	For the year ended March 31, 2023
Shared services cost expense	-	9.63
Legal and professional fees	311.05	317.13
Internal audit fees	18.72	16.80
Auditor's remuneration (Refer note 27 (a))	33.65	27.57
Corporate social responsibility expenditure	215.54	90.25
Director sitting fees	39.79	24.20
Recruitment expenses	40.34	18.95
Information technology expenses	335.03	248.77
Office rent expenses (previous year includes facility support charges)	157.75	141.76
Insurance expenses	23.32	23.78
Foreign Exchange (Gain)/loss*	405.02	-
Travel and conveyance	96.33	25.02
Other expenses	154.87	38.86
<b>Total</b>	<b>1,831.41</b>	<b>982.72</b>

\*During FY24, the Company had converted a part of its borrowing to FCNR loan for a period of 6 months as per the terms with the bank. As per the foreign currency hedging policy of the Company, this FCNR loan exposure was fully hedged for principal and interest over the outstanding period. The Company has adopted accounting practice under IndAS accounting framework including IndAS 109 - Financial Instruments for recording and disclosure in this regard.

## Note 27(a): Break up of Auditors' remuneration\*\*

	For the year ended March 31, 2024	For the year ended March 31, 2023
Statutory audit	18.53	15.29
Tax audit	1.91	1.64
Other services (including limited review and certification fees)	13.21	10.64
<b>Total</b>	<b>33.65</b>	<b>27.57</b>

\*\* Above amount includes balance of indirect taxes after claiming input credit



# Notes forming part of standalone financial statements

as at and for the year ended March 31, 2024

(All amounts are in ₹ Lakhs, unless otherwise stated)

## Note 28: Earning per share (EPS)

a) The basic earnings per share has been calculated based on the following:

	For the year ended March 31, 2024	For the year ended March 31, 2023
Net Profit after tax available for equity shareholders	20,533.05	14,590.28
Weighted average number of Equity shares used in computing Basic EPS & Diluted EPS	<b>2,380,586,256</b>	<b>2,380,586,256</b>

b) The reconciliation between the basic and the diluted earnings per share is as follows:

	For the year ended March 31, 2024	For the year ended March 31, 2023
Basic earnings per share (in ₹)	0.86	0.61
Diluted earnings per share (in ₹)	<b>0.86</b>	<b>0.61</b>

## 29 Related party disclosures

Names of related parties identified in accordance with Ind AS -24 "Related Party Disclosures" (with whom there were transactions during the current /previous year) are as follows:

### a. Name of related parties and related party relationship

#### i) Parties where control exists

Holding entity	National Investment and Infrastructure Fund-II
Investment manager of holding entity	National Investment and Infrastructure Fund Limited

#### ii) Shareholders holding atleast 10% shares in the company

Shareholder	Sumitomo Mitsui Banking Corporation
-------------	-------------------------------------

#### iii) Directors

Chairman & Non-Executive, Nominee Director	Mr. Surya Prakash Rao Pendyala until November 30, 2023
Non-Executive, Nominee Director	Mr. Saurabh Jain
Non-Executive, Nominee Director	Mr. Rajiv Dhar until March 31, 2024
Non-Executive, Nominee Director	Mr. Padmanabh Sinha w.e.f February 2, 2024
Non-Executive, Nominee Director	Mr. Nilesh Shrivastava w.e.f February 2, 2024
Independent Director	Ms. Rosemary Sebastian
Independent Director	Mr. V. Chandrasekaran
Independent Director	Mr. Prashant Kumar Ghose w.e.f January 12, 2023

#### iv) Key management personnel

Chief executive officer	Mr. Virender Pankaj
Chief financial officer	Mr. Nilesh Sampat
Company Secretary	Ms. Karishma Pranav Jhaveri

#### v) Associate company

	NIIF Infrastructure Finance Limited
--	-------------------------------------

# Notes forming part of standalone financial statements

as at and for the year ended March 31, 2024

(All amounts are in ₹ Lakhs, unless otherwise stated)

**b. Key management personnel compensation:**

Particulars	For the year ended March 31, 2024	For the year ended March 31, 2023
Short term employee benefits	604.63	392.19
Post-employment defined benefit #	21.48	16.95

#As gratuity, LTIP and other long term employee benefits are computed for all employees in aggregate, the amounts relating to the Key Management Personnel cannot be individually identified.

Particulars of Director sitting fees	For the year ended March 31, 2024	For the year ended March 31, 2023
Ms. Rosemary Sebastian- Independent Director	13.80	10.00
Mr. V. Chandrasekaran- Independent Director	13.80	11.40
Mr. Prashant Kumar Ghose- Independent Director	9.00	0.80
<b>Total</b>	<b>36.60</b>	<b>22.20</b>

**c. Transactions with related parties during the year**

Nature of transaction	Relationship	For the year ended March 31, 2024	For the year ended March 31, 2023
<b>Downsell / Assignment of Loans</b>			
NIIF Infrastructure Finance Limited	Associate company	47,832.97	-
<b>Fee / charges paid</b>			
NIIF Infrastructure Finance Limited	Associate company	20.00	-
<b>Expenses charged by Company</b>			
NIIF Infrastructure Finance Limited	Associate company	13.14	0.61
<b>Expenses on Company's behalf by</b>			
National Investment and Infrastructure Fund Limited	Investment manager of holding entity	12.50	18.94
NIIF Infrastructure Finance Limited	Associate company	26.32	54.20

**d. Closing balance of the transactions with related parties**

Nature of transaction	Relationship	As at March 31, 2024	As at March 31, 2023
<b>Equity shares</b>			
National Investment and Infrastructure Fund-II	Holding company	140,563.79	140,563.79
<b>Investment in equity shares</b>			
NIIF Infrastructure Finance Limited	Associate company	86,411.86	86,411.86
<b>Reimbursement of expense receivable</b>			
NIIF Infrastructure Finance Limited	Associate company	-	0.66
<b>Expenses on Company's behalf payable</b>			
National Investment and Infrastructure Fund Limited	Investment manager of holding entity	10.80	-
NIIF Infrastructure Finance Limited	Associate company	-	3.72

# Notes forming part of standalone financial statements

as at and for the year ended March 31, 2024

(All amounts are in ₹ Lakhs, unless otherwise stated)

## 30 Corporate social responsibility (CSR)

As per Section 135 of the Companies Act, 2013, a company, meeting the applicability threshold, needs to spend at least 2% of its average net profit for the immediately preceding three financial years on corporate social responsibility (CSR) activities.

(a) Gross amount required to be spent by the Company during the year – ₹ 215.33 lakhs (previous year - ₹ 90.08 lakhs)

(b) amount of expenditure incurred and shortfall at the end of the year

For the year ended March 31, 2024	Amount of expenditure incurred	Shortfall at the end of the year	Total of previous years shortfall
(i) Construction/acquisition of any asset	-	-	-
(ii) On purposes other than (i) above	215.54	-	-

The Company's CSR spend shall enable support to these specific programs – (1) Strengthen livelihood opportunities for tribal women of 20 forest villages in Kotra taluka (Udaipur Dist, Raj) simultaneously addressing environmental sustainability and challenges posed by climate change (2) Youth Leadership Development Program to nurture young social change makers (3) Provide quality support to 25 Visually Impaired college students of DSMNRU Lucknow, to enable them compete in the open world with the sighted community (4) Provide uninterrupted supply of drinking water to a remote village in Jawhar taluka (MH) and Value Education Programme for school children (5) Create awareness about menstrual hygiene among adolescent girls from schools in Mumbai, guide them and encourage them to follow hygienic practices, by reaching out to 2500 girls (6) Establish a new centre (Thakur Complex, Saidham, Mumbai) to serve as an educational & developmental hub for 25 underprivileged children currently not attending schools due to various socio-economic constraints (7) Mitigation / restoration activities in the event of natural calamities, or contingency funding for any untoward occurrence in Maharashtra

For the year ended March 31, 2023	Amount of expenditure incurred	Shortfall at the end of the year	Total of previous years shortfall
(i) Construction/acquisition of any asset	-	-	-
(ii) On purposes other than (i) above	90.25	-	-

The Company's CSR spend shall enable support to two specific programs – (1) Intelligent Solutions for Road Safety through Technology and Engineering (iRASTE) in the state of Telangana, applying a Safe Systems approach to aspects of Vehicle Safety, Mobility Analysis & Infrastructure Safety, and (2) Screening of women in vulnerable districts of Andhra Pradesh for Cervical and Breast Cancer, using AI enabled hand held devices. Aseem Infrastructure Finance has sponsored both these programs, with unique partnership mechanisms. Project iRASTE is a partnership of industry, academia and government and is driven by Government of Telangana, TSRTC (Telangana State Road Transport Corporation), INAI, IIIT-Hyderabad, Central Road Research Institute (CRRRI), Uber, and Intel. The Cancer screening program is a partnership between the Health department of Government of Andhra Pradesh, its implementation NGO partner SHARE India, Rotary Foundation International and their local clubs, and the technology partner providing the AI enabled cancer screening devices.

## 31 Contingent liabilities and capital commitments

Capital expenditure contracted for at the end of reporting year but not recognised as liabilities is as follows:

Particulars	As at March 31, 2024	As at March 31, 2023
Intangible assets	11.23	-

Contingent liabilities as at the end of reporting year are as follows:

Particulars	As at March 31, 2024	As at March 31, 2023
Letter of comfort issued	32,493.87	45,087.60

# Notes forming part of standalone financial statements

as at and for the year ended March 31, 2024

(All amounts are in ₹ Lakhs, unless otherwise stated)

## 32 Details of dues to micro and small enterprises as defined under the MSMED Act, 2006:

The management has identified enterprises which qualify under the definition of micro enterprises and small enterprises, as defined under Micro, Small and Medium Enterprises Development (MSMED) Act, 2006. Accordingly, the disclosure in respect of the amounts payable to such enterprises as at the year end has been made in the financial statements based on information received and available with the Company and has been relied upon by the statutory auditors.

Particulars	March 31, 2024	March 31, 2023
Principal amount due to suppliers registered under the MSMED Act and remaining unpaid as at year end	2.09	2.65
Interest due to suppliers registered under the MSMED Act and remaining unpaid as at year end	-	-
Further interest remaining due and payable for earlier years	-	-
	<b>2.09</b>	<b>2.65</b>

## 33 Tax expense recognised in P&L

Particulars	For the year ended March 31, 2024	For the year ended March 31, 2023
Current tax	7,208.03	5,835.50
Deferred tax	(998.81)	(1,584.42)
	<b>6,209.22</b>	<b>4,251.08</b>

## Tax expense/(benefits) recognised in other comprehensive income

Particulars	For the year ended March 31, 2024	For the year ended March 31, 2023
Current tax	-	-
Deferred tax- remeasurement of defined benefit obligation	(2.17)	2.07
	<b>(2.17)</b>	<b>2.07</b>

### 33.1 Tax reconciliation (for profit and loss)

Particulars	For the year ended March 31, 2024	For the year ended March 31, 2023
Profit/(loss) before income tax expense	26,742.27	18,841.36
Tax at the rate of	25.168%	25.168%
Income tax expense calculated	6,730.49	4,741.99
Tax impact of not deductible/allowable expenses/income for tax purpose	132.92	53.18
Tax impact of deduction allowed separately under Income Tax Act, 1961	(652.01)	(546.16)
<b>Income tax expense</b>	<b>6,211.39</b>	<b>4,249.01</b>

# Notes forming part of standalone financial statements

as at and for the year ended March 31, 2024

(All amounts are in ₹ Lakhs, unless otherwise stated)

## 33.2 Deferred tax assets (net)

Particulars	For the year ended March 31, 2024	For the year ended March 31, 2023
<b>Deferred tax on account of :</b>		
Preliminary expenses	-	15.10
Provision for gratuity payable	26.31	15.27
Provision for leave encashment payable	61.55	41.27
Provision of Long Term Incentive Plan payable	147.29	-
Lease liability	453.54	551.42
Right-of-use assets	(421.44)	(567.73)
Financial assets measured at amortised cost	1,648.38	1,152.71
Impairment allowance on financial assets	2,406.22	2,122.51
Depreciation of property, plant and equipment	(2.63)	(7.96)
<b>Net deferred tax Assets</b>	<b>4,319.22</b>	<b>3,322.59</b>

### Deferred tax related to the following:

Particulars	As at March 31, 2024	Recognised through profit & loss	Recognised through OCI	As at March 31, 2023	Recognised through profit & loss	Recognised through OCI
Preliminary expenses	-	15.10	-	15.10	15.10	-
Provision for gratuity payable	26.31	(13.21)	(2.17)	15.27	(6.40)	2.07
Provision for leave encashment payable	61.55	(20.28)	-	41.27	(22.79)	-
Provision of Long Term Incentive Plan payable	147.29	(147.29)	-	-	-	-
Lease liability	453.54	97.87	-	551.42	(551.42)	-
Right of use assets	(421.44)	(146.28)	-	(567.73)	567.73	-
Financial assets measured at amortised cost	1,648.38	(495.67)	-	1,152.71	(751.91)	-
Impairment allowance on financial assets	2,406.22	(283.71)	-	2,122.51	(840.33)	-
Expenses disallowed for Income tax	-	-	-	-	-	-
Depreciation of property, plant and equipment	(2.63)	(5.33)	-	(7.96)	5.60	-
<b>Total deferred tax Assets (net)</b>	<b>4,319.22</b>	<b>(998.81)</b>	<b>(2.17)</b>	<b>3,322.59</b>	<b>(1,584.42)</b>	<b>2.07</b>

# Notes forming part of standalone financial statements

as at and for the year ended March 31, 2024

(All amounts are in ₹ Lakhs, unless otherwise stated)

## 34 Fair value measurements

### Financial instruments by category

Particulars	As at March 31, 2024			
	FVTPL	FVOCI	Amortised cost	Total carrying value
<b>Financial assets</b>				
Cash and cash equivalents	-	-	47,630.89	47,630.89
Loans	-	-	1,315,614.08	1,315,614.08
Investments	-	-	86,411.86	86,411.86
Other financial assets	-	-	265.97	265.97
<b>Total financial assets</b>	-	-	<b>1,449,922.80</b>	<b>1,449,922.80</b>
<b>Financial liabilities</b>				
Trade payables	-	-	23.59	23.59
Debt Securities	-	-	207,852.85	207,852.85
Borrowings (other than debt securities)	-	-	947,752.95	947,752.95
Lease liability	-	-	1,802.06	1,802.06
Other financial liabilities	-	-	2,270.34	2,270.34
<b>Total financial liabilities</b>	-	-	<b>1,159,701.79</b>	<b>1,159,701.79</b>

### Financial instruments by category

Particulars	As at March 31, 2023			
	FVTPL	FVOCI	Amortised cost	Total carrying value
<b>Financial assets</b>				
Cash and cash equivalents	-	-	49,503.46	49,503.46
Loans	-	-	1,146,306.94	1,146,306.94
Investments	-	-	86,411.86	86,411.86
Other financial assets	-	-	390.47	390.47
<b>Total financial assets</b>	-	-	<b>1,282,612.73</b>	<b>1,282,612.73</b>
<b>Financial liabilities</b>				
Trade payables	-	-	15.00	15.00
Debt Securities	-	-	216,664.24	216,664.24
Borrowings (other than debt securities)	-	-	787,579.85	787,579.85
Lease Liability	-	-	2,190.95	2,190.95
Other financial liabilities	-	-	1,531.11	1,531.11
<b>Total financial liabilities</b>	-	-	<b>1,007,981.15</b>	<b>1,007,981.15</b>

#### I. Fair value hierarchy

The fair values of the financial assets and liabilities are included at the amount that would be received to sell an asset or paid to transfer a liability in an orderly transaction between market participants at the measurement date. This section explains the judgements and estimates made in determining the fair values of the financial instruments that are (a) recognised and measured at fair value and (b) measured at amortised cost and for which fair values are disclosed in the financial statements. To provide an indication about the reliability of the inputs used in determining fair value, the company has classified its financial instruments into the three levels prescribed under the Indian Accounting standard. An explanation of each level is as follows:

Level 1: Level 1 hierarchy includes financial instruments measured using quoted prices. For example: listed equity instruments that have quoted market price.

# Notes forming part of standalone financial statements

as at and for the year ended March 31, 2024

(All amounts are in ₹ Lakhs, unless otherwise stated)

Level 2: The fair value of financial instruments that are not traded in an active market (for example, traded bonds, over-the-counter derivatives) is determined using valuation techniques which maximise the use of observable market data and rely as little as possible on entity-specific estimates. If all significant inputs required to fair value an instrument are observable, the instrument is included in level 2.

Level 3: If one or more of the significant inputs is not based on observable market data, the instrument is included in level 3. This is the case for unlisted equity securities, contingent consideration and indemnification asset is included in level 3.

## II. Valuation techniques used to determine fair value

Significant valuation techniques used to value financial instruments include:

The carrying amounts of Cash and cash equivalents, other financial assets, trade payables and other financial liabilities are considered to be approximately equal to the fair value due to their short term maturities.

The fair value of floating rate financial assets and liabilities are deemed to be equivalent to the carrying value. The fair value of certain fixed rate financial assets are estimated using a discounted cash flow model based on contractual cash flows discounted using market rates incorporating the counterparties' credit risk. However, the fair value of such instruments is not materially different from their carrying amounts.

All the financial assets and liabilities are categorised into level 2 of fair value hierarchy.

## III. Valuation Process

The finance department of the Company includes a team that performs the valuations of financial assets and liabilities required for financial reporting purposes, including level 3 fair values. This team directly reports to the Chief Financial Officer (CFO) and Audit Committee (AC).

## IV. Fair value of financial instrument measured at amortised cost

Particulars	As at March 31, 2024		As at March 31, 2023	
	Carrying Amount	Fair Value	Carrying Amount	Fair Value
<b>Financial assets</b>				
Loans	1,315,614.08	1,315,614.08	1,146,306.94	1,146,306.94
Other financial assets (Guarantee Commission receivable)	14.42	14.42	156.02	156.02
<b>Financial liabilities</b>				
Debt Securities	207,852.85	207,852.85	216,664.24	216,664.24
Borrowings (other than debt securities)	947,752.95	947,752.95	787,579.85	787,579.85

### Note:

During the years mentioned above, there have been no transfers amongst the levels of hierarchy.

## 35 Capital Management

The Company's objective for capital management is to maximise shareholder value, safeguard business continuity and support the growth of the Company. The Company determines the capital requirement based on annual operating plans and long-term and other strategic investment plans. The funding requirements are met through equity, operating cash flows generated and debt.

The Company is subject to the capital adequacy requirements of the Reserve Bank of India (RBI). Under RBI's capital adequacy guidelines, the Company is required to maintain a capital adequacy ratio consisting of Tier I and Tier II Capital. The total of Tier II Capital at any point of time, shall not exceed 100 percent of Tier I Capital. The minimum capital ratio as prescribed by RBI guidelines and applicable to the Company, consisting of Tier I and Tier II capital, shall not be less than 15 percent of its aggregate risk weighted assets on-balance sheet and of risk adjusted value of off-balance sheet.

# Notes forming part of standalone financial statements

as at and for the year ended March 31, 2024

(All amounts are in ₹ Lakhs, unless otherwise stated)

## Regulatory capital

Particulars	As at March 31, 2024	As at March 31, 2023
Tier- I capital	239,242.28	217,733.11
Tier- II capital	9,560.60	8,433.38
<b>Total Capital</b>	<b>248,802.89</b>	<b>226,166.49</b>
Risk weighted assets	1,205,624.40	1,065,059.65
Tier- I capital ratio	19.84%	20.44%
Tier- II capital ratio	0.79%	0.79%
<b>Total Capital ratio</b>	<b>20.64%</b>	<b>21.24%</b>

## Financial risk management

The Company is exposed primarily to credit risk, liquidity, foreign currency and interest rate risk. The Company has a risk management policy which covers risk associated with the financial assets and liabilities. The risk management policy is approved by Board of Directors. The focus of the risk management is to assess the unpredictability of the financial environment and to mitigate potential adverse effect on the financial performance of the Company. The Company's principal financial liabilities comprises of borrowings, other financial liabilities and trade payables. The main purpose of these financial liabilities is to finance the Company's operations. The Company's principal financial assets include loans, investments and cash and cash equivalents that it derives directly from its operations.

### A Credit risk

It is risk of financial loss that the Company will incur because its customer or counterparty to financial instruments fails to meet its contractual obligation.

The Company's financial assets comprise of Cash and cash equivalents, Loans, Investments and Other financial assets.

The Company manages and controls credit risk by setting limits on the amount of risk it is willing to accept for individual counterparties, and by monitoring exposures in relations to such limits. Deposits with banks are considered to have negligible risk or nil risk, as they are maintained with high rated banks as approved by the Board of Directors. Investments comprise of temporary deployments in liquid and overnight mutual funds, unquoted equity instruments of associate company. The Company has a dedicated risk management team, which monitors the positions, exposures and margins on a continuous basis.

Following provides exposure to credit risk for Financial Instruments :

Particulars	As at March 31, 2024	As at March 31, 2023
Financial Assets at amortised cost- Loans (Gross)	1,333,306.48	1,159,681.67
Other financial assets at amortised cost	14.42	156.02
Non Fund Based Facility	32,493.87	45,087.60
<b>Total Gross exposure</b>	<b>1,365,814.78</b>	<b>1,204,925.29</b>
Less: Non Fund Based Facility	(32,493.87)	(45,087.60)
Less : Impairment loss allowances	(9,560.60)	(8,433.39)
Less: EIR adjustments	(8,359.26)	(5,256.95)
<b>Total carrying value</b>	<b>1,315,401.04</b>	<b>1,146,147.35</b>

Credit risk on Cash and Cash equivalents is considered to be Nil as these are generally held with leading banks.

The financial instruments covered within the scope of ECL include financial assets measured at amortised cost such as loans.



# Notes forming part of standalone financial statements

as at and for the year ended March 31, 2024

(All amounts are in ₹ Lakhs, unless otherwise stated)

## Loans

Loans comprise of NCDs and loans given to infrastructure companies for which a staged approach is followed for determination of ECL.

Stage 1: All Open positions in the loans and advances are considered as stage 1 assets for computation of expected credit loss. Exposure at default (EAD) for stage 1 assets is computed considering different scenarios of market movements based on an analysis of historical price movements of the index and macro-economic environment.

Stage 2: Exposures under stage 2 include dues upto 90 days pertaining to principal amount on closed positions and interest on all open positions of loans and advances.

Stage 3: Exposures under stage 3 include dues past 90 days pertaining to principal amount on closed positions and interest on all open positions of loans and advances.

Based on historical data, the Company assigns probability of default to stage 1 and stage 2 and applies it to the EAD to compute the ECL. For Stage 3 assets probability of default is considered as 100%.

Following table provides information about exposure to credit risk and ECL on loans and advances

Stage	As at March 31, 2024		As at March 31, 2023	
	Carrying amount	ECL	Carrying amount	ECL
Stage 1*	1,365,800.35	9,560.60	1,204,769.27	8,433.39
Stage 2	-	-	-	-
Stage 3	-	-	-	-

\* Carrying amount includes non-fund based exposure of ₹ 32,493.87 lakhs (previous year ₹ 45,087.60 lakhs)

The movement in the allowance for impairment in respect of loans

Particulars	As at March 31, 2024	As at March 31, 2023
Opening balance	(8,117.76)	(4,910.89)
Impairment provision recognised	(1,215.38)	(3,206.87)
Derecognition	-	-
Closing balance	(9,333.14)	(8,117.76)

The movement in the allowance for impairment in respect of off balance sheet exposure

Particulars	As at March 31, 2024	As at March 31, 2023
Opening balance	(315.61)	(183.59)
Impairment provision recognised	-	(132.02)
Derecognition	88.15	-
Closing balance	(227.46)	(315.61)

## Credit Concentration

The Company's loan portfolio is concentrated on infrastructure, as detailed below.

Particulars	As at March 31, 2024	As at March 31, 2023
Infrastructure	1,311,781.28	1,141,698.94
Non-Infrastructure	3,619.76	4,448.41
<b>Total</b>	<b>1,315,401.04</b>	<b>1,146,147.35</b>

# Notes forming part of standalone financial statements

as at and for the year ended March 31, 2024

(All amounts are in ₹ Lakhs, unless otherwise stated)

## 1) Credit risk measurement - loans and advances

The estimation of credit exposure for risk management purposes is complex and requires the use of models, as the exposure varies with changes in market conditions, expected cash flows and the passage of time. The assessment of credit risk of loans and advances (including certain loan commitments) entails further estimations as to the likelihood of defaults occurring, of the associated loss ratios and of default correlations with counterparties. The Company measures credit risk using probability of default (PD), exposure at default (EAD) and loss given default (LGD). This is similar to the approach used for the purpose of measuring expected credit loss (ECL) under Ind AS 109.

The Company's concentration risk is managed at the sector/sub-sector level. Sectoral limits have been laid down and reviewed every 6 months at the Risk Management Committee (RMC).

Sector/sub-sector	Exposure as % of total exposure	
	As at March 31, 2024	As at March 31, 2023
Solar	29.75%	35.14%
Roads	31.18%	28.08%
Transmission	2.79%	3.16%
Telecom	5.22%	6.78%
Natural Gas	1.03%	1.05%
Power Distribution	4.48%	6.74%
Airport	4.67%	4.99%
Solar & Wind (Hybrid)	11.07%	9.52%
Wind	7.45%	3.14%
Water & Sanitation	0.80%	0.00%
Logistics	1.04%	1.01%
Urban Public Transport	0.27%	0.37%
Data Center	0.25%	0.02%
<b>Total</b>	<b>100.00%</b>	<b>100.00%</b>

### a) Credit risk grading

The Company uses internal credit risk grading framework that reflects its assessment of the probability of default of individual counterparty. The Company uses internal rating model tailored to various categories of counterparties. Borrower and loan specific information collected at the time of initial application and annual re-rating exercise is fed into risk rating model. This is supplemented by external data such as credit bureau scoring information.

The framework is robust and comparable to credit models used by credit rating bureaus. The credit rating model considers various parameters (such as promoter strength, operating risk, market risk, financial factors, etc.) and a score is assigned to each parameter between 1 (lowest) to 5 (highest). The internal rating grade is based on the final score derived from the credit rating model.

# Notes forming part of standalone financial statements

as at and for the year ended March 31, 2024

(All amounts are in ₹ Lakhs, unless otherwise stated)

The Company's internal score scales and mapping of internal rating grades are set out below:

Internal score	Internal rating grades	Description of the grade
>4	iAAA	Highest Safety
3.91 - 4.00	iAA+	High Safety
3.81 - 3.90	iAA	
3.71 - 3.80	iAA-	
3.61 - 3.70	iA+	Adequate Safety
3.51 - 3.60	iA	
3.41 - 3.50	iA-	
3.11 - 3.40	iBBB+	Moderate Safety
2.81 - 3.10	iBBB	
2.61 - 2.80	iBBB-	
2.25 - 2.60	iBB+, iBB & iBB-	Moderate Risk
<2.25	iB, iC & iD	High Risk/ Very High Risk/ Default

As per risk rating policy, the Company does not finance the projects having internal rating grade below investment grade (iBBB-), arrived as per the above mentioned risk rating framework.

An annual review of the loans / debentures (credit substitutes) is conducted to determine the credit migration and rating of the portfolio. The analysis below summarises the credit quality of the Company's debt portfolio.

Internal rating grades	% of total customers		% of total outstanding	
	As at March 31, 2024	As at March 31, 2023	As at March 31, 2024	As at March 31, 2023
iAAA	0%	0%	0%	0%
iAA+, iAA, iAA-	30%	44%	29%	43%
iA+, iA, iA-	34%	23%	33%	23%
iBBB+	23%	17%	33%	26%
iBBB	12%	14%	4%	4%
iBBB-	1%	2%	1%	4%
<b>Total</b>	<b>100%</b>	<b>100%</b>	<b>100%</b>	<b>100%</b>

## b) Expected credit loss measurement

Ind AS 109 outlines a 'three-stage' model for impairment based on changes in credit quality since initial recognition as summarised below:

- A financial instrument that is not credit-impaired on initial recognition is classified in 'Stage 1' and has its credit risk continuously monitored by the Company.
- If a significant increase in credit risk ('SICR') since initial recognition is identified, the financial instrument is moved to 'Stage 2' but is not yet deemed to be credit-impaired. Refer note 34 (A)(b)(i) below for a description of how the Company determines when a significant increase in credit risk has occurred.
- If the financial instrument is credit-impaired, the financial instrument is then moved to 'Stage 3'. Refer note 34 (A)(b)(ii) below for a description of how the Company defines credit-impaired and default.

# Notes forming part of standalone financial statements

as at and for the year ended March 31, 2024

(All amounts are in ₹ Lakhs, unless otherwise stated)

- Financial instruments in Stage 1 have their ECL measured at an amount equal to the portion of lifetime expected credit losses that result from default events possible within the next 12 months. Instruments in Stages 2 or 3 have their ECL measured based on expected credit losses on a lifetime basis. Refer note 34 (A)(b)(iii) below for a description of inputs, assumptions and estimation techniques used in measuring the ECL.
- A pervasive concept in measuring ECL in accordance with Ind AS 109 is that it should consider forward-looking information.

The following diagram summarises the impairment requirements under Ind AS 109:

Change in credit quality since initial recognition		
Stage 1	Stage 2	Stage 3
(Initial recognition)	(Significant increase in credit risk since initial recognition)	(Credit-impaired assets)
<b>12-month expected credit losses</b>	<b>Lifetime expected credit losses</b>	<b>Lifetime expected credit losses</b>

## i) Significant increase in credit risk (SICR)

The Company considers a financial instrument to have experienced a significant increase in credit risk when one or more of the quantitative, qualitative or backstop criteria have been met.

### **Quantitative criteria:**

The credit risk on a financial asset of the Company are assumed to have increased significantly since initial recognition when contractual payments are more than 61 days past due. Accordingly the financial assets shall be classified as Stage 2, if on the reporting date, it has been more than 61 days past due.

### **Qualitative criteria:**

For all financial instruments held by the Company, if the borrower is on the watch list and/or the instrument meets one or more of the following criteria:

- Internal rating downgrade of two notches or more
- Any event/s of non-cooperation
- Evidence of diversion of funds

### **Backstop:**

A backstop is applied and the financial instrument considered to have experienced a significant increase in credit risk if the borrower is more than 61 days past due on its contractual payments.

The Company has not used the low credit risk exemption for any financial instruments in the year ended March 31, 2024 and March 31, 2023.

## ii) Default and credit-impaired asset

The Company defines a financial asset as in default, which is fully aligned with the definition of credit-impaired, when it meets one or more of the following criteria:

### **Quantitative criteria:**

The borrower is more than 90 days past due on its contractual payments to be considered in default.

### **Qualitative criteria:**

The borrower meets unlikeliness to pay criteria, which indicates the borrower is in significant financial difficulty. These are instances where:

- the borrower is in long-term forbearance
- the borrower is insolvent

# Notes forming part of standalone financial statements

as at and for the year ended March 31, 2024

(All amounts are in ₹ Lakhs, unless otherwise stated)

The criteria above have been applied to all financial instruments held by the Company and are consistent with the definition of default used for internal credit risk management purposes. The default definition has been applied consistently to model the probability of default (PD), exposure at default (EAD) and loss given default (LGD) throughout the Company's expected loss calculations.

### iii) Measuring ECL – Explanation of inputs, assumptions and estimation techniques

The Expected Credit Loss (ECL) is measured on either a 12-month (12M) or Lifetime basis depending on whether a significant increase in credit risk has occurred since initial recognition or whether an asset is considered to be credit-impaired. Expected credit losses are the discounted product of the probability of default (PD), exposure at default (EAD), and loss given default (LGD), defined as follows:

#### **PD Estimation:**

The PD represents the likelihood of a borrower defaulting on its financial obligation (as per "Definition of default and credit-impaired" above), either over the next 12 months (12M PD), or over the remaining lifetime (Lifetime PD) of the obligation.

The lifetime PD is developed by applying a maturity profile to the current 12M PD. The maturity profile looks at how defaults develop on a portfolio from the point of initial recognition throughout the lifetime of the loans. The maturity profile is based on historical observed data and is assumed to be the same across all assets within a portfolio and credit grade band. This is supported by historical analysis.

The credit quality of the portfolio is assessed using internally developed credit rating model. The internal rating grade is determined for every initial application and annual re-rating is also performed for all existing counterparties. In the absence of default/SMA history and limited number of counterparties involved, credit rating data available in public domain has been used to assign PDs to Internal rating grades.

- For Stage 1, 12 month PD are calculated. CRISIL 1 year cumulative default rate data and GDP forecast estimates have been used to arrive at 12 month PD for base case, best case and worst case economic scenarios.
- For Stage 2, Lifetime PD are calculated by considering the survival rate of the counterparty for the remaining maturity. The PD is based on CRISIL average transition matrices based on corporates.
- For Stage 3, Lifetime PD is taken as 100%.

#### **Internal rating grades – 12 month PD Mapping:**

Internal rating grades		PD%	PD%	PD%
		Base Case	Best Case	Worst Case
Highest Safety	iAAA	0.03%	0.03%	0.03%
High Safety	iAA+	0.03%	0.03%	0.06%
	iAA	0.03%	0.03%	0.06%
	iAA-	0.03%	0.03%	0.06%
Adequate Safety	iA+	0.03%	0.03%	0.11%
	iA	0.03%	0.03%	0.11%
	iA-	0.03%	0.03%	0.11%
Moderate Safety	iBBB+	0.29%	0.08%	0.87%
	iBBB	0.29%	0.08%	0.87%
	iBBB-	0.29%	0.08%	0.87%
Moderate Risk	iBB+	2.44%	1.14%	4.78%
	iBB	2.44%	1.14%	4.78%
	iBB-	2.44%	1.14%	4.78%
High Risk	iB	6.92%	3.91%	11.46%
Very High Risk	iC	18.65%	12.15%	26.97%
Default	iD	100.00%	100.00%	100.00%

# Notes forming part of standalone financial statements

as at and for the year ended March 31, 2024

(All amounts are in ₹ Lakhs, unless otherwise stated)

## **Exposure at default:**

EAD is based on the amounts the Company expects to be owed at the time of default, over the next 12 months (12M EAD) or over the remaining lifetime (Lifetime EAD).

For amortising products and bullet repayment loans, this is based on the contractual repayments owed by the borrower over a 12 month or lifetime basis. This will also be adjusted for any expected overpayments made by a borrower. Early repayment/refinance assumptions are also incorporated into the calculation.

## **Loss given default:**

Loss Given Default (LGD) represents the Company's expectation of the extent of loss on a defaulted exposure. LGD varies by type of counterparty, type and seniority of claim and availability of collateral or other credit support. LGD is expressed as a percentage loss per unit of exposure at the time of default (EAD). LGD is calculated on a 12-month or lifetime basis, where 12-month LGD is the percentage of loss expected to be made if the default occurs in the next 12 months and Lifetime LGD is the percentage of loss expected to be made if the default occurs over the remaining expected lifetime of the loan.

The 12-month and lifetime LGDs are determined based on the factors which impact the recoveries made post default. These vary by product type and security coverage.

- In case of re-financing of infrastructure project loans, the primary credit support is cash flow control and additional comfort is taken as project assets as collateral. In absence of actual instances of default and consequential recoveries, the LGD rates under "Foundation IRB approach" as prescribed by RBI, after considering the threshold level of collateralisation and required level of over collateralisation for full recognition of collateral, have been taken as a proxy measure.

## **ECL computation:**

The ECL is determined by projecting the PD, LGD and EAD for each future month and for each individual exposure or collective segment. These three components are multiplied together and adjusted for the likelihood of survival (i.e. the exposure has not prepaid or defaulted in an earlier month).

### **iv) Forward-looking information incorporated in the ECL model**

The assessment of SICR and the calculation of ECL both incorporate forward-looking information. The Company has performed historical analysis and identified the key economic variables impacting credit risk and expected credit losses for portfolio.

Judgment has also been applied in this process. Forecasts of these economic variables (the "base economic scenario") are provided on a regular basis and provide the best estimate view of the economy over the next five years.

The assessment of SICR is performed using the Lifetime PD under each of the base, and the other scenarios, multiplied by the associated scenario weighting, along with qualitative and backstop indicators. This determines whether the whole financial instrument is in Stage 1, Stage 2, or Stage 3 and hence whether 12-month or lifetime ECL should be recorded. Following this assessment, the Company measures ECL as either a probability weighted 12 month ECL (Stage 1), or a probability weighted lifetime ECL (Stages 2 and 3). These probability-weighted ECLs are determined by running each scenario through the relevant ECL model and multiplying it by the appropriate scenario weighing (as opposed to weighting the inputs).

# Notes forming part of standalone financial statements

as at and for the year ended March 31, 2024

(All amounts are in ₹ Lakhs, unless otherwise stated)

As with any economic forecasts, the projections and likelihoods of occurrence are subject to a high degree of inherent uncertainty and therefore the actual outcomes may be significantly different to those projected. The Company considers these forecasts to represent its best estimate of the possible outcomes and has analysed the non-linearities and asymmetries within the Company's different portfolios to establish that the chosen scenarios are appropriately representative of the range of possible scenarios.

The Company has identified the "GDP growth rate" as a key driver for the expected credit loss.

The following table sets out the assumptions used for base case, best case and worst case ECL scenarios, taking GDP growth rate as key driver for expected loss:

## Year ended March 31, 2024

ECL Scenario	Assigned probabilities %	2024	2025	2026	2027	2028
Base case	50%	6.50%	6.20%	6.10%	6.00%	6.00%
Best case	20%	9.33%	9.03%	8.93%	8.83%	8.83%
Worst case	30%	3.67%	3.37%	3.27%	3.17%	3.17%

## Year ended March 31, 2023

ECL Scenario	Assigned probabilities %	2023	2024	2025	2026	2027
Base case	50%	5.90%	6.30%	6.20%	6.10%	6.00%
Best case	20%	8.82%	9.22%	9.12%	9.02%	8.91%
Worst case	30%	2.98%	3.38%	3.28%	3.18%	3.08%

The GDP estimates are used to project the grade wise PD for base case, best case and worst case scenario. The final (weighted) ECL is arrived at by assigning 50%, 20% and 30% weights to the base case, best case and worst case ECL respectively.

The GDP estimates are presented for calendar years & not financials years.

Internal rating grades	Year ended March 31, 2024			Year ended March 31, 2023		
	Base case	Best case	Worst case	Base case	Best case	Worst case
Assigned probabilities %	50%	20%	30%	50%	20%	30%
ECL (₹ in lakhs)	1,002.35	296.20	2,113.10	918.84	365.55	2,741.42

Scenario weighted ECL as on March 31, 2024 is ₹ 1,194.34 lakhs (March 31, 2023 ₹ 1,354.95 lakhs).

### v) Financial assets measured on a collective basis

ECL is calculated on individual basis for all loan assets.

### vi) Proposal appraisal

The Company collects relevant project/ corporate documents and initiates appraisal of the proposal. The evaluation process encompasses establishment of viability of proposal including borrower's ability to service the loan. The evaluation is undertaken through a combination of review of project/corporate documents, external rating rationales (if any), meetings with project promoters/key officials, site visits, etc.

Proposals shall be approved by the Credit Committee post recommendation by the Management Committee

Term loans /debentures can have fixed rate or floating rate of interest linked to the Company's benchmark rate or another agreed benchmark. There may be interest reset after defined intervals.

# Notes forming part of standalone financial statements

as at and for the year ended March 31, 2024

(All amounts are in ₹ Lakhs, unless otherwise stated)

Below is the mix of assets with interest reset dates falling within 1 year and more than 1 year:

Particulars	As at	
	March 31, 2024	March 31, 2023
Less than 1 year	74%	62%
More than 1 year	26%	38%

## vii) Overview of modified and forborne loan

All the loan assets of the Company are categorised under Stage 1 and there are no modified or forborne loans.

## c) Credit risk exposure

### i) Maximum exposure to credit risk - Loans and debenture measured at amortised subject to impairment

The following table contains an analysis of the credit risk exposure of financial instruments for which an ECL allowance is recognised. The gross carrying amount of financial assets below also represents the Company's maximum exposure to credit risk on these assets.

Term loans and debentures	As at March 31, 2024			Total
	Stage 1	Stage 2	Stage 3	
<b>Performing</b>				
Highest Safety	-	-	-	-
High Safety	392,925.73	-	-	392,925.73
Adequate Safety	450,613.12	-	-	450,613.12
Moderate Safety	522,275.93	-	-	522,275.93
<b>Non- performing</b>				
Moderate Risk	-	-	-	-
High Risk/ Very High Risk/ Default	-	-	-	-
<b>Total</b>	<b>1,365,814.78</b>	-	-	<b>1,365,814.78</b>

Term loans and debentures	As at March 31, 2023			Total
	Stage 1	Stage 2	Stage 3	
<b>Performing</b>				
Highest Safety	-	-	-	-
High Safety	398,429.03	-	-	398,429.03
Adequate Safety	379,650.43	-	-	379,650.43
Moderate Safety	426,845.83	-	-	426,845.83
<b>Non- performing</b>				
Moderate Risk	-	-	-	-
High Risk/ Very High Risk/ Default	-	-	-	-
<b>Total</b>	<b>1,204,925.29</b>	-	-	<b>1,204,925.29</b>

### ii) Maximum exposure to credit risk - Financial instruments not subject to impairment

The Company does not have any exposure to Financial instruments not subjected to impairment. The Company is exposed to credit risk from investments held in debt-oriented mutual fund units. These investments are measured at fair value through profit and loss. The following table contains an analysis of the maximum credit risk exposure from investment in mutual funds not subject to impairment (i.e. measured at FVTPL):



## Notes forming part of standalone financial statements

as at and for the year ended March 31, 2024

(All amounts are in ₹ Lakhs, unless otherwise stated)

### iii) Collateral and other credit enhancement

The amount and type of collateral required depends on an assessment of the credit risk of the counterparty. Guidelines are in place covering the acceptability and valuation of each type of collateral.

The Company employs a range of policies and practices to mitigate credit risk. The most common of these is accepting collateral for funds advanced. The Company has internal policies on the acceptability of specific classes of collateral or credit risk mitigation.

The Company prepares a valuation of the collateral obtained as part of the loan origination process. This assessment is reviewed periodically. The principal collateral types are:

- charges over tangible assets such as property, plant and equipment; and
- charges over book debts, inventories, bank deposits, and other working capital items; and
- charges over financial instruments such as debt securities and equities.

The fair value of collateral affects the calculation of ECLs. It is generally assessed, at a minimum, at inception and re-assessed on a regular basis.

Particulars	Gross Exposure	Impairment allowance	Undrawn amount and Non Fund Based Facility	EIR Adjustment	Carrying amount	Fair value of collateral held
<b>As at March 31, 2024</b>						
<b>Loans to corporate entities/individuals:</b>						
- Term loans	1,016,594	7,116.16	-	1,529.32	1,007,948.82	1,607,765.35
- Debentures and bonds	311,778	2,182.45	-	6,829.95	302,766.00	2,037,398.32
- Accrued interest on loans, debentures and bonds	4,933.79	34.54	-	-	4,899.25	4,933.79
- Other financial Asset	14.42	-	-	-	14.42	14.42
- Non-Fund Based facility	32,493.87	227.46	32,493.87	-	(227.46)	51,547.90
<b>Total</b>	<b>1,365,814.78</b>	<b>9,560.61</b>	<b>32,493.87</b>	<b>8,359.27</b>	<b>1,315,401.04</b>	<b>3,701,659.79</b>
<b>As at March 31, 2023</b>						
<b>Loans to corporate entities/individuals:</b>						
- Term loans	758,949.06	5,312.64	-	4,655.24	748,981.18	1,008,736.14
- Debentures and bonds	397,495.05	2,782.47	-	601.73	394,110.85	1,966,996.99
- Accrued interest on loans, debentures and bonds	3,237.56	22.65	-	-	3,214.91	3,237.56
- Other financial Asset	156.02	-	-	-	156.02	156.02
- Non-Fund Based facility	45,087.60	315.61	45,087.60	-	(315.61)	60,128.54
<b>Total</b>	<b>1,204,925.29</b>	<b>8,433.37</b>	<b>45,087.60</b>	<b>5,256.97</b>	<b>1,146,147.35</b>	<b>3,039,255.25</b>

### iv) Loss allowance

The loss allowance recognised in the year is impacted by a variety of factors, as described below:

- transfers between Stage 1 and Stages 2 or 3 due to financial instruments experiencing significant increases (or decreases) of credit risk or becoming credit-impaired in the year, and the consequent “step up” (or “step down”) between 12-month and Lifetime ECL;
- additional allowances for new financial instruments recognised during the year, as well as releases for financial instruments de-recognised in the year;

## Notes forming part of standalone financial statements

as at and for the year ended March 31, 2024

(All amounts are in ₹ Lakhs, unless otherwise stated)

- impact on the measurement of ECL due to changes in PDs, EADs and LGDs in the year, arising from regular refreshing of inputs to models;
- impacts on the measurement of ECL due to changes made to models and assumptions;
- financial assets derecognised during the period and write-offs of allowances related to assets that were written off during the year.

### An analysis of change in the gross carrying amount of the loan portfolio and corresponding loss allowance:

The following table further explains changes in the gross carrying amount of the loan portfolio to help explain their significance to the changes in the loss allowance for the same portfolio as discussed below:

Term loans and debentures	Year ended March 31, 2024			Total
	Stage 1	Stage 2	Stage 3	
Opening balance	1,154,424.70	-	-	1,154,424.70
New assets originated or purchased	615,432.94	-	-	615,432.94
Assets derecognised or repaid	(444,910.42)	-	-	(444,910.42)
Transfers to Stage 1	-	-	-	-
Transfers to Stage 2	-	-	-	-
Transfers to Stage 3	-	-	-	-
Amounts written off	-	-	-	-
<b>Closing balance</b>	<b>1,324,947.22</b>	-	-	<b>1,324,947.22</b>

Term loans and debentures	Year ended March 31, 2023			Total
	Stage 1	Stage 2	Stage 3	
Opening balance	699,194.28	-	-	699,194.28
New assets originated or purchased	690,437.27	-	-	690,437.27
Assets derecognised or repaid	(235,206.85)	-	-	(235,206.85)
Transfers to Stage 1	-	-	-	-
Transfers to Stage 2	-	-	-	-
Transfers to Stage 3	-	-	-	-
Amounts written off	-	-	-	-
<b>Closing balance</b>	<b>1,154,424.70</b>	-	-	<b>1,154,424.70</b>

The following table explains the changes in the loss allowance between the beginning and at the end of the annual year due to various factors:

Term loans and debentures	Year ended March 31, 2024			Total
	Stage 1	Stage 2	Stage 3	
Opening balance	8,117.76	-	-	8,117.76
New assets originated or purchased	4,329.75	-	-	4,329.75
Assets derecognised or repaid	(3,114.37)	-	-	(3,114.37)
Net remeasurement of loss allowance	-	-	-	-
Transfers to Stage 1	-	-	-	-
Transfers to Stage 2	-	-	-	-
Transfers to Stage 3	-	-	-	-
Amounts written off	-	-	-	-
<b>Closing balance</b>	<b>9,333.14</b>	-	-	<b>9,333.14</b>

## Notes forming part of standalone financial statements

as at and for the year ended March 31, 2024

(All amounts are in ₹ Lakhs, unless otherwise stated)

Term loans and debentures	Year ended March 31, 2023			Total
	Stage 1	Stage 2	Stage 3	
Opening balance	4,910.89	-	-	4,910.89
New assets originated or purchased	4,853.32	-	-	4,853.32
Assets derecognised or repaid	(1,646.45)	-	-	(1,646.45)
Net remeasurement of loss allowance	-	-	-	-
Transfers to Stage 1	-	-	-	-
Transfers to Stage 2	-	-	-	-
Transfers to Stage 3	-	-	-	-
Amounts written off	-	-	-	-
<b>Closing balance</b>	<b>8,117.76</b>	<b>-</b>	<b>-</b>	<b>8,117.76</b>

The origination of new loan assets is the primary factor that contributed to the change in the loss allowance during the year.

### B Liquidity risk

Liquidity risk is defined as the risk that the Company will not be able to settle or meet its obligations on time or at a reasonable price. For the Company, liquidity risk arises from obligations on account of financial liabilities viz. Trade payables, Borrowings and other financial liabilities.

#### Liquidity risk framework

The Company's management is responsible for liquidity and funding as well as settlement management. In addition, processes and policies related to such risks are overseen by senior management. Management monitors the Company's net liquidity position through rolling forecasts on the basis of expected cash flows.

Category	Limits
Limits on cumulative negative gaps, as a % of cumulative outflows [maximum]	-10% of cumulative outflows for 0 to 14 days -20% of cumulative outflows for 15 days to 1 year
Capital adequacy ratio (CRAR) [minimum]	15%
Capital Classification	Tier II Capital shall not exceed Tier I Capital
Earnings at Risk (EaR)	₹ 30 crore or 15% of the Annual Budgeted Net Interest Income; whichever is lower
Liquidity Coverage Ratio (LCR)	0.85

#### Financing arrangements

The Company had access to following undrawn borrowing facilities at the end of the reporting year:

Particulars	As at March 31, 2024	As at March 31, 2023
<b>Floating rate</b>		
<b>Borrowings</b>		
Expiring within one year	245,500.00	57,500.00
Expiring beyond one year	-	-
<b>Total</b>	<b>245,500.00</b>	<b>57,500.00</b>

### C Market Risk

Market risk is the risk that the fair value of future cash flows of a financial instrument will fluctuate because of changes in market prices. Market risk comprises three types of risk: Foreign currency risk, interest rate risk and price risk.

# Notes forming part of standalone financial statements

as at and for the year ended March 31, 2024

(All amounts are in ₹ Lakhs, unless otherwise stated)

## (i) Foreign currency risk

The Company was exposed to foreign exchange risk arising from foreign currency transactions, primarily with respect to the US Dollar in the year ended March 31, 2024 and March 31, 2023. During FY24, the Company had converted a part of its borrowing to FCNR loan for a period of 6 months as per the terms with the bank. As per the foreign currency hedging policy of the Company, this FCNR loan exposure was fully hedged for principal and interest over the outstanding period and accordingly there was no risk in terms of the foreign currency movement.

### Foreign currency risk management

In respect of the foreign currency transactions for expenses, the Company does not hedge the exposures since it relates only to a small value of foreign currency expense and the management believes that the same is insignificant in nature and will not have a material impact on the Company.

The Company's exposure to foreign currency risk at the end of reporting period are as under:

Particulars	As at March 31, 2024	As at March 31, 2023
<b>Financial liabilities</b>		
<b>Provisions</b>		
USD Exposure (in ₹ lakhs)	-	-
<b>Financial Assets</b>		
<b>Trade receivables</b>		
USD Exposure (in ₹ lakhs)	-	-
<b>Net exposure to foreign currency risk</b>	-	-

### Sensitivity to foreign currency risk

The following table demonstrates the sensitivity in USD with all other variables held constant. The below impact on the Company's profit before tax is based on changes in the fair value of unhedged foreign currency monetary liabilities and asset at balance sheet date:

Currencies	As at March 31, 2024		As at March 31, 2023	
	Increase by 5%	Decrease by 5%	Increase by 5%	Decrease by 5%
USD	-	-	-	-

## (ii) Cash flow and fair value interest rate risk

Interest rate risk is the potential loss arising from fluctuations in market interest rates. In order to mitigate the interest rate risk, the Company periodically reviews its lending rates and the weighted average cost of borrowing, based on prevailing market rates. The Company is subject to interest rate risk, primarily on loans and borrowings at floating rate. Interest rates are highly sensitive to many factors beyond control, including the monetary policies of the Reserve Bank of India, deregulation of the financial sector in India, domestic and international economic and political conditions, inflation and other factors. The Company's policy is to minimize interest rate cash flow risk exposures on long-term financing. The interest rate risk is managed by the analysis of interest rate sensitivity gap statements and by evaluating the creation of assets and liabilities with a mix of fixed and floating interest rates.

Below is the overall exposure of the Company to interest rate risk:

Particulars	As at March 31, 2024	As at March 31, 2023
<b>Variable rate liabilities</b>		
Borrowings	942,127.20	774,452.18
<b>Variable rate assets</b>		
Loans	1,001,153.51	735,238.53

# Notes forming part of standalone financial statements

as at and for the year ended March 31, 2024

(All amounts are in ₹ Lakhs, unless otherwise stated)

## Sensitivity

The sensitivity of the statement of profit and loss is the effect of the changes in market interest rates on borrowings and loans given. Below is the impact on the Company's profit before tax due to interest rate sensitivity.

Particulars	As at March 31, 2024	As at March 31, 2023
Interest rates – increase by 0.50%	295.13	(196.07)
Interest rates – decrease by 0.50%	(295.13)	196.07

\* Holding all other variables constant

## (iii) Price risk

The Company is not exposed to price risk as at March 31, 2024 and March 31, 2023.

## D Operational Risk

Operational risk is the risk of loss arising from systems failure, human error, fraud or from external events. The operational risks of the Company are managed through comprehensive internal control systems and procedures and key back up processes. This enables the management to evaluate key areas of operational risks and the process to adequately mitigate them on an ongoing basis. The Internal Audit function also enables mitigation on an ongoing basis. The Company has put in place a robust Disaster Recovery (DR) plan, which is periodically tested. Business Continuity Plan (BCP) is further put in place to ensure seamless continuity of operations including services to customers, when confronted with adverse events such as natural disasters, technological failures, human errors, terrorism, etc. Periodic testing is carried out to address gaps in the framework, if any.

## 36 Segment reporting

Operating segments are reported in a manner consistent with the internal reporting provided to the Chief Operating Decision Maker (CODM). The Company operates in a single reportable segment i.e. lending loans to infrastructure companies, since the nature of the loans are exposed to similar risk and return profiles. The Company operates in a single geographical segment i.e. India.

### (a) Segment revenue

The Company operates as a single segment. The segment revenue is measured in the same way as in the statement of income and expenditure.

Particulars	For the year ended March 31, 2024	For the year ended March 31, 2023
Segment revenue		
- India	119,570.15	78,911.95
- Outside India	-	-
<b>Total</b>	<b>119,570.15</b>	<b>78,911.95</b>

### Revenue from major customers

For the years ended March 31, 2024 and March 31, 2023, no single customer of the company contributed more than 10% of the Company's total revenues.

# Notes forming part of standalone financial statements

as at and for the year ended March 31, 2024

(All amounts are in ₹ Lakhs, unless otherwise stated)

## (b) Segment assets and segment liabilities

Particulars	As at March 31, 2024	As at March 31, 2023
Segment assets		
- India	1,461,590.53	1,288,714.66
- Outside India	-	-
Segment liabilities		
- India	1,161,064.17	1,008,727.80
- Outside India	-	-

## 37 Collateral / security pledged

The carrying amount of assets pledged as security for borrowings availed by the Company:

Particulars	As at March 31, 2024	As at March 31, 2023
<b>Pledged as security against borrowings</b>		
Receivables and Loan Assets	1,328,372.70	1,156,444.11
Other financial assets	14.42	156.02
<b>Total</b>	<b>1,328,387.12</b>	<b>1,156,600.13</b>

## 38 Employee benefits

### (A) Labour Law

The Indian Parliament has approved the Code on Social Security, 2020 which subsumes the Provident Fund and the Gratuity Act and rules thereunder. The Ministry of Labour and Employment has also released draft rules thereunder on November 13, 2020 and has invited suggestions from stakeholders which are under active consideration by the Ministry. The Company will evaluate the rules, assess the impact, if any and account for the same once the rules are notified and become effective.

### (B) Defined Contribution Plan: Following amount is recognized as an expense

Particulars	For the year ended March 31, 2024	For the year ended March 31, 2023
Provident fund and other fund	94.90	65.82

### (C) Defined Benefit Plan

The Company has a defined benefit gratuity plan in India. Every employee who has completed five years or more of service is eligible for gratuity on cessation of employment and it is computed at 15 days salary (last drawn salary) for each completed year of service subject to such limit as prescribed by The Payment of Gratuity Act, 1972 as amended from time to time. The company carries a provision in the financial statements based on actuarial valuation.

# Notes forming part of standalone financial statements

as at and for the year ended March 31, 2024

(All amounts are in ₹ Lakhs, unless otherwise stated)

## Contribution to Gratuity fund

In accordance with Indian Accounting Standard 19, actuarial valuation was done in respect of the aforesaid defined benefit plan of gratuity based on the following assumptions:

Particulars	For the year ended March 31, 2024	For the year ended March 31, 2023
<b>(i) Actuarial assumptions</b>		
Discount rate (per annum)	7.20%	7.50%
Salary escalation rate	9.90%	9.00%
Retirement age	60	60
<b>(ii) Asset information</b>		
The Company is responsible for the overall governance of the plan.		
<b>(iii) Changes in the present value of defined benefit obligation</b>		
Defined benefit obligation at beginning of year	60.66	27.02
Current Service Cost	26.76	23.45
Benefit payments from plan	(3.20)	-
Interest cost	4.54	1.97
Actuarial losses on obligations	(8.62)	8.22
<b>Defined benefit obligation at end of year</b>	<b>80.14</b>	<b>60.66</b>
<b>(iv) Changes in the Fair value of plan assets</b>		
Fair value of plan assets at beginning of the year	-	-
Return on plan assets (excluding interest income)	-	-
Employer contributions	3.20	-
Benefit payments from plan assets	(3.20)	-
Actuarial gains	-	-
<b>Fair value of Plan assets at the end of the year</b>	<b>-</b>	<b>-</b>

## (v) Assets and liabilities recognised in the balance sheet

Particulars	As at March 31, 2024	As at March 31, 2023
Defined benefit obligation	80.14	60.66
Fair value of plan assets	-	-
<b>Net defined benefit liability</b>	<b>80.14</b>	<b>60.66</b>

## (vi) Expenses recognised in the Statement of Profit and Loss

Particulars	For the year ended March 31, 2024	For the year ended March 31, 2023
Current Service cost	26.76	23.45
Interest cost on net defined benefit obligation	4.54	1.97
Past Service cost	-	-
<b>Total expenses recognised in the Statement of Profit and Loss</b>	<b>31.30</b>	<b>25.42</b>

Included in note 'Employee benefits expense'

# Notes forming part of standalone financial statements

as at and for the year ended March 31, 2024

(All amounts are in ₹ Lakhs, unless otherwise stated)

**(vii) Expenses recognised in the Statement of other comprehensive income**

Particulars	For the year ended March 31, 2024	For the year ended March 31, 2023
Opening amount recognized in OCI outside P&L account	8.87	0.65
Effect of changes in actuarial assumptions	(3.67)	(1.72)
Experience adjustments	(4.95)	9.94
<b>Total remeasurements included in OCI</b>	<b>0.25</b>	<b>8.87</b>

**(viii) Sensitivity Analysis:**

Particulars	As at March 31, 2024	As at March 31, 2023
Present value obligation		
Discount rate +50 basis points	76.94	56.64
Discount rate-50 basis points	83.57	65.08
Salary Increase Rate +50 basis points	82.69	63.75
Salary Increase Rate-50 basis points	77.68	57.45

**(ix) Projected plan cash flow**

Maturity Profile	As at March 31, 2024	As at March 31, 2023
Expected total benefit payments		
Year 1	2.68	0.18
Year 2	5.73	0.46
Year 3	6.61	1.39
Year 4	19.27	1.78
Year 5	7.16	16.86
Next 5 years	125.32	191.05

**(x) Provision for leave encashment**

Maturity Profile	As at March 31, 2024	As at March 31, 2023
Liability for compensated absences	198.36	163.97

**(xi) Information in respect of Long Term Incentive Plan:**

Particulars	Details
Nature and extent of Long Term Incentive Plan that existed as at the year end along with general terms and conditions	<p>Aseem Long Term Incentive Plan- Scheme I ("LTIP"/ "Plan")</p> <p>Under the LTIP Plan approved by the Board of Directors in their meeting dated February 14, 2024, eligible grantee employees will receive cash on settlement of vested LTIP units basis the fair market value of the equity share of the Company, subject to the terms and conditions specified in the Plan. This Plan envisages the grant of LTIP units to eligible employees for financial years FY21 to FY25.</p> <p>Under the Plan, during the current year, 53,52,216 LTIP units have been granted to eligible employees for recognizing performance for the financial years FY21, FY22 and FY23.</p>
Settlement Method	Cash- Settled
Vesting period	2-4 years



## Notes forming part of standalone financial statements

as at and for the year ended March 31, 2024

(All amounts are in ₹ Lakhs, unless otherwise stated)

Particulars	Details
Method used to estimate the fair value of outstanding units granted to employees	Black - Scholes Option Pricing model. The said model considers parameters such as current value of share price, settlement price, expected date of settlement, etc. The number of units outstanding as at 31st March, 2024 is 53,52,216 and the fair value is ₹17.20 per unit.
Total expense recognised in the Statement of Profit and Loss	The expense has been calculated using the fair value method of accounting for LTIP units issued under the LTIP Plan. The employee benefits expense as per fair value method accounted during the financial year 2023-24 is ₹585.24 lakhs (Refer Note 25). The amount carried in the Balance sheet as Provision for Long Term Incentive Plan is ₹585.24 lakhs (Refer Note 17).

### 39 Maturity analysis of assets and liabilities

The table below shows an analysis of assets and liabilities analysed according to when they are expected to be recovered or settled:

Assets	As at March 31, 2024			As at March 31, 2023		
	Within 12 months	After 12 months	Total	Within 12 months	After 12 months	Total
<b>Financial assets</b>						
Cash and cash equivalents	47,630.89	-	47,630.89	49,503.46	-	49,503.46
Loans	311,126.24	1,004,487.84	1,315,614.08	89,381.61	1,056,925.33	1,146,306.94
Investments	-	86,411.86	86,411.86	-	86,411.86	86,411.86
Other financial assets	265.97	-	265.97	51.88	338.59	390.47
<b>Non-Financial assets</b>						
Current tax assets (net)	-	4,732.34	4,732.34	363.68	-	363.68
Deferred tax assets (net)	-	4,319.22	4,319.22	-	3,322.59	3,322.59
Property, plant and equipment	-	588.28	588.28	-	36.86	36.86
Intangible assets	-	103.48	103.48	-	114.42	114.42
Capital work in progress	-	-	-	-	7.25	7.25
Right of use assets	-	1,674.52	1,674.52	-	2,124.16	2,124.16
Other non-financial assets	249.89	-	249.89	132.97	-	132.97
<b>Total Assets</b>	<b>359,272.99</b>	<b>1,102,317.54</b>	<b>1,461,590.53</b>	<b>139,433.60</b>	<b>1,149,281.07</b>	<b>1,288,714.67</b>
<b>Liabilities</b>						
<b>Financial Liabilities</b>						
Trade payables	23.59	-	23.59	15.00	-	15.00
Debt securities	69,480.36	138,372.50	207,852.85	34,867.96	181,796.28	216,664.24
Borrowings (other than debt securities)	185,153.48	762,599.48	947,752.96	104,185.63	683,394.22	787,579.85
Lease liability	403.28	1,398.78	1,802.06	370.02	1,820.93	2,190.95
Other financial liabilities	2,270.34	-	2,270.34	1,278.93	252.18	1,531.11
<b>Non Financial Liabilities</b>						
Provisions	198.36	892.84	1,091.20	45.62	494.62	540.24
Other non-financial liabilities	271.18	-	271.18	206.41	-	206.41
<b>Total Liabilities</b>	<b>257,800.59</b>	<b>903,263.60</b>	<b>1,161,064.19</b>	<b>140,969.56</b>	<b>867,758.23</b>	<b>1,008,727.79</b>

# Notes forming part of standalone financial statements

as at and for the year ended March 31, 2024

(All amounts are in ₹ Lakhs, unless otherwise stated)

## 40 Ind AS 116 - Leases:

As a lessee the Company classified property leases as operating leases under Ind AS 116. These include office premises taken on lease. The lease typically run for a period of one to five years. Lease include conditions such as non-cancellable period, notice period before terminating the lease or escalation of rent upon completion of part tenure of the lease in line with inflation in prices. The Company had entered into a long term lease of its office premises in the previous year.

Information about the lease for which the Company is a lessee is presented below.

### (I) Right-of-use assets

Particulars	As at March 31, 2024	As at March 31, 2023
Balance at the beginning of the year	2,124.16	-
Additions during the year	2.03	2,255.75
Deletion during the year	-	-
Depreciation charge for the year	(451.67)	(131.59)
Balance at the end of the year	<b>1,674.52</b>	<b>2,124.16</b>

### (II) Movement of Lease liabilities

Particulars	As at March 31, 2024	As at March 31, 2023
Balance at the beginning of the year	2,190.95	-
Additions during the year	2.03	2,164.86
Deletion during the year	-	-
Finance cost for the year	161.53	50.97
Payment of lease liabilities for the year	(552.45)	(24.88)
Balance at the end of the year	<b>1,802.06</b>	<b>2,190.95</b>

### (III) Future minimum lease payments under non-cancellable operating lease were payable as follows:

Particulars	As at March 31, 2024	As at March 31, 2023
Less than one month	47.64	45.38
Between one and three months	95.29	90.75
Between three months and one year	389.49	414.12
Between one and five years	1,559.68	2,092.10
More than 5 years	-	-

### (IV) Amounts recognized in the Statement of Profit and Loss:

Particulars	For the year ended March 31, 2024	For the year ended March 31, 2023
Interest on lease liabilities	161.53	50.97
Depreciation on Right-of-use assets	451.67	131.59

### (V) Amounts recognised in statement of cash flows:

Particulars	For the year ended March 31, 2024	For the year ended March 31, 2023
Total cash outflow for leases	552.45	24.88

Company has considered entire lease term of 5 years for the purpose of determination of Right of Use assets and Lease liabilities.

# Notes forming part of standalone financial statements

as at and for the year ended March 31, 2024

(All amounts are in ₹ Lakhs, unless otherwise stated)

## 41 Capital Management

The Company maintains an actively managed capital base to cover risks inherent in the business and is meeting capital adequacy requirements of the local banking supervisor, Reserve Bank of India (RBI). The adequacy of the Company's capital is monitored using, amongst other measures, the regulations issued by RBI. Company has complied in full with all its externally imposed capital requirements over the reported year. The primary objectives of the Company's capital management policy are to ensure that the Company complies with externally imposed capital requirements and maintains strong credit ratings and healthy capital ratios in order to support its business and to maximise shareholder value.

The Company manages its capital structure and makes adjustments to it according to changes in economic conditions and the risk characteristics of its activities. No changes have been made to the objectives, policies and processes from the previous year. However, they are under constant review by the Board.

The following additional information is disclosed in terms of the RBI circular (Ref No. DNBR .PD. 008 / 03.10.119 / 2016-17 dated September 01, 2016) and RBI circular DNBR(PD) CC No. 053 / 03.10.119 / 2015-16 :

Items	As at March 31, 2024	As at March 31, 2023
i. CRAR (%)	20.64%	21.24%
ii. CRAR- Tier I capital (%)	19.84%	20.44%
ii. CRAR- Tier II capital (%)	0.79%	0.79%

As per RBI Prudential norms, the minimum CRAR requirement for NBFCs is 15% and the Company has maintained CRAR well above the regulatory norms throughout the year.

Regulatory capital-related information is presented as a part of the RBI mandated disclosures. The RBI norms require capital to be maintained at prescribed levels. In accordance with such norms, Tier I capital of the company comprises of share capital, share premium, reserves and Tier II capital comprises of provision on loans that are not credit-impaired. There were no changes in the capital management process during the years presented.

## 42 Ratio and its elements

Ratios	Numerator	Denominator	31 March 2024	31 March 2023	% change	Reason for variance
Current Ratio	Current Assets	Current Liabilities	NA	NA	NA	
Debt-Equity Ratio	Total Debt	Shareholder's Equity	3.85	3.59	7.21%	Presentation issue as it the part of debt-Equity ratio
Debt Service Coverage Ratio	Earnings for debt service = Net profit after taxes + Non-cash operating expenses	Debt service = Interest & Lease Payments + Principal Repayments	NA	NA	NA	
Return on Equity Ratio	Net Profits after taxes – Preference Dividend	Average Shareholder's Equity	7.07%	5.35%	32.22%	Higher profitability during the year.
Inventory Turnover Ratio	Cost of goods sold	Average Inventory	NA	NA	NA	
Trade Receivables Turnover Ratio	Net credit sales = Gross credit sales- sales return	Average Trade Receivable	NA	NA	NA	

# Notes forming part of standalone financial statements

as at and for the year ended March 31, 2024

(All amounts are in ₹ Lakhs, unless otherwise stated)

Ratios	Numerator	Denominator	31 March 2024	31 March 2023	% change	Reason for variance
Trade Payables Turnover Ratio	Net credit purchases = Gross credit purchases - purchase return	Average Trade Payables	NA	NA	NA	
Net Capital Turnover Ratio	Net sales = Total sales - sales return	Working capital = Current assets – Current liabilities	NA	NA	NA	
Net Profit Ratio	Net Profit	Net sales = Total sales - sales return	NA	NA	NA	
Return on Capital employed	Earnings before taxes	Average Capital Employed = Tangible Net Worth + Total Debt + Deferred Tax Liability	1.96%	1.77%	10.36%	
Capital to risk-weighted assets ratio (CRAR)	Total capital funds	Total Risk weighted Assets/Exposures	20.64%	21.24%	-2.82%	Marginally higher leverage during the year.
Tier I CRAR	Tier I capital	Total Risk weighted Assets/Exposures	19.84%	20.44%	-2.93%	Marginally higher leverage during the year.
Tier II CRAR	Tier II capital	Total Risk weighted Assets/Exposures	0.79%	0.79%	0.15%	
Return on Investment	Interest (Finance Income)	Investment	0.00%	0.00%	0.00%	Investment is strategic equity investment.

**43** Details of loans transferred / acquired during the year ended March 31, 2024 and March 31, 2023 under the RBI Master Direction on Transfer of Loan Exposures dated September 24, 2021 are given below:

- The Company has not transferred any non-performing assets during both the years.
- The Company has not transferred any Special Mention Accounts (SMA) during both the years.
- The Company has not acquired any stressed assets during both the years.
- Details of Rupee term loans not in default acquired are given below:

Particulars	As at March 31, 2024	As at March 31, 2023
Aggregate amount of loans acquired	189,955.00	123,609.02
Weighted average residual maturity (in years)	9.50	13.08
Retention of beneficial economic interest by originator	Nil	Nil
Security coverage	100%	100%
Rating wise distribution of rated loans	BBB- to AA-	A- to AA+

- For details of loans not in default transferred by the Company are given below:

Particulars	As at March 31, 2024	As at March 31, 2023
Aggregate amount of loans transferred	50,138.00	-
Weighted average residual maturity (in years)	7.05	-
Retention of beneficial economic interest by originator	Nil	-
Security coverage	100%	-
Rating wise distribution of rated loans	A+/AA/BBB+	-

## Notes forming part of standalone financial statements

as at and for the year ended March 31, 2024

(All amounts are in ₹ Lakhs, unless otherwise stated)

**44** The following additional information (other than what is already disclosed elsewhere) is disclosed in terms of RBI Circular No. DOR.ACC.REC.No.20/21.04.018/2022-23 dated April 19, 2022

- (i) There are no intra-group exposures as at March 31, 2024 and March 31, 2023 except the strategic investment in the associate company NIIF Infrastructure Finance Limited of ₹ 86,411.86 lakhs (previous year ₹ 86,411.86 lakhs).
- (ii) There is no foreign currency exposure as at March 31, 2024 (previous year - Nil).
- (iii) There is no breach of covenant of loans availed or debt securities issued for year ended March 31, 2024 and March 31, 2023.
- (iv) Sectoral exposure

Sectors	As at March 31, 2024			As at March 31, 2023		
	Total Exposure (includes on balance sheet and off- balance sheet exposure)	Gross NPAs	Percentage of Gross NPAs to total exposure in that sector	Total Exposure (includes on balance sheet and off- balance sheet exposure)	Gross NPAs	Percentage of Gross NPAs to total exposure in that sector
1. Agriculture and Allied Activities	-	-	-	-	-	-
2. Industry						
a. Vehicles, Vehicle Parts & Transport Equipment	3,645.39	-	-	4,479.93	-	-
b. Infrastructure						
i) Power	63,417.43	-	-	83,619.24	-	-
ii) Telecommunications	70,908.53	-	-	81,302.93	-	-
iii) Roads	423,140.95	-	-	336,437.43	-	-
iv) Airports	63,504.52	-	-	59,851.03	-	-
v) Electricity Transmission	37,867.53	-	-	23,861.07	-	-
vi) Solar Renewal Energy	554,476.42	-	-	547,761.47	-	-
vii) Wind Energy	98,178.13	-	-	37,324.35	-	-
viii) Other Infrastructure	42,302.20	-	-	24,874.85	-	-
Total of Industry	1,357,441.09	-	-	1,199,512.30	-	-
3. Services	-	-	-	-	-	-
4. Personal Loans	-	-	-	-	-	-
5. Others, if any (please specify)	-	-	-	-	-	-

# Notes forming part of standalone financial statements

as at and for the year ended March 31, 2024

(All amounts are in ₹ Lakhs, unless otherwise stated)

(v) The following are the details of transactions and balances as at March 31, 2024 with related parties

Related Party/Items	Parent (as per ownership) or control	Subsidiaries	Associates / Joint Ventures	Key Management Personnel <sup>3</sup>	Relatives of key Management Personnel	Key Management Personnel Director	Others (Investing Party, Subsidiaries, Joint Ventures, Employee Benefit Companies of Investing Party and their Group Companies / Associates / Joint Ventures) <sup>9</sup>	Total
<b>Balances as at March 31</b>								
Investment by Parent (Note 4)	140,563.79 (140,563.79)	-	-	-	-	-	-	140,563.79 (140,563.79)
Investment in equity shares	-	-	86,411.86 (86,411.86)	-	-	-	-	86,411.86 (86,411.86)
Other Liability (Note 5)	-	-	(3.72)	-	-	-	10.80	10.80 (3.72)
Others Assets (Note 6)	-	-	(0.66)	-	-	-	-	- (0.66)
<b>Transaction during the year</b>								
Sale of loan assets	-	-	47,832.97	-	-	-	-	47,832.97 -
<b>Income/ Expenditure</b>								
Remuneration to KMPs	-	-	-	626.11 (409.14)	-	-	-	626.11 (409.14)
Director sitting fee	-	-	-	-	-	36.60 (22.20)	-	36.60 (22.20)
Other Receipts (Note 7)	-	-	13.14 (0.61)	-	-	-	-	13.14 (0.61)
Others Expenses (Note 8)	-	-	46.32 (54.20)	-	-	-	12.50 (18.94)	58.82 (73.14)
<b>Maximum outstanding during the year</b>								
Investment by Parent (Note 4)	140,563.79 (140,563.79)	-	-	-	-	-	-	140,563.79 (140,563.79)
Investment in equity shares	-	-	86,411.86 (86,411.86)	-	-	-	-	86,411.86 (86,411.86)

Notes:

- Figures in bracket pertains to March 31, 2023.
- Nature of relationship with related party are defined at note 29.
- Key Management Personnel includes transactions pertaining to Chief Executive Officer, Chief Financial Officer & Company Secretary.
- Parent is National Investment and Infrastructure Fund-II.
- Other Liability represents expenses payable to Associate Company and investment manager of holding entity
- Other assets represents reimbursement of expenses receivable from Associate Company.
- Other receipts represents reimbursement of expenses paid on behalf of Associate Company.
- Other expenses represents reimbursement for shared service cost and other expenses.
- Group Company of investing party refers to National Investment and Infrastructure Fund Limited, Investment manager of holding entity.

## Notes forming part of standalone financial statements

as at and for the year ended March 31, 2024

(All amounts are in ₹ Lakhs, unless otherwise stated)

(vi) Disclosure of complaints

1) Summary information on complaints received by the NBFCs from customers and from the Offices of Ombudsman

Sr.No	Particulars	March 31, 2024	March 31, 2023
Complaints received by the NBFC from its customers			
1	Number of complaints pending at beginning of the year	-	-
2	Number of complaints received during the year	-	-
3	Number of complaints disposed during the year	-	-
3.1	Of which, number of complaints rejected by the NBFC	-	-
4	Number of complaints pending at the end of the year	-	-
Maintainable complaints received by the NBFC from Office of Ombudsma			
5	Number of maintainable complaints received by the NBFC from Office of Ombudsman	-	-
5.1	Of 5, number of complaints resolved in favour of the NBFC by Office of Ombud	-	-
5.2	Of 5, number of complaints resolved through conciliation/mediation/advisories issued by Office of Ombudsman	-	-
5.3	Of 5, number of complaints resolved after passing of Awards by Office of Ombudsman against the NBFC	-	-
6	Number of Awards unimplemented within the stipulated time (other than those appealed)	-	-

2) Since the company has not received any complaints from customers or banking ombudsman, the disclosure regarding top five grounds of complaints is not applicable.

### 45 Disclosure Pursuant to RBI Notification no RBI/2019-20/170 DOR (NBFC).CC.PD.No.109/22.10.106/2019-20 Year ended March 31, 2024

Asset Classification as per RBI Norms	Asset classification as per Ind AS 109	Gross Carrying Amount as per Ind AS	Loss Allowances (Provisions) as required under Ind AS 109	Net Carrying Amount	Provisions required as per IRACP norms	Difference between Ind AS 109 provisions and IRACP norms
1	2	3	4	(5=3-4)	6	(7=4-6)
<b>Performing assets</b>						
Standard	Stage 1	1,324,947.22	9,333.14	1,315,614.08	5,333.23	3,999.91
	Stage 2	-	-	-	-	-
<b>Subtotal</b>		<b>1,324,947.22</b>	<b>9,333.14</b>	<b>1,315,614.08</b>	<b>5,333.23</b>	<b>3,999.91</b>
<b>Non-Performing Assets (NPA)</b>						
Substandard	Stage 3	-	-	-	-	-
Doubtful- up to 1 year	Stage 3	-	-	-	-	-
1 to 3 years	Stage 3	-	-	-	-	-
More than 3 years	Stage 3	-	-	-	-	-
<b>Subtotal for doubtful</b>		-	-	-	-	-
Loss assets		-	-	-	-	-
<b>Subtotal for NPA</b>		-	-	-	-	-
Other items such as guarantees, loan commitments, etc. which are in the scope of Ind AS 109 but not covered under current Income Recognition, Asset Classification and Provisioning (IRACP) norms	Stage 1	32,493.87	227.46	32,266.41	-	227.46
	Stage 2	-	-	-	-	-
	Stage 3	-	-	-	-	-
<b>Subtotal</b>		<b>32,493.87</b>	<b>227.46</b>	<b>32,266.41</b>	-	<b>227.46</b>
<b>Total</b>	<b>Stage 1</b>	<b>1,357,441.09</b>	<b>9,560.60</b>	<b>1,347,880.49</b>	<b>5,333.23</b>	<b>4,227.37</b>

# Notes forming part of standalone financial statements

as at and for the year ended March 31, 2024

(All amounts are in ₹ Lakhs, unless otherwise stated)

Asset Classification as per RBI Norms	Asset classification as per Ind AS 109	Gross Carrying Amount as per Ind AS	Loss Allowances (Provisions) as required under Ind AS 109	Net Carrying Amount	Provisions required as per IRACP norms	Difference between Ind AS 109 provisions and IRACP norms
	Stage 2	-	-	-	-	-
	Stage 3	-	-	-	-	-
<b>Total</b>		<b>1,357,441.09</b>	<b>9,560.60</b>	<b>1,347,880.49</b>	<b>5,333.23</b>	<b>4,227.37</b>

## Year ended March 31, 2023

Asset Classification as per RBI Norms	Asset classification as per Ind AS 109	Gross Carrying Amount as per Ind AS	Loss Allowances (Provisions) as required under Ind AS 109	Net Carrying Amount	Provisions required as per IRACP norms	Difference between Ind AS 109 provisions and IRACP norms	
	1	2	3	4	(5=3-4)	6	(7=4-6)
<b>Performing assets</b>							
Standard	Stage 1	1,154,424.70	8,117.76	1,146,306.93	4,638.73	3,479.04	
	Stage 2	-	-	-	-	-	
<b>Subtotal</b>		<b>1,154,424.70</b>	<b>8,117.76</b>	<b>1,146,306.93</b>	<b>4,638.73</b>	<b>3,479.04</b>	
<b>Non-Performing Assets (NPA)</b>							
Substandard	Stage 3	-	-	-	-	-	
Doubtful- up to 1 year	Stage 3	-	-	-	-	-	
1 to 3 years	Stage 3	-	-	-	-	-	
More than 3 years	Stage 3	-	-	-	-	-	
<b>Subtotal for doubtful</b>		<b>-</b>	<b>-</b>	<b>-</b>	<b>-</b>	<b>-</b>	
Loss		-	-	-	-	-	
<b>Subtotal for NPA</b>		<b>-</b>	<b>-</b>	<b>-</b>	<b>-</b>	<b>-</b>	
Other items such as guarantees, loan commitments, etc. which are in the scope of Ind AS 109 but not covered under current Income Recognition, Asset Classification and Provisioning (IRACP) norms	Stage 1	45,087.60	315.61	44,771.99	-	315.61	
	Stage 2	-	-	-	-	-	
	Stage 3	-	-	-	-	-	
<b>Subtotal</b>		<b>45,087.60</b>	<b>315.61</b>	<b>44,771.99</b>	<b>-</b>	<b>315.61</b>	
<b>Total</b>	<b>Stage 1</b>	<b>1,199,512.30</b>	<b>8,433.38</b>	<b>1,191,078.92</b>	<b>4,638.73</b>	<b>3,794.65</b>	
	<b>Stage 2</b>	<b>-</b>	<b>-</b>	<b>-</b>	<b>-</b>	<b>-</b>	
	<b>Stage 3</b>	<b>-</b>	<b>-</b>	<b>-</b>	<b>-</b>	<b>-</b>	
<b>Total</b>		<b>1,199,512.30</b>	<b>8,433.38</b>	<b>1,191,078.92</b>	<b>4,638.73</b>	<b>3,794.65</b>	



# Notes forming part of standalone financial statements

as at and for the year ended March 31, 2024

(All amounts are in ₹ Lakhs, unless otherwise stated)

**46A Additional Disclosures as per the circular issued by the Reserve Bank of India (Ref no. DNBR .PD. 008/ 03.10.119/ 2016-17 dated September 01,2016) & RBI circular DNBR(PD) CC no. 053/ 03.10.119 / 2015-16) in respect of Non Banking Financial (Non deposit accepting or holding) Systemically Important (NBFC-ND-SI) is as under:**

## a. Capital funds, risk assets/ exposure and risk asset ratio (CRAR)

S.No	Item	For the year ended March 31, 2024	For the year ended March 31, 2023
1	CRAR (%)	20.64%	21.24%
2	CRAR- Tier I capital (%)	19.84%	20.44%
3	CRAR- Tier II Capital (%)	0.79%	0.79%
4	Amount of subordinated debt raised as Tier-II capital	-	-
5	Amount raised by issued of Perpetual Debt Instruments	-	-

## b. Investments

S.No	Item	For the year ended March 31, 2024	For the year ended March 31, 2023
<b>1</b>	<b>Value of investments</b>		
	(i) Gross value of investments		
	(a) in India	86,411.86	86,411.86
	(a) outside India	-	-
	(ii) Provision for depreciation		
	(a) in India	-	-
	(a) outside India	-	-
	(iii) Net value of investments		
	(a) in India	86,411.86	86,411.86
	(a) outside India	-	-
<b>2</b>	<b>Movement of provisions held towards depreciation on investments</b>		
	(i) Opening balance	-	-
	(ii) Add : Provisions made during the year	-	-
	(iii) Less : Write-off/ write-back of excess provision during the year	-	-
	(i) Closing balance	-	-

## c. Derivatives

There are no derivative transactions as at March 31, 2024 and March 31, 2023. Hence the related disclosures are not applicable to the Company.

## d. Disclosures relating to Securitisation

The Company has not entered in securitisation transaction in the year ending March 31, 2024 and March 31, 2023. Hence the related disclosures are not applicable to the Company.

## e. Details of Financial Assets sold to Securitisation / Reconstruction Company for Asset Reconstruction

The Company has not sold any financial asset to securitisation / reconstruction company for asset reconstruction in the year ending March 31, 2024 and March 31, 2023. Hence the related disclosures are not applicable to the Company.

## f. Details of non-performing financial assets purchased / sold

The Company has not purchased / sold any non-performing financial assets in the year ending March 31, 2024 and March 31, 2023. Hence the related disclosures are not applicable to the Company.

# Notes forming part of standalone financial statements

as at and for the year ended March 31, 2024

(All amounts are in ₹ Lakhs, unless otherwise stated)

## g. Exposure

### i. Exposure to Real Estate Sector

This disclosure is not applicable to the Company as there are no exposures, direct or indirect to real estate sector as at March 31, 2024 and March 31, 2023.

### ii. Exposure to Capital Market

This disclosure is not applicable to the Company as there are no exposures to capital market as at March 31, 2024 and March 31, 2023.

## h. Details of financing of parent company products

This disclosure is not applicable to the Company as there is no financing of Parent Company products.

## i. Details of Single Borrower Limit (SGL) / Group Borrower Limit (GBL) exceeded by the NBFC

The Company has not lent/ invested or lent and invested in Single Borrower / Single Group of Borrowers in excess of limits prescribed by the RBI during the years ended March 31, 2024 and March 31, 2023.

## j. Unsecured Advances

The Company has not given any unsecured advances in the years ended March 31, 2024 and March 31, 2023.

## k. Registration obtained from other financial sector regulators

The Company is not registered with any financial sector regulators except with the RBI.

## l. Disclosure of Penalties imposed by RBI and other regulators

No penalties were imposed by RBI and other regulators during the years ended March 31, 2024 and March 31, 2023, except one instance of delay in intimation of holding of Board Meeting in respect of which the Company received a notice from NSE and paid a penalty amounting to INR 5,000/-.

## m. Provisions and contingencies (shown under the head expenditure in Statement of Profit and Loss):

S.No	Item	For the year ended March 31, 2024	For the year ended March 31, 2023
(i)	Provision made towards income tax	7,208.03	5,835.50
(ii)	Provision for employee benefits	532.55	123.91
(iii)	Provision for employee stock compensation cost	-	-
(iv)	Provision for long term incentive plan for employees	585.24	-
(v)	Provision for gratuity	31.30	25.42
(vi)	Provision for compensated absence cost	94.41	90.92
(vii)	Provision for impairment of financial assets	1,127.21	3,338.89
(viii)	Provisions for depreciation on Investment	-	-
(ix)	Provision towards NPA	-	-

## n. Draw Down from Reserves

There has been no draw down from reserves during the year ended March 31, 2024 and March 31, 2023. Hence the related disclosures are not applicable to the Company.

# Notes forming part of standalone financial statements

as at and for the year ended March 31, 2024

(All amounts are in ₹ Lakhs, unless otherwise stated)

## o. Concentration of Advances, Exposures and NPAs

### i) Concentration of Advances

Particulars	For the year ended March 31, 2024	For the year ended March 31, 2023
Total Advances to twenty largest borrowers	413,201.62	535,434.53
Percentage of Advances to twenty largest borrowers to Total Advances	66.99%	77.78%

### ii) Concentration of Exposures

Particulars	For the year ended March 31, 2024	For the year ended March 31, 2023
Total Exposures to twenty largest borrowers / customers*	677,066.15	667,126.31
Percentage of Exposures to twenty largest borrowers / customers to Total Exposure on borrowers / customers	51.10%	57.79%

\*Exposure does not include investment in Associate company.

### iii) Concentration of NPAs

All loan accounts are standard assets as at March 31, 2024 and March 31, 2023.

Particulars	For the year ended March 31, 2024	For the year ended March 31, 2023
Total of Exposures to top four NPA accounts*	-	-

\* there are no account classified as NPA as on March 31, 2024 and March 31, 2023.

### iv) Sector-wise NPAs (% of NPA to Total Advances in that sector)

Particulars	For the year ended March 31, 2024	For the year ended March 31, 2023
Agriculture & allied activities	-	-
MSME	-	-
Corporate borrowers	-	-
Services	-	-
Unsecured personal loans	-	-
Auto loans	-	-
Other personal loans	-	-

# Notes forming part of standalone financial statements

as at and for the year ended March 31, 2024

(All amounts are in ₹ Lakhs, unless otherwise stated)

## v) Movement of NPAs

Particulars	For the year ended March 31, 2024	For the year ended March 31, 2023
<b>(i) Net NPAs to Net Advances (%)</b>	-	-
<b>(ii) Movement of NPAs (Gross):</b>		
(a) Opening balance	-	-
(b) Additions during the year	-	-
(c) Reductions during the year	-	-
<b>(d) Closing balance</b>	-	-
<b>(iii) Movement of Net NPAs</b>		
(a) Opening balance	-	-
(b) Additions during the year	-	-
(c) Reductions during the year	-	-
<b>(d) Closing balance</b>	-	-
<b>(iv) Movement of provisions for NPAs (excluding provisions on standard assets)</b>		
(a) Opening balance	-	-
(b) Provisions made during the year	-	-
(c) Write-off / write-back of excess provisions	-	-
<b>(d) Closing balance</b>	-	-

## p. Overseas Assets (for those with Joint Ventures and Subsidiaries abroad)

The Company has not invested/ no exposure in overseas assets in the years ending March 31, 2024 and March 31, 2023.

## q. Off-balance Sheet SPVs sponsored by the Company

The Company has not sponsored off-balance sheet SPV in the years ending March 31, 2024 and March 31, 2023.

## r. Disclosure of Complaints

There were no customer complaints received during the years ending March 31, 2024 and March 31, 2023.

## s. Ratings assigned by credit rating agencies and migration of ratings during the year

S.No.	Instruments	Credit Rating Agency	As on 31 <sup>st</sup> March 2024	As on 31 <sup>st</sup> March 2023
1	Long Term Instrument- Non convertible debentures	CARE	AA+ Positive	AA+ Stable
2	Short Term Instrument- Commercial Paper	CARE	A1+	-
3	Long Term Instrument- Non convertible debentures	CRISIL	AA+ Stable	AA+ Stable
4	Short Term Instrument- Short Term Debt	CRISIL	-	A1+
5	Short Term Instrument- Commercial Paper	CRISIL	A1+	-
6	Long Term Instrument- Bank Lines	ICRA Ltd	AA+ Stable	AA+ Stable
7	Short Term Instrument- Bank Lines	ICRA Ltd	A1+	A1+
8	Long Term Instrument- Non convertible debentures	ICRA Ltd	AA+ Stable	AA+ Stable
9	Long Term Instrument- Principal Protected Market Linked Debenture	ICRA Ltd	AA+ PP-MLD (Stable)	AA+ PP-MLD (Stable)
10	Long Term Instrument- Non convertible debentures	India Ratings & Research Private Limited	AA+ Stable	AA+ Stable

## Notes forming part of standalone financial statements

as at and for the year ended March 31, 2024

(All amounts are in ₹ Lakhs, unless otherwise stated)

### t. Statement on Asset Liability Management

Maturity pattern of certain items of assets and liabilities as at 31<sup>st</sup> March 2024

Item	0 day to 7 days	8 days to 14 days	15 days to 30 / 31 days	Over one month to two months	Over two months upto three months	Over three months to six months	Over six months to one year	Over one year to three years	Over three years to five years	Over five years	Total
<b>Liabilities</b>											
Debt Securities	-	-	-	10,000.00	3,082.08	1,476.43	54,921.85	33,697.84	104,674.65	-	207,852.85
Borrowings (other than debt securities)	4,998.55	-	6,149.04	1,631.94	16,006.94	25,937.72	130,429.28	439,126.06	203,093.46	120,379.97	947,752.96
<b>Assets</b>											
Investments			-	-	-	-	-	-	-	86,411.86	86,411.86
Loans	1,433.99	-	2,569.79	313.32	9,252.87	31,906.41	265,649.86	120,262.75	250,350.57	633,874.52	1,315,614.08

Maturity pattern of certain items of assets and liabilities as at 31<sup>st</sup> March 2023

Item	0 day to 7 days	8 days to 14 days	15 days to 30 / 31 days	Over one month to two months	Over two months upto three months	Over three months to six months	Over six months to one year	Over one year to three years	Over three years to five years	Over five years	Total
<b>Liabilities</b>											
Debt Securities	-	-	-	1,969.40	-	4,530.72	28,367.84	69,624.66	112,171.62	-	216,664.24
Borrowings (other than debt securities)	-	-	5,539.79	6,493.06	11,215.28	20,729.17	60,208.33	293,126.33	300,970.25	89,297.64	787,579.85
<b>Assets</b>											
Investments			-	-	-	-	-	-	-	86,411.86	86,411.86
Loans	-	-	49,850.58	412.12	8,745.88	8,683.79	21,689.24	104,286.86	249,592.67	703,045.80	1,146,306.94

### u. Restructured advances

There are no restructured advance as on 31<sup>st</sup> March 2024, hence disclosure of information as required in terms of Para 24 of Non-Banking Financial Company - Systemically Important Non-Deposit taking Company and Deposit taking Company (RBI guidelines) is not required.

### v. Fraud Reporting

As required by the Chapter II paragraph 5 for Monitoring of frauds in NBFCs (RBI guidelines), the details of frauds noticed / reported are as below:

Particulars	Year ended 31 <sup>st</sup> March 2024	Year ended 31 <sup>st</sup> March 2023
Amount Involved	-	-
Amount Recovered	-	-
Amount written off/provided	-	-
Balance	-	-

# Notes forming part of standalone financial statements

as at and for the year ended March 31, 2024

(All amounts are in ₹ Lakhs, unless otherwise stated)

## 46B (a) Public disclosure on liquidity risk as of March 31, 2024

The disclosure in terms of RBI circular ref. DOR.NBFC(PD)CC.NO.102/03.10.001/2019-20 dated November 04, 2019 on liquidity risk management framework for NBFCs is provided below :

- (i) Funding concentration based on significant counterparty

Sr no	No of significant counterparties	Amount (₹ in lakhs)	% of Total deposits	% of Total Liabilities
1	15	1,081,429.23	-	93.14%

- (ii) Top 20 large deposits - Nil

- (iii) Top 10 borrowings: ₹ 9,86,211.54 lakhs (represent 84.91% of total borrowings)

- (iv) Funding concentration based on significant instrument/product

Sr no	Name of instrument	Amount (₹ in lakhs)	% of Total Liabilities
1	Term loans from Banks	631,715.42	54.41%
2	Term loans from Financial Institution	317,000.00	27.30%
3	Non-Convertible Debentures	208,178.50	17.93%

- (v) Stock ratios:

Sr no	Instrument	As a % of total public funds	As a % of total liabilities	As a % of total assets
(a)	Commercial papers	Nil	Nil	Nil
(b)	Non Convertible Debentures (original maturity <1 year)	Nil	Nil	Nil
(c)	Other short term liabilities	1.39%	1.38%	1.10%

## (vi) Institutional set-up for liquidity risk management

The Company has instituted Asset Liability Management Policy (Policy) under which the Asset Liability Management Committee (ALCO) has been set up for oversight of Asset Liability Management (ALM), including liquidity risk management. The overall ALM framework as well as liquidity risk is managed by :

- (i) **Board**-which provides the overall direction for the Policy and framework.
- (ii) **Risk Management Committee** - comprises of two Independent Directors, one Non - Executive, Nominee Director, the Chief Executive Officer (CEO) and the Chief Risk Officer (CRO). It monitors and evaluates risks associated with the business of the Company and measures for risk mitigation.
- (iii) **ALCO**- comprises of a Non - Executive, Nominee Director, Chief Executive Officer (CEO), Chief Financial Officer (CFO), Chief Risk Officer (CRO) and Chief Business Officer (CBO). It is a decision making body responsible for strategic management of interest rate and liquidity risks.
- (iv) **Asset Liability Management Support Group**-which consists of operating staff from Risk, Accounts and Treasury group, who analyse/monitor liquidity profile, limits & report to ALCO.
- (v) **Finance Committee** - comprises of CEO, CFO and CRO which is authorised to borrow monies through various instruments permitted by RBI, and it monitors treasury related operations of the Company.
- (vi) **Treasury Group**-which is ALM support group and is responsible for fund raising, maintain appropriate liquidity buffers, provide market related inputs and actively implement ALM strategy.

# Notes forming part of standalone financial statements

as at and for the year ended March 31, 2024

(All amounts are in ₹ Lakhs, unless otherwise stated)

## 46B (b) Disclosure on Liquidity Coverage Ratio (LCR) under RBI circular no. RBI/2019-20/88 DOR.NBFC (PD) CC. No.102/03.10.001/2019-20 dated November 04, 2019 on Liquidity Risk Management Framework

Particulars	Total	Total	Total	Total	Total	Total	Total	Total	Total
	Unweighted Value (average)*	Weighted Value (average)#	Unweighted Value (average)*	Weighted Value (average)#	Unweighted Value (average)*	Weighted Value (average)#	Unweighted Value (average)*	Weighted Value (average)#	Unweighted Value (average)*
<b>High Quality Liquid Assets</b>	<b>31-Mar-24</b>		<b>31-Dec-23</b>		<b>30-Sep-23</b>		<b>30-Jun-23</b>		
1 Total High Quality Liquid Assets (HQLA) <sup>1</sup>	164,486	143,425	169,477	148,408	190,850	166,158	222,392	194,396	
<b>Cash Outflows</b>									
2 Deposits (for deposit taking companies)	-	-	-	-	-	-	-	-	-
3 Unsecured wholesale funding	-	-	-	-	-	-	-	-	-
4 Secured wholesale funding	30,761	35,375	18,992	21,841	19,270	22,160	24,442	28,109	
5 Additional requirements, of which	-	-	-	-	-	-	-	-	-
(i) Outflows related to derivative exposures	-	-	-	-	-	-	-	-	-
(ii) Outflows related to loss of funding on debt products	-	-	-	-	-	-	-	-	-
(iii) Credit and liquidity facilities	-	-	-	-	-	-	-	-	-
6 Other contractual funding obligations	54,991	63,239	69,912	80,399	52,761	60,675	33,680	38,732	
7 Other contingent funding obligations	-	-	-	-	-	-	-	-	-
<b>8 Total Cash Outflows</b>	<b>85,752</b>	<b>98,615</b>	<b>88,904</b>	<b>102,239</b>	<b>72,031</b>	<b>82,835</b>	<b>58,123</b>	<b>66,841</b>	
<b>Cash Inflows</b>									
9 Secured lending	-	-	-	-	-	-	-	-	-
10 Inflows from fully performing exposures	36,286	27,215	62,679	47,009	43,058	32,294	36,208	27,156	
11 Other cash inflows	48,885	36,663	22,084	16,563	31,322	23,491	13,638	10,228	
<b>12 Total Cash Inflows</b>	<b>85,171</b>	<b>63,878</b>	<b>84,763</b>	<b>63,572</b>	<b>74,380</b>	<b>55,785</b>	<b>49,845</b>	<b>37,384</b>	
		Total Adjusted Value		Total Adjusted Value		Total Adjusted Value		Total Adjusted Value	
13 Total HQLA		143,425		148,408		166,158		194,396	
14 Total Net Cash Outflows (Higher of inflow less outflows or 25% of outflows)		34,737		38,667		27,050		29,457	
<b>15 LIQUIDITY COVERAGE RATIO (%)</b>		<b>413%</b>		<b>384%</b>		<b>614%</b>		<b>660%</b>	

\*Unweighted values calculated as daily average outstanding balances maturing or callable within 30 days (for inflows and outflows).

# Weighted values calculated after the application of respective stress factors on inflow (75%) and outflow (115%).

### Notes :

- HQLA includes unencumbered portion of current account balance, short term fixed deposits with scheduled commercial banks and only considers AAA rated corporate bonds in the credit book
- Undrawn borrowing lines have not been considered as potential inflows above.

# Notes forming part of standalone financial statements

as at and for the year ended March 31, 2024

(All amounts are in ₹ Lakhs, unless otherwise stated)

## 47 Schedule to the Balance Sheet of a Non Banking Financial Company as required in terms of paragraph 18 of Non-Banking Financial Company - Systemically Important Non-Deposit taking Company (Reserve Bank) Directions, 2016

### Liabilities Side

1	Loans and advances availed by the NBFC inclusive of interest accrued thereon but not paid:	As at March 31, 2024		As at March 31, 2023	
		Amount Outstanding	Amount Overdue	Amount Outstanding	Amount Overdue
	a. Debentures (other than falling within the meaning of public deposits)				
	- Secured	207,852.85	-	216,664.24	-
	- Unsecured	-	-	-	-
	b. Deferred Credits	-	-	-	-
	c. Term Loans	947,752.95	-	787,579.85	-
	d. Inter-corporate loans and borrowings	-	-	-	-
	e. Commercial Paper	-	-	-	-
	f. Public Deposits (Refer note 1 below)	-	-	-	-
	g. Other Loans	-	-	-	-

### Asset Side

2	Break up of Loans and Advances including bills receivables [other than those included in(4) below]:	Amount Outstanding as at March 31, 2024	Amount Outstanding as at March 31, 2023
	a. Secured	1,315,614.08	1,146,306.94
	b. Unsecured	-	-
3	Break up of Leased Assets and stocks on hire and other assets counting towards AFC activities	Amount Outstanding as at March 31, 2024	Amount Outstanding as at March 31, 2023
	i. Lease Assets including lease rentals under sundry debtors:		
	a. Finance Lease	-	-
	b. Operating Lease	-	-
	ii. Stocks on hire including hire charges under sundry debtors:		
	a. Assets on hire	-	-
	b. Repossessed Assets	-	-
	iii. Other Loans counting towards AFC activities:		
	a. Loans where assets have been repossessed	-	-
	b. Loans other than (a) above	-	-
4	Break up of Investments:		
	<b>Current Investments</b>		
	1. Quoted		
	i. Shares- Equity	-	-
	- Preference	-	-
	ii. Debentures and Bonds	-	-
	iii. Units of mutual funds	-	-
	iv. Government Securities	-	-
	v. Others	-	-



# Notes forming part of standalone financial statements

as at and for the year ended March 31, 2024

(All amounts are in ₹ Lakhs, unless otherwise stated)

3 Break up of Leased Assets and stocks on hire and other assets counting towards AFC activities	Amount Outstanding as at March 31, 2024	Amount Outstanding as at March 31, 2023
2. Unquoted		
i. Shares- Equity	-	-
- Preference	-	-
ii. Debentures and Bonds	-	-
iii. Units of mutual funds	-	-
iv. Government Securities	-	-
v. Others	-	-
<b>Long Term Investments</b>		
1. Quoted		
i. Shares- Equity	-	-
- Preference	-	-
ii. Debentures and Bonds	-	-
iii. Units of mutual funds	-	-
iv. Government Securities	-	-
v. Others	-	-
2. Unquoted		
i. Shares- Equity	86,411.86	86,411.86
- Preference	-	-
ii. Debentures and Bonds	-	-
iii. Units of mutual funds	-	-
iv. Government Securities	-	-
v. Others	-	-

## 5 Borrower group-wise classification of asset financed (Refer note 2 below):

Category	Amount net of provision as at March 31, 2024			Amount net of provision as at March 31, 2023		
	Secured	Unsecured	Total	Secured	Unsecured	Total
1 Related Parties**						
a. Subsidiaries	-	-	-	-	-	-
b. Companies in the same group	-	-	-	-	-	-
c. Other related parties	-	-	-	-	-	-
2 Other than related parties	1,315,614.08	-	1,315,614.08	1,146,306.94	-	1,146,306.94
<b>Total</b>	<b>1,315,614.08</b>	<b>-</b>	<b>1,315,614.08</b>	<b>1,146,306.94</b>	<b>-</b>	<b>1,146,306.94</b>

## 6 Investor group-wise classification of all investments (current and long term) in shares and securities (both quoted and unquoted): (Refer note 3 below)

Category	As at March 31, 2024		As at March 31, 2023	
	Market Value/ Break up of fair value or NAV	Book Value (Net of Provisions)	Market Value/ Break up of fair value or NAV	Book Value (Net of Provisions)
1 Related Parties**				
a. Subsidiaries	-	-	-	-
b. Companies in the same group	146,256.71	86,411.86	142,695.68	86,411.86
c. Other related parties	-	-	-	-
2 Other than related parties	-	-	-	-
<b>Total</b>	<b>146,256.71</b>	<b>86,411.86</b>	<b>142,695.68</b>	<b>86,411.86</b>

\*\* As per Accounting Standard issued by the Institute of Chartered Accountants of India ('ICAI').

# Notes forming part of standalone financial statements

as at and for the year ended March 31, 2024

(All amounts are in ₹ Lakhs, unless otherwise stated)

## 7 Other information

Category	Amount as at March 31, 2024	Amount as at March 31, 2023
i. Gross Non-Performing Assets		
a. Related Parties	-	-
b. Other than related parties	-	-
ii. Net Non-Performing Assets		
a. Related Parties	-	-
b. Other than related parties	-	-
iii. Assets acquired in satisfaction of debt	-	-

### Notes:

- As defined in paragraph 2(1)(xii) of the Non-Banking Financial Companies Acceptance of Public Deposits (Reserve Bank) Directions, 1998.
- Provisioning norms shall be applicable as prescribed in the Non-Banking Financial Company - Systemically Important Non-Deposit taking Company (Reserve Bank) Directions, 2016.
- All Accounting Standards and Guidance Notes issued by the Institute of Chartered Accountants of India ('ICAI') are applicable including for valuation of investments and other assets as also assets acquired in satisfaction of debts. However, market value in respect of quoted investments and break up/ fair value/ NAV in respect of unquoted investments should be disclosed irrespective of whether they are classified as long term or current in category 4 above.

**48** Previous year figures have been regrouped/reclassified wherever necessary to correspond with those of the current year's classification/disclosure.

As per our report of even date.

For **B. K. Khare & Co**  
Chartered Accountants  
ICAI Firm Registration No. 105102W

For and on behalf of the Board of Directors of  
**Aseem Infrastructure Finance Limited**

**Aniruddha Joshi**  
Partner  
Membership No : 040852

**Padmanabh Sinha**  
Director  
DIN:00101379

**Nilesh Shrivastava**  
Director  
DIN:09632942

Place: Mumbai  
Date: May 08, 2024

**Virender Pankaj**  
Chief Executive Officer

**Nilesh Sampat**  
Chief Financial Officer

**Karishma Pranav Jhaveri**  
Company Secretary



<https://aseeminfra.in/>